


Cdl Combination Study Guide

CDL Combinations Test


Topics Covered

- Driving Combination Vehicles Safely
- Combination Vehicle Air Brakes
- Coupling and Uncoupling
- Inspecting a Combination Vehicle




Other Notes

- 20 Questions
- 80% Needed to Pass
- Combination Vehicles Can Include Vehicles that Have a Tractor or Multiple Trailers



*Please note that this exam can vary from state to state. Some states have different exam requirements.

 TEST-GUIDE

CDL Combination Study Guide

Obtaining a Commercial Driver's License (CDL) is a significant step for individuals seeking a career in the trucking industry. Among the various types of CDLs, the combination vehicle endorsement is crucial for drivers who wish to operate vehicles that pull trailers or other vehicles. This guide provides comprehensive information on studying for the CDL combination endorsement, including the necessary knowledge, skills, and resources you will need to prepare effectively for the written and practical exams.

Understanding Combination Vehicles

Combination vehicles refer to a combination of a tractor and one or more trailers. These vehicles are common in freight transportation and can vary in size and weight. Understanding the mechanics and operation of these vehicles is vital for any CDL candidate.

Types of Combination Vehicles

1. Tractor-Trailer: The most common type, consisting of a truck (tractor) and a semi-trailer.
2. Double Trailers: Consists of a tractor pulling two trailers.
3. Triple Trailers: Involves a tractor pulling three trailers, typically used in specific regions.

Importance of the CDL Combination Endorsement

- Career Opportunities: Many trucking companies require a combination endorsement for employment.
- Safety: Proper training and knowledge reduce the risk of accidents.
- Legal Compliance: It is necessary to comply with federal and state regulations regarding commercial driving.

Key Topics to Study for the CDL Combination Exam

The CDL combination exam tests your knowledge in several key areas. Understanding these topics will help you prepare effectively.

Vehicle Inspection

- Pre-Trip Inspection: Learn how to perform a thorough inspection of the combination vehicle before driving it.
- Key Components: Familiarize yourself with checking the brakes, lights, tires, and coupling devices.

Coupling and Uncoupling Procedures

- Coupling:
 1. Position the tractor and trailer correctly.
 2. Engage the fifth wheel and ensure it locks.
 3. Perform a tug test to ensure connection.
- Uncoupling:
 1. Ensure the vehicle is on a level surface.
 2. Release the trailer brakes.
 3. Disconnect the air lines and electrical connections.

Driving Techniques for Combination Vehicles

- Turning: Understand the importance of wide turns to avoid collisions.
- Backing: Learn methods for safely backing up with a trailer.
- Lane Changes: Be aware of the larger blind spots and how to check for traffic.

Weight Distribution and Load Management

- Understanding Weight Limits: Be familiar with Gross Vehicle Weight Rating (GVWR) and how to calculate it.
- Load Securement: Learn how to properly secure loads to prevent shifting during transit.

Preparation Tips for the Written Exam

To pass the written portion of the CDL combination exam, you need to prepare strategically. Here are some effective study tips:

Study Materials

1. CDL Manual: Obtain the official CDL manual from your state's Department of Motor Vehicles (DMV).
2. Online Resources: Utilize websites and online courses that offer practice tests and study guides.
3. Flashcards: Create or use pre-made flashcards for key terms and concepts.

Practice Tests

- Take multiple practice exams to familiarize yourself with the format and types of questions.
- Review the answers and understand any mistakes to improve your knowledge.

Join Study Groups

- Collaborate with peers who are also studying for their CDL to share resources and quiz each other.
- Discuss challenging concepts and share tips for mastering the material.

Preparing for the Practical Driving Test

After passing the written exam, the next step is the practical driving test. This portion evaluates your ability to operate a combination vehicle safely and effectively.

Scheduling Your Test

- Check Availability: Contact your local DMV to schedule your driving test.
- Prepare Required Documents: Ensure you have your learner's permit, proof of identity, and any

other required documents.

Vehicle Requirements for the Test

- Use a vehicle that you are familiar with and meets the requirements for the test.
- Ensure the vehicle is in good working order and has passed a pre-trip inspection.

During the Driving Test

1. Follow Instructions: Listen carefully to the examiner and follow their directions.
2. Demonstrate Skills: Show proficiency in vehicle control, backing, and maneuvering.
3. Safety First: Always prioritize safety; check mirrors frequently and maintain appropriate distances.

Common Mistakes to Avoid

Being aware of common pitfalls can help you avoid them during both the written and practical exams.

Written Exam Mistakes

- Neglecting Study Time: Don't procrastinate; set a study schedule.
- Ignoring the Manual: Ensure to read and understand the manual thoroughly.

Practical Exam Mistakes

- Inadequate Pre-Trip Inspection: Failing to perform a proper inspection can lead to test failure.
- Poor Communication: Always communicate your intentions, especially when turning or changing lanes.

Resources for Study and Practice

Here are some valuable resources to assist you in your CDL combination vehicle preparation:

- State DMV Websites: Access official manuals and state-specific requirements.
- CDL Training Schools: Consider enrolling in a local CDL training program for hands-on experience.
- Online Forums: Join forums or social media groups dedicated to CDL training for support and advice.

Final Thoughts

Preparing for the CDL combination endorsement requires dedication and a structured approach. By understanding the mechanics of combination vehicles, studying diligently, and practicing driving techniques, you can set yourself up for success. Remember, safety and knowledge are paramount in

the trucking industry. With the right preparation, you will be well on your way to obtaining your CDL and embarking on a rewarding career in transportation.

Frequently Asked Questions

What is a CDL combination study guide?

A CDL combination study guide is a resource designed to help individuals prepare for the Commercial Driver's License (CDL) exam, specifically focusing on combination vehicles, which include tractor-trailers and other large vehicles that require a combination of a truck and a trailer.

What topics are typically covered in a CDL combination study guide?

Typical topics include vehicle inspection, coupling and uncoupling procedures, safe driving practices, handling emergencies, and specific regulations related to combination vehicles.

Where can I find a reliable CDL combination study guide?

Reliable CDL combination study guides can be found through state DMV websites, online educational platforms, trucking schools, and dedicated CDL test prep websites.

How can I effectively use a CDL combination study guide for my exam preparation?

To effectively use a CDL combination study guide, follow a structured study schedule, take practice tests, review key concepts regularly, and focus on areas where you feel less confident.

Are there any recommended practice tests included in CDL combination study guides?

Yes, many CDL combination study guides include practice tests that simulate the actual exam, providing sample questions and answers to help reinforce knowledge and build confidence.

What is the importance of understanding coupling and uncoupling in combination vehicles?

Understanding coupling and uncoupling is crucial for safely connecting and disconnecting the tractor and trailer, which impacts vehicle stability, maneuverability, and overall safety on the road.

Can I find mobile apps for CDL combination study preparation?

Yes, there are several mobile apps available for CDL study preparation that include features like flashcards, practice tests, and interactive learning modules specifically for combination vehicles.

<https://soc.up.edu.ph/26-share/Book?ID=liM41-2653&title=gues-my-rule-math-worksheet.pdf>

cdl - Layout - EETOP (Feb 23, 2020) · cdl, EETOP (Feb 23, 2020)

cdl&spice schematic () - Layout
Nov 8, 2024 · CDL schematic schematic
LVS ...

May 22, 2012 · spice.GLOBAL VDD GND *GLOBAL VDD GND.CONNECT VDD VCC*CONNECT VDD VCC ...

LVS******.CONNECT* ***Digital***** ... - EETOP
May 10, 2013 · *****Calibre LVS******.CONNECT* ***Digital*****Analog*****
*****##***** ...

Dec 3, 2024 · [Cadence virtuoso](#) [import stream](#) [spice](#) [in](#) [gds](#) [cdl](#) ...

[encounter.v](#) [.cdl](#) -
 Feb 14, 2009 · x [encounter.v](#)
[.cdl](#) ...

IP.**LIB** -

Dec 3, 2010 · IP .LIB IP

...

spi00000spectre0000 - Analog/RF IC 0000 - EETOP
 Jul 26, 2021 · spi00000spectre000000000000 1spi000000000cdl00000000000000stdcellspi0000
 0

net\sp\cdl\ - Layout - EETOP
 Sep 25, 2021 · sp\cdl\include file\include file
 Export from schematic viewer ...

cdll - Layout - EETOP 2020 (Feb 23, 2020 · cdll, EETOP 2020)

cdl spice - - EETOP (

Feb 22, 2012 · [cdl spice ,EETOP \(\)](#)

[cdl&spice schematic \(\) - Layout](#)

Nov 8, 2024 · [CDL schematic schematic LVS ...](#)

[LVS " " -](#)

May 22, 2012 · [spice GLOBAL VDD GND *GLOBAL VDD GND.CONNECT VDD VCC*CONNECT VDD VCC ...](#)

[LVS*.CONNECT Digital ... - EETOP](#)

May 10, 2013 · [Calibre LVS*.CONNECT Digital Analog ## ...](#)

[symbol virtuoso ...](#)

Dec 3, 2024 · [Cadence virtuoso import stream spice in gds cdl ...](#)

[encounter.v cdl -](#)

Feb 14, 2009 · [x encounter.v cdl ...](#)

[IP LEF.LIB -](#)

Dec 3, 2010 · [IP LEF.LIB IP ...](#)

[spi spectre - Analog/RF IC - EETOP](#)

Jul 26, 2021 · [spi spectre 1 spi cdl stdcell spi](#)

[net sp cdl - Layout - EETOP](#)

Sep 25, 2021 · [sp cdl include file include file Export from schematic viewer ...](#)

Prepare for your CDL with our comprehensive combination study guide. Master essential concepts and boost your confidence. Discover how to ace your exam today!

[Back to Home](#)