

# Changes In Market Equilibrium Worksheet Answers

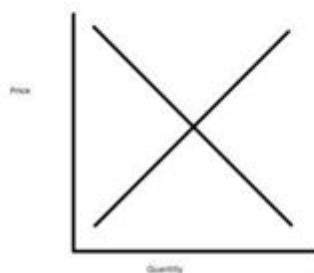
Name: \_\_\_\_\_

Date: \_\_\_\_\_

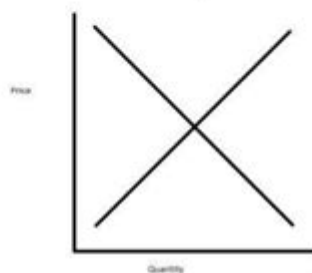
Period: \_\_\_\_\_

**Directions:** Illustrate each of the following situations and write what happened to Price Equilibrium (Increase, Decrease or Indeterminate?) and Quantity Equilibrium (Increase, Decrease or Indeterminate?). As necessary, label  $S_1$ ,  $S_2$ ,  $D_1$ ,  $D_2$ ,  $P_{eq1}$ ,  $P_{eq2}$ ,  $Q_{eq1}$ ,  $Q_{eq2}$  and uses arrows to show shifts.

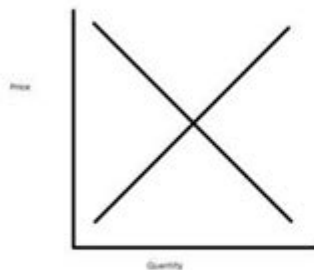
1) Supply: No Change  
Demand: Increase



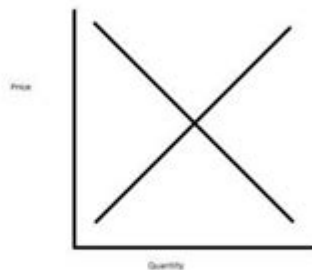
2) Supply: Decrease  
Demand: No Change



3) Supply: Increase  
Demand: No Change



4) Supply: No Change  
Demand: Decrease



**Changes in market equilibrium worksheet answers** are essential for students and educators to understand the dynamic nature of supply and demand in economic theory. Market equilibrium occurs when the quantity supplied equals the quantity demanded, resulting in a stable market price. However, various factors can cause shifts in either supply or demand, leading to changes in market equilibrium. This article will explore the concept of market equilibrium, the factors that cause changes, and provide insights into how to analyze these changes using worksheet answers effectively.

# Understanding Market Equilibrium

Market equilibrium is a fundamental concept in economics that describes the state where the forces of supply and demand are balanced. The price at which this balance occurs is known as the equilibrium price, while the quantity at this price is called the equilibrium quantity.

## Key Components of Market Equilibrium

1. Demand Curve: Represents the quantity of a good that consumers are willing and able to purchase at various prices.
2. Supply Curve: Represents the quantity of a good that producers are willing and able to sell at various prices.
3. Equilibrium Point: The intersection of the supply and demand curves, indicating the equilibrium price and quantity.

## Factors Leading to Changes in Market Equilibrium

Several factors can lead to changes in market equilibrium, resulting in shifts in supply and demand. Understanding these factors is crucial for analyzing market behavior effectively.

### Factors Affecting Demand

1. Income Changes: When consumers' income increases, demand for normal goods typically rises, shifting the demand curve to the right.
2. Consumer Preferences: Changes in consumer tastes can significantly impact demand. For example, if a product becomes trendy, demand will increase.
3. Price of Related Goods: The demand for a good can be influenced by changes in the prices of complementary or substitute goods.
4. Consumer Expectations: If consumers expect prices to rise in the future, they may increase their current demand, shifting the demand curve rightward.

### Factors Affecting Supply

1. Production Costs: An increase in production costs (e.g., wages, raw materials) can decrease supply, shifting the supply curve to the left.
2. Technology Advances: Improvements in technology can lower production costs and increase supply, shifting the supply curve to the right.
3. Number of Suppliers: An increase in the number of suppliers typically

increases market supply, shifting the supply curve to the right.

4. Government Policies: Regulations, taxes, and subsidies can affect the supply of goods in the market.

## Analyzing Changes in Market Equilibrium with Worksheets

Understanding changes in market equilibrium is often facilitated through the use of worksheets. These educational tools help students practice and apply their knowledge of supply and demand dynamics.

### Components of a Market Equilibrium Worksheet

A well-structured market equilibrium worksheet typically includes the following components:

1. Graphs: Students are often asked to draw supply and demand curves, indicating the initial equilibrium and any shifts.
2. Scenarios: Worksheets may present different scenarios that lead to changes in supply or demand, requiring students to analyze the impact.
3. Questions: Worksheets often include questions that guide students to think critically about the changes in equilibrium price and quantity.

### Example Scenarios for Practice

Consider the following scenarios that could be included in a market equilibrium worksheet:

1. Scenario A: A new technology reduces the cost of producing smartphones.
  - Analyze the impact on supply and demand.
  - Draw the new supply curve and identify the new equilibrium price and quantity.
2. Scenario B: A health report declares that a particular beverage has health benefits.
  - Determine how this affects consumer preferences and demand.
  - Illustrate the shift in the demand curve and calculate the new equilibrium.
3. Scenario C: A government imposes a tax on carbon emissions, affecting the production costs of fossil fuels.
  - Assess how this impacts the supply of fossil fuels.
  - Update the supply curve and identify the resulting equilibrium changes.

# Common Worksheet Answers and Analysis

When completing market equilibrium worksheets, students typically arrive at certain answers based on the scenarios provided. Understanding these answers can help clarify the concepts of supply and demand.

## Changes in Equilibrium Price and Quantity

1. Increase in Demand: If demand increases while supply remains constant, the equilibrium price and quantity will rise.
2. Decrease in Demand: A decrease in demand will lead to a lower equilibrium price and quantity.
3. Increase in Supply: If supply increases while demand remains constant, the equilibrium price will fall, but the quantity will rise.
4. Decrease in Supply: A decrease in supply leads to a higher equilibrium price and a lower quantity.

## Practical Examples of Changes in Market Equilibrium

- Example 1: If the demand for electric vehicles increases due to environmental awareness, the demand curve shifts to the right, resulting in a higher equilibrium price and quantity.
- Example 2: A natural disaster destroys crops, reducing supply. This leads to a leftward shift of the supply curve, resulting in higher prices for agricultural products.

## Conclusion

In conclusion, understanding **changes in market equilibrium worksheet answers** is vital for grasping the complexities of economic theory related to supply and demand. By analyzing various factors that influence market equilibrium and practicing with worksheets, students can enhance their comprehension and application of these concepts. As markets continue to evolve with changing consumer preferences and external factors, the ability to interpret and analyze market equilibrium will remain an essential skill in economics.

## Frequently Asked Questions

### What is market equilibrium?

Market equilibrium is the point where the quantity of a good or service demanded by consumers equals the quantity supplied by producers, resulting in

a stable market price.

## **How do shifts in demand affect market equilibrium?**

A shift in demand, either to the right (increase) or left (decrease), changes the equilibrium price and quantity. An increase in demand typically raises both price and quantity, while a decrease lowers them.

## **What causes a shift in supply in the market?**

Supply can shift due to various factors, including changes in production costs, technology, number of sellers, and government policies like taxes and subsidies.

## **What is the effect of a price floor on market equilibrium?**

A price floor, set above the equilibrium price, can lead to a surplus because it prevents prices from falling to their equilibrium level, resulting in excess supply.

## **How does a price ceiling impact market equilibrium?**

A price ceiling, set below the equilibrium price, can create a shortage by preventing prices from rising to their equilibrium level, leading to excess demand.

## **What is the role of consumer preferences in determining market equilibrium?**

Consumer preferences can shift demand curves, affecting market equilibrium. Changes in tastes towards a good can increase demand, raising equilibrium prices and quantities.

## **How do external factors like global events influence market equilibrium?**

Global events, such as natural disasters, geopolitical tensions, or pandemics, can disrupt supply chains or change consumer behavior, leading to shifts in market equilibrium.

## **Why is understanding changes in market equilibrium important for businesses?**

Understanding changes in market equilibrium helps businesses make informed decisions about pricing, production levels, and inventory management to respond effectively to market conditions.

Find other PDF article:

## **Changes In Market Equilibrium Worksheet Answers**

### Yak and Yeti Restaurant and Brewpub - Arvada - Arvada, CO

Yak and Yeti Restaurants are full-service restaurants, featuring fine Indian food, along with handcrafted beer, made right on the premises. You will love our delicious food and comfortable ...

### Yak and Yeti Restaurant and Brewpub - Arvada - Food Menu

Fresh soybeans, garlic, onions, ginger root, jalapeños, cilantro, and tomatoes pickled in spices.

### Yak and Yeti Restaurant and Brewpub - Arvada - About

Food is the crown of festivals and celebrations, and whatever the occasion, Nepalese & Indians eat with great gusto. Yak and Yeti Restaurants are open seven days a week and we have ...

### Yak and Yeti Restaurant and Brewpub - Arvada - Drink Menu

Blended homemade yogurt drink, comes in your choice of salty, sweet, rose, or everyone's favorite mango.

### **Yak and Yeti Restaurant and Brewpub - Arvada - all specials**

7803 Ralston Road , Arvada Menu Drinks Specials Catering

### Yak and Yeti Restaurant and Brewpub - Arvada - Gift Cards

7803 Ralston Road , Arvada Menu Drinks Specials Catering

### **Accessibility Statement for Yak and Yeti Restaurant and Brewpub ...**

The guidelines have three levels of accessibility (A, Level AA, and Level AAA). Yak and Yeti Restaurant and Brewpub - Arvada has chosen level AA as a target for our website and we are ...

### WhatsApp Web

Log in to WhatsApp Web for simple, reliable and private messaging on your desktop. Send and receive messages ...

### WhatsApp | Mensajería y llamadas gratuitas privadas, s...

Usa WhatsApp Messenger para mantenerte en contacto con amigos y familiares. WhatsApp es gratuito y ...

### WhatsApp Web - Blog de WhatsApp

Hoy, por primera vez, millones de ustedes tienen la oportunidad de usar WhatsApp en el navegador web de ...

### **WhatsApp Web - Blog de WhatsApp**

Jan 21, 2015 · Today, for the first time, millions of you will have the ability to use WhatsApp on your web browser. ...

### Descarga WhatsApp para iOS, Mac y PC

Usa WhatsApp en tu navegador. Todas las funciones que te encantan: chats, llamadas, estados,

compartir ...

Explore comprehensive answers to the 'changes in market equilibrium worksheet' with clear explanations. Discover how these shifts impact supply and demand!

[Back to Home](#)