

Chemistry 1 Worksheet Classification Of Matter Answer Key



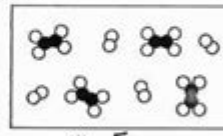
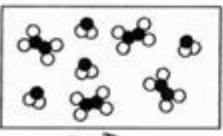

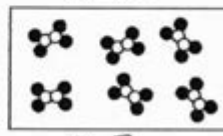
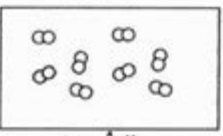
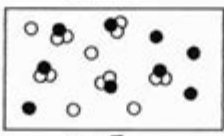
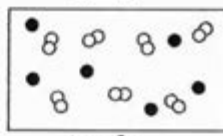
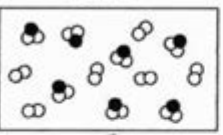
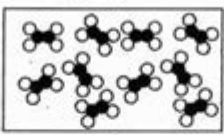

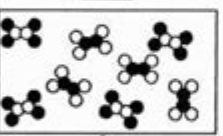
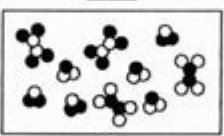
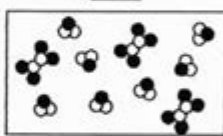
Elements, Compounds, and Mixtures

Classify each of the pictures below by placing the correct label in the blanks below:

A = Element
B = Compound
C = Mixture of elements
D = Mixture of compounds (different compounds)
E = Mixture of elements and compounds

* A compound is made of two or more elements combined; if elements combine it is still an element.

Each circle represents an atom and each different color represents a different kind of atom. If two atoms are touching then they are bonded together.

 1) <u>B</u>	 2) <u>C</u>	 3) <u>E</u>
 4) <u>D</u>	 5) <u>A</u>	 6) <u>B</u>
 7) <u>A*</u>	 8) <u>E</u>	 9) <u>C</u>
 10) <u>E</u>	 11) <u>B</u>	 12) <u>D</u>
 13) <u>D</u>	 14) <u>D</u>	 15) <u>D</u>

16) Au A 17) H₂O B 18) CO₂ B 19) Hg A
20) O₂* A 21) (N₂* and O₂*) C

Chemistry 1 Worksheet Classification of Matter Answer Key is a fundamental topic for students embarking on their journey in chemistry. Understanding the classification of matter is essential for grasping the principles that govern chemical interactions and changes. This article will explore various aspects of matter classification, the importance of worksheets in learning, and provide insights into an answer key that can help students verify their understanding of the concepts covered.

Understanding Matter

Matter is anything that has mass and occupies space. In chemistry, the classification of matter is crucial as it helps scientists and students differentiate between various substances and their properties. Matter can be classified into two primary categories: pure substances and mixtures.

Pure Substances

Pure substances are materials that have a consistent composition and distinct properties. They can be further divided into two categories:

1. Elements:

- An element is a pure substance that cannot be broken down into simpler substances by chemical means.
- Examples: Oxygen (O), Gold (Au), and Iron (Fe).

2. Compounds:

- A compound is a substance formed when two or more elements chemically combine in fixed ratios.
- Examples: Water (H₂O), Carbon Dioxide (CO₂), and Sodium Chloride (NaCl).

Mixtures

Mixtures are combinations of two or more substances where each retains its individual properties. Mixtures can be classified into two types:

1. Homogeneous Mixtures:

- These mixtures have a uniform composition throughout.
- Examples: Saltwater, air, and vinegar.

2. Heterogeneous Mixtures:

- These mixtures do not have a uniform composition, and the different components can often be seen and separated.
- Examples: Salad, sand and iron filings, and oil and water.

Importance of Classification of Matter

The classification of matter is vital for several reasons:

- Understanding Properties: Knowing whether a substance is an element, compound, or mixture helps in predicting its properties and behavior.
- Chemical Reactions: The classification aids in understanding how substances will react with each other in chemical reactions.

- Separation Techniques: Different types of mixtures require specific methods for separation, which can only be identified through proper classification.
- Scientific Communication: A clear understanding of matter classification facilitates effective communication among scientists and students.

Worksheets as Learning Tools

Worksheets play a significant role in reinforcing the concepts learned in the classroom. They provide students with opportunities to practice identifying and classifying different types of matter. A well-structured worksheet on the classification of matter typically includes:

- Definitions of key concepts
- Diagrams illustrating different types of matter
- Examples for identification
- Questions or problems for students to solve

Components of a Chemistry 1 Worksheet

A typical Chemistry 1 worksheet on the classification of matter might include the following sections:

1. Definitions Section:

- Clear definitions of elements, compounds, homogeneous mixtures, and heterogeneous mixtures.

2. Identification Exercises:

- A list of various substances and a task to classify them. For example:
 - Water
 - Air
 - Salad
 - Sodium Chloride
 - Iron

3. True or False Questions:

- Statements regarding matter classification that students must identify as true or false.

4. Fill-in-the-Blank Questions:

- Sentences related to the properties of matter that require students to complete with the correct terms.

5. Diagram Labeling:

- Visual aids showing mixtures and pure substances that need to be labeled correctly.

Answer Key for Chemistry 1 Worksheet

An answer key is an essential part of any educational resource, providing students with a means to check their understanding and learn from mistakes. Below is a sample answer key for a hypothetical Chemistry 1 worksheet on the classification of matter.

Sample Questions and Answers

1. Identification Exercises:

- Water: Compound
- Air: Homogeneous Mixture
- Salad: Heterogeneous Mixture
- Sodium Chloride: Compound
- Iron: Element

2. True or False Questions:

- An element can be broken down into simpler substances: False
- A homogeneous mixture has a uniform composition: True
- Compounds are made up of two or more elements: True
- All mixtures can be separated by physical means: True
- Water is an element: False

3. Fill-in-the-Blank Questions:

- A substance that cannot be broken down into simpler substances is called an element.
- A mixture that has visibly different parts is known as a heterogeneous mixture.
- The process of separating a solid from a liquid in a mixture is called filtration.

4. Diagram Labeling:

- Label the following:
- Saltwater: Homogeneous Mixture
- Sand and salt mixture: Heterogeneous Mixture
- Oxygen in a container: Element

Conclusion

The Chemistry 1 Worksheet Classification of Matter Answer Key serves as an invaluable resource for students learning about the different types of matter. By engaging with worksheets, students can deepen their understanding of key concepts and improve their ability to classify substances accurately. Mastering the classification of matter is not only crucial for success in chemistry but also lays the groundwork for future scientific disciplines. As students continue to learn and explore, the knowledge gained from these worksheets will be instrumental in their academic and professional pursuits in the field of science.

Frequently Asked Questions

What is the primary focus of a chemistry 1 worksheet on the classification of matter?

The primary focus is to help students understand the different types of matter, including elements, compounds, mixtures, and their properties.

What types of matter are typically covered in a classification of matter worksheet?

The worksheet usually covers elements, compounds, homogeneous mixtures, and heterogeneous mixtures, along with examples of each.

How can students identify whether a substance is a pure substance or a mixture?

Students can identify pure substances by checking if they have a uniform composition and distinct chemical properties, while mixtures will show varying compositions and properties.

What is an example of a homogeneous mixture?

An example of a homogeneous mixture is saltwater, where the salt is completely dissolved in water, creating a uniform solution.

In the context of the classification of matter, what is a compound?

A compound is a substance formed when two or more elements chemically combine in a fixed ratio, such as water (H_2O) or carbon dioxide (CO_2).

What is the significance of understanding the classification of matter in chemistry?

Understanding the classification of matter is crucial for studying chemical reactions, properties, and behaviors of substances in various contexts.

What type of questions can be found in a classification of matter answer key?

The answer key typically includes questions related to identifying and categorizing different types of matter, examples, and distinguishing between pure substances and mixtures.

Find other PDF article:

<https://soc.up.edu.ph/60-flick/Book?trackid=SEx21-4388&title=the-moon-children.pdf>

[Chemistry 1 Worksheet Classification Of Matter Answer Key](#)

What is Chemistry? - BYJU'S

Branches of Chemistry The five primary branches of chemistry are physical chemistry, organic chemistry, inorganic ...

[Main Topics in Chemistry - ThoughtCo](#)

Aug 17, 2024 · General chemistry topics include things like atoms and molecules, how substances react, the periodic ...

Learn Chemistry - A Guide to Basic Concepts - ThoughtCo

Jul 15, 2024 · You can teach yourself general chemistry with this step-by-step introduction to the basic concepts. ...

Chemistry - ThoughtCo

Learn about chemical reactions, elements, and the periodic table with these resources for students and teachers.

[The 5 Main Branches of Chemistry - ThoughtCo](#)

Jul 20, 2024 · The five main branches of chemistry along with basic characteristics and fundamental explanations of each ...

What is Chemistry? - BYJU'S

Branches of Chemistry The five primary branches of chemistry are physical chemistry, organic chemistry, inorganic chemistry, ...

Main Topics in Chemistry - ThoughtCo

Aug 17, 2024 · General chemistry topics include things like atoms and molecules, how substances react, the periodic table, and ...

Learn Chemistry - A Guide to Basic Concepts - ThoughtCo

Jul 15, 2024 · You can teach yourself general chemistry with this step-by-step introduction to the basic concepts. Learn about ...

[Chemistry - ThoughtCo](#)

Learn about chemical reactions, elements, and the periodic table with these resources for students and teachers.

The 5 Main Branches of Chemistry - ThoughtCo

Jul 20, 2024 · The five main branches of chemistry along with basic characteristics and fundamental explanations of each branch.

Unlock the secrets of matter with our Chemistry 1 worksheet classification of matter answer key. Perfect your understanding today! Learn more now.

[Back to Home](#)