

Chapter 15 Cardiovascular System Mastery Test Answers

2nd SEMESTER | ANAPHY
A.Y. 2022 - 2023

CHAPTER 12 – CARDIOVASCULAR SYSTEM: HEART

HEART

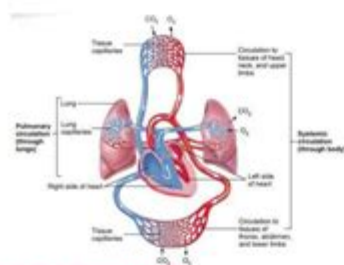
- Located in the mediastinum
- Pumps blood through the network of arteries and veins

FUNCTIONS OF HEART

1. Generating blood pressure
2. Routing blood
3. Ensuring one – way blood flow
4. Regulating blood supply

HEART IS ACTUALLY 2 PUMPS ON 1

- Pulmonary Circulation
- Systemic Circulation

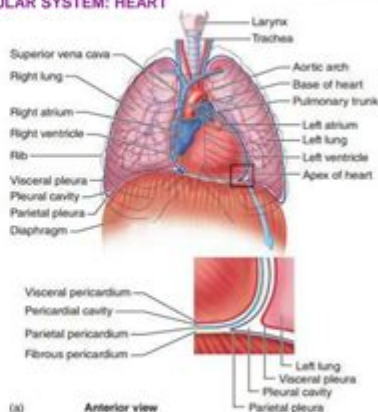


SIZE, SHAPE, AND LOCATION OF THE HEART

- Size of a closed fist
 - APEX → Blunt rounded point of cone
 - BASE → Flat part at opposite of end of cone
- Located in thoracic cavity in **mediastinum**

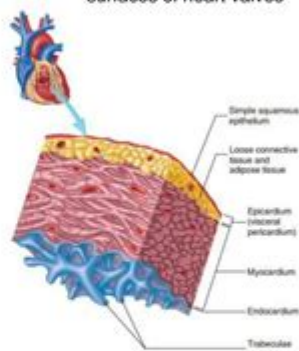
PERICARDIUM (PERICARDIAL SAC)

- Double layered closed sac
- Surrounds heart
- Consists:
 - Fibrous pericardium
 - Serous pericardium
 - Parietal pericardium
 - Visceral pericardium



HEART WALL

- Composed of 3 layers of tissue:
 - **Epicardium** → Visceral
 - **Myocardium** → responsible for hearts contraction
 - **Endocardium** → Covers the surfaces of heart valves



SOFLES | 1

Chapter 15 cardiovascular system mastery test answers are critical for students and professionals seeking to understand the intricate workings of the cardiovascular system. This chapter typically encapsulates key concepts related to the anatomy, physiology, and pathophysiology of the heart and blood vessels. Mastering this chapter is essential not only for academic success but also for practical applications in healthcare and related fields. In this article, we will explore the main topics covered in this chapter, common questions found in mastery tests, and effective strategies to ensure a thorough understanding of the cardiovascular system.

Overview of the Cardiovascular System

The cardiovascular system, also known as the circulatory system, consists of the heart, blood vessels, and blood. Its primary function is to transport nutrients, gases, hormones, and waste products throughout the body. Understanding this system is vital for various disciplines, including medicine, nursing, and biology.

Components of the Cardiovascular System

1. **Heart:** The heart is a muscular organ that pumps blood throughout the body. It consists of four chambers - the right atrium, right ventricle, left atrium, and left ventricle.
2. **Blood Vessels:** The blood vessels are divided into three main types:
 - **Arteries:** Carry oxygenated blood away from the heart (except for the pulmonary arteries).
 - **Veins:** Return deoxygenated blood to the heart (except for the pulmonary veins).
 - **Capillaries:** Microscopic vessels that facilitate the exchange of oxygen, carbon dioxide, and nutrients between blood and tissues.
3. **Blood:** Blood is composed of red blood cells, white blood cells, platelets, and plasma, and plays a critical role in transporting substances and maintaining homeostasis.

Common Topics in Chapter 15

Mastery tests for Chapter 15 typically cover several key areas, including:

- **Cardiac Cycle:** Understanding the phases of the cardiac cycle, including diastole and systole, is crucial. The cardiac cycle refers to the sequence of events that occur in one heartbeat.
- **Electrical Conduction System:** The heart's electrical conduction system regulates heartbeats. Key components include:
 - **Sinoatrial (SA) Node:** The natural pacemaker of the heart.
 - **Atrioventricular (AV) Node:** Relays signals from the atria to the ventricles.
 - **Bundle of His and Purkinje Fibers:** Conduct impulses through the ventricles, causing contraction.
- **Blood Pressure Regulation:** Understanding how blood pressure is regulated through neural and hormonal mechanisms is essential. Factors influencing blood pressure include:
 - Cardiac output
 - Blood volume
 - Peripheral resistance
- **Common Cardiovascular Diseases:** Knowledge of diseases such as hypertension, coronary artery disease, and heart failure is crucial for diagnosis and treatment.

Sample Mastery Test Questions

Below are examples of questions that may appear on a mastery test for Chapter 15, along with their answers:

1. What is the primary function of the heart?

- a) To filter blood
- b) To pump blood to the lungs and body
- c) To produce hormones
- d) To absorb nutrients

Answer: b) To pump blood to the lungs and body

2. Which part of the heart receives deoxygenated blood?

- a) Left atrium
- b) Right atrium
- c) Left ventricle
- d) Aorta

Answer: b) Right atrium

3. What is the normal range for resting heart rate in adults?

- a) 40-60 beats per minute
- b) 60-100 beats per minute
- c) 100-120 beats per minute
- d) 120-140 beats per minute

Answer: b) 60-100 beats per minute

4. What is the term for the phase of the cardiac cycle when the heart muscle relaxes?

- a) Systole
- b) Diastole
- c) Isovolumetric contraction
- d) Ejection phase

Answer: b) Diastole

5. Which of the following factors can lead to increased blood pressure?

- a) Decreased cardiac output
- b) Increased blood volume
- c) Vasodilation of blood vessels
- d) Decreased peripheral resistance

Answer: b) Increased blood volume

Effective Study Strategies for Chapter 15

To excel in mastering the cardiovascular system, students can adopt various study strategies:

1. Active Learning Techniques

- Flashcards: Utilize flashcards to memorize key terms, definitions, and

concepts related to the cardiovascular system.

- **Practice Quizzes:** Engage with practice quizzes that mimic mastery test questions to reinforce knowledge and identify areas needing improvement.

2. Visual Aids

- **Diagrams and Charts:** Use diagrams of the heart and blood vessels to visualize anatomy and blood flow. Flowcharts can help outline the cardiac cycle and electrical conduction pathways.
- **Videos and Animations:** Leverage online resources that offer visual explanations of cardiovascular processes, making complex concepts more understandable.

3. Group Study Sessions

- **Peer Discussions:** Participate in group study sessions to discuss and clarify concepts. Teaching others can reinforce your own understanding.
- **Case Studies:** Analyze case studies related to cardiovascular diseases to apply theoretical knowledge to real-world scenarios.

4. Consistent Review and Practice

- **Regular Review:** Schedule regular review sessions to revisit key concepts and ensure retention over time.
- **Simulated Testing:** Take full-length practice exams under timed conditions to build test-taking stamina and familiarize yourself with the format.

Conclusion

Mastering the cardiovascular system is essential for anyone pursuing a career in healthcare or related fields. The chapter 15 cardiovascular system mastery test answers provide a comprehensive assessment of critical concepts, including the anatomy and physiology of the heart, the electrical conduction system, and common diseases. By employing effective study strategies and actively engaging with the material, students can enhance their understanding and excel in their mastery tests, ultimately contributing to their success in professional environments.

Frequently Asked Questions

What are the primary functions of the cardiovascular system?

The primary functions of the cardiovascular system include transporting oxygen and nutrients to cells, removing waste products, regulating body temperature, and maintaining fluid balance.

What are the main components of the cardiovascular system?

The main components of the cardiovascular system are the heart, blood vessels (arteries, veins, and capillaries), and blood.

What is the significance of blood pressure in the cardiovascular system?

Blood pressure is crucial as it measures the force of blood against the walls of blood vessels, ensuring proper circulation and oxygen delivery to tissues.

How does the heart's electrical conduction system function?

The heart's electrical conduction system controls the heartbeat by sending electrical signals from the sinoatrial node (SA node) to the atrioventricular node (AV node) and then through the bundle of His and Purkinje fibers.

What role do red blood cells play in the cardiovascular system?

Red blood cells transport oxygen from the lungs to body tissues and carry carbon dioxide back to the lungs for exhalation.

What are common cardiovascular diseases that may be covered in mastery tests?

Common cardiovascular diseases include hypertension, coronary artery disease, heart failure, arrhythmias, and myocardial infarction.

What lifestyle factors can affect cardiovascular health?

Lifestyle factors affecting cardiovascular health include diet, physical activity, smoking, alcohol consumption, and stress management.

What is the difference between systolic and diastolic blood pressure?

Systolic blood pressure is the pressure in the arteries during heartbeats, while diastolic blood pressure is the pressure during the heart's resting phase between beats.

Why is cholesterol management important in cardiovascular health?

Cholesterol management is vital as high levels of LDL (bad cholesterol) can lead to plaque buildup in arteries, increasing the risk of heart disease and stroke.

What diagnostic tests are commonly used to evaluate

cardiovascular health?

Common diagnostic tests include electrocardiograms (ECGs), echocardiograms, stress tests, and blood tests for cholesterol and other markers.

Find other PDF article:

<https://soc.up.edu.ph/22-check/pdf?docid=vpK20-3642&title=finding-missing-angles-worksheet.pdf>

Chapter 15 Cardiovascular System Mastery Test

Answers

Indigo - Chapters - Coles | Canada's Biggest Bookstore

Shop over 7 million books, home decor, stationery, toys, and more. Plus, free shipping and pick up in store on eligible orders.

154 Synonyms & Antonyms for CHAPTER | Thesaurus.com

Find 154 different ways to say CHAPTER, along with antonyms, related words, and example sentences at Thesaurus.com.

Amazon.ca: Chapters

New Chapter Women's Multivitamin for Immune, Beauty + Energy Support with Fermented Nutrients - Every Woman's One Daily, Made with Organic Vegetables & Herbs, Non-GMO, Gluten Free, 90 Count

CHAPTER Synonyms: 32 Similar Words - Merriam-Webster

Synonyms for CHAPTER: affiliate, cell, council, branch, subchapter, wing, local, division, arm, post

Indigo - Chapters - Coles | La Plus Grande Librairie Au Canada

Découvrez les livres qui ont inspiré vos films et séries préférés. Découvrez la vie et l'héritage du Prince des Ténèbres. Ça finit quand toujours? Noisette : Licorne et Yeti : N° 7 - Toi et moi, ça colle!

CHAPTER (noun) - Cambridge Dictionary

The chapter on data processing addresses these issues with a detailed discussion of the issues surrounding spot quantitation and data normalization.

Chapter Definition & Meaning | YourDictionary

Chapter definition: A distinct period or sequence of events, as in history or a person's life.

How Long Should a Chapter Be? Rules & Word Counts - Scribe ...

How long should a chapter be in your nonfiction book? Find answers to the most common chapter-related questions from 4x NYT bestselling author Tucker Max.

What does Chapter mean? - Definitions.net

A chapter is a distinct section or subdivision of a written work such as a novel, textbook, or legal code, usually identified by a number or title. It's designed to separate different parts, themes, or stages of the content to make the organization and navigation of ...

