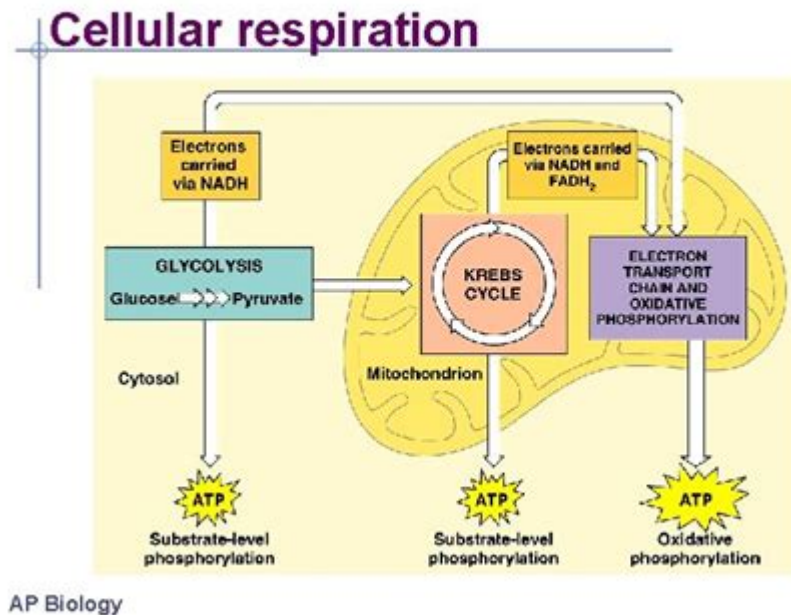


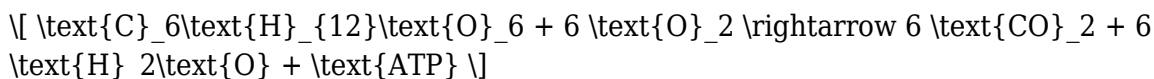
Cellular Respiration Ap Biology



Cellular respiration AP Biology is a fundamental concept that every AP Biology student must grasp to understand how organisms convert biochemical energy from nutrients into adenosine triphosphate (ATP), the energy currency of the cell. This process is vital for cellular functions and overall metabolism. In this article, we will delve into the stages of cellular respiration, the significance of each stage, and its relevance in the broader context of biology.

What is Cellular Respiration?

Cellular respiration is a series of metabolic processes that break down glucose and other organic molecules to produce ATP. It primarily occurs in the mitochondria of eukaryotic cells, although prokaryotic cells perform it in the cytoplasm. The overall chemical equation for cellular respiration can be summarized as:



This equation illustrates how glucose (a simple sugar) is oxidized in the presence of oxygen to yield carbon dioxide, water, and energy in the form of ATP.

Stages of Cellular Respiration

Cellular respiration occurs in four main stages:

- Glycolysis
- Pyruvate Oxidation
- Krebs Cycle (Citric Acid Cycle)
- Oxidative Phosphorylation (Electron Transport Chain and Chemiosmosis)

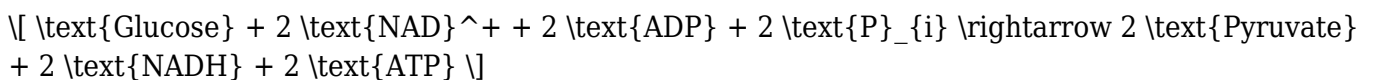
Each stage plays a crucial role in the efficient production of ATP.

1. Glycolysis

Glycolysis is the first step in cellular respiration and occurs in the cytoplasm of the cell. During glycolysis, a single molecule of glucose is broken down into two molecules of pyruvate. This process can be broken down into several key steps:

- Energy Investment Phase: Two ATP molecules are consumed to convert glucose into a more reactive form.
- Cleavage Phase: The six-carbon sugar is split into two three-carbon molecules.
- Energy Payoff Phase: Four ATP molecules are produced (net gain of two ATP) along with two molecules of NADH.

Overall, glycolysis can be summarized as:



2. Pyruvate Oxidation

After glycolysis, if oxygen is present, pyruvate undergoes a transformation in the mitochondria. This process is called pyruvate oxidation. Each pyruvate molecule is converted into acetyl-CoA, which enters the Krebs cycle.

The key steps include:

- Decarboxylation: One carbon atom is removed from the pyruvate, releasing carbon dioxide.
- Reduction of NAD⁺: NAD⁺ is reduced to NADH.
- Formation of Acetyl-CoA: The remaining two-carbon molecule is attached to coenzyme A, forming acetyl-CoA.

For each glucose molecule, two molecules of pyruvate will yield two molecules of acetyl-CoA.

3. Krebs Cycle (Citric Acid Cycle)

The Krebs cycle occurs in the mitochondrial matrix and is a series of reactions that further oxidize acetyl-CoA. Each turn of the cycle processes one acetyl-CoA and produces:

- 3 NADH
- 1 FADH₂
- 1 GTP (or ATP)
- 2 CO₂

The cycle begins when acetyl-CoA combines with oxaloacetate to form citrate. The cycle then goes through a series of transformations that regenerate oxaloacetate, allowing the process to continue.

For each glucose molecule, the Krebs cycle turns twice since each glucose produces two acetyl-CoA molecules.

4. Oxidative Phosphorylation

Oxidative phosphorylation includes two components: the electron transport chain (ETC) and chemiosmosis. This stage takes place in the inner mitochondrial membrane.

- **Electron Transport Chain:** The NADH and FADH₂ produced in previous stages donate electrons to the electron transport chain. As electrons move through the chain, they lose energy, which is used to pump protons (H⁺) into the intermembrane space, creating a proton gradient.
- **Chemiosmosis:** The protons flow back into the mitochondrial matrix through ATP synthase, a process that synthesizes ATP. This flow of protons is driven by the gradient established during the electron transport chain.

The final electron acceptor in the chain is oxygen, which combines with electrons and protons to form water.

The Importance of Cellular Respiration

Cellular respiration is essential for several reasons:

- **Energy Production:** It generates ATP, which powers cellular processes such as muscle contraction, nerve impulse propagation, and biosynthesis.
- **Metabolic Pathway Integration:** It connects with various metabolic pathways, allowing cells to utilize different substrates for energy.
- **Carbon Dioxide Release:** The process is critical in regulating the levels of carbon dioxide in the atmosphere and in the body.

- **Heat Production:** Cellular respiration also produces heat, helping to maintain body temperature in warm-blooded organisms.

Conclusion

Understanding **cellular respiration AP Biology** is crucial for students as they prepare for their exams and seek to comprehend the underlying principles of life processes. From glycolysis to oxidative phosphorylation, each stage plays a significant role in energy production and metabolism. By mastering these concepts, students can gain insights into not just cellular respiration itself but also its implications in health, physiology, and ecology. As we continue to explore the intricacies of biology, the significance of cellular respiration remains a cornerstone of our understanding of life.

Frequently Asked Questions

What is cellular respiration and why is it important for living organisms?

Cellular respiration is the process by which cells convert glucose and oxygen into energy, carbon dioxide, and water. It is important because it provides ATP, the energy currency of the cell, which is essential for various cellular activities.

What are the three main stages of cellular respiration?

The three main stages of cellular respiration are glycolysis, the Krebs cycle (citric acid cycle), and oxidative phosphorylation (electron transport chain and chemiosmosis).

How does glycolysis contribute to cellular respiration?

Glycolysis is the first step of cellular respiration, occurring in the cytoplasm, where one glucose molecule is broken down into two pyruvate molecules, producing a net gain of 2 ATP and 2 NADH molecules.

What is the role of the mitochondria in cellular respiration?

Mitochondria are known as the powerhouse of the cell. They are the site of the Krebs cycle and oxidative phosphorylation, where most ATP is generated through the electron transport chain and chemiosmosis.

What is the significance of oxygen in cellular respiration?

Oxygen is the final electron acceptor in the electron transport chain during oxidative phosphorylation. It allows for the production of water and is essential for aerobic respiration, which generates more ATP compared to anaerobic processes.

What occurs during the Krebs cycle?

During the Krebs cycle, acetyl-CoA is oxidized, leading to the production of NADH, FADH₂, and ATP, along with the release of carbon dioxide. This cycle occurs in the mitochondrial matrix and is crucial for the extraction of energy.

What are the differences between aerobic and anaerobic respiration?

Aerobic respiration requires oxygen and produces a significant amount of ATP (up to 36-38 ATP per glucose), while anaerobic respiration occurs without oxygen, yielding only 2 ATP per glucose and producing byproducts like lactic acid or ethanol.

How does cellular respiration relate to photosynthesis?

Cellular respiration and photosynthesis are interconnected processes. Photosynthesis converts light energy into chemical energy in the form of glucose, while cellular respiration breaks down glucose to release energy for cellular functions. They are essentially reverse reactions, with oxygen and glucose produced in photosynthesis being utilized in cellular respiration.

Find other PDF article:

<https://soc.up.edu.ph/48-shade/Book?dataid=DRg85-3454&title=printable-excel-formulas-cheat-sheet.pdf>

Cellular Respiration Ap Biology

ios[][][][][]cellular-z [][][]app? - [][]

Wi-Fi CZ Wi-Fi Wi-Fi Wi-Fi
Wi-Fi

iPad (10th generation) vs iPad (A16) - Apple

Compare resolution, size, weight, performance, battery life, and storage of iPad Pro, iPad Air, iPad, and iPad mini models.

Refurbished Apple Watch Series 9 GPS + Cellular, 41mm Graphite ...

Testing conducted by Apple in August 2023 using preproduction Apple Watch Series 9 (GPS) and Apple Watch Series 9 (GPS + Cellular), each paired with an iPhone; all devices tested with prerelease software. Battery life varies by use, configuration, cellular network, signal strength, and many other factors; actual results will vary.

Refurbished Apple Watch Ultra GPS + Cellular, 49mm Natural ...

Testing conducted by Apple in August 2022 using preproduction Apple Watch Ultra (GPS + Cellular) paired with an iPhone; all devices tested with prerelease software. Battery life varies by use, configuration, cellular network, signal strength, and many other factors; actual results will vary. 4. A subscription is required for Oceanic+.

Shop Apple Watch Series 10 Jet Black Aluminium Case in 42mm and 46mm sizes. Available with cellular connectivity and GPS. Learn more at apple.com.

iPad + Cellular - Apple (CA)

Choosing a cellular data plan on iPad gives you the flexibility to stay connected whenever you're away from Wi-Fi.

iPhone 16e - Apple

iPhone 16e comes with Wi-Fi, 5G connectivity, 10 and eSIM. 11 This means your calls are clear, your connections are superfast, and activating or adding a cellular plan digitally is easy and secure. With features like Crash Detection 12 and Emergency SOS Live Video, iPhone 16e helps you get the emergency assistance you need when it counts the ...

Apple Watch For Your Kids

Apple Watch For Your Kids is a software feature that lets you use your iPhone to set up an Apple Watch (GPS + Cellular) for a child or family member. That means kids who don't have their own iPhone can easily stay in touch using Apple Watch.

2025 5

1000 Watch GT4 Apple Watch SE 2024 OPPO Watch 4 Pro Watch 4 Apple Watch S10 Watch Ultra2

Buy Apple Watch Ultra 2 GPS + Cellular, 49mm Natural Titanium ...

Shop Apple Watch Ultra 2 in the 49mm Titanium Case. Available with cellular connectivity and four specialised straps. Learn more at apple.com.

Explore the essentials of cellular respiration in AP Biology. Understand key processes

[Back to Home](#)