











Cat Engine Warning Lights

	Parking brake warning lamp	Red	When parking brake is activated (glows)	All models (Standard)
	Seat belt warning lamp	Red	When seat belt is not fastened (glows)	All models (Standard)
	Battery charge warning lamp	Red	When charging system is not working properly (glows) (The lamp always glows when the engine is stopped.)	All models (Standard)
	Multi-purpose warning lamp	Red	When a minor failure occurs or operating cautions are being issued (glows)	All models (Standard)
	Torque converter fluid temperature warning lamp	Red	When torque converter fluid temperature is not normal (glows)	Powershift transmission models (Standard)
	Low oil pressure warning lamp	Red	When engine oil pressure is low (glows) (This lamp always glows when the engine is stopped.)	All models (Standard)
	Engine check lamp	Amber	When the engine is failed (glows)	Electronic gasoline engine models (Standard)
	Glow plug lamp	Amber	When the glow plug is ON (glows)	Diesel models (Standard)
	Flex control lamp	Amber	When protective function against sudden acceleration/ full reverse* is activated (glows)	Option
	Mast interlock lamp	Amber	When mast interlock is activated (glows)	All models (Standard)

Cat engine warning lights are an essential aspect of maintaining the health and performance of your Cat machinery. Whether you operate heavy equipment, trucks, or generators, these warning lights serve as critical indicators of engine health and performance issues. Understanding what these warning lights mean and how to respond can save you time, money, and potential damage to your equipment. In this article, we will explore the various Cat engine warning lights, their meanings, and the necessary steps you should take when they illuminate.

Understanding Cat Engine Warning Lights

Cat engine warning lights are designed to alert operators to potential issues with the engine or other critical systems. These warning lights typically take the form of illuminated icons on the dashboard or control panel. Understanding what each light means is vital for maintaining the equipment's longevity and ensuring safety during operation.

Common Cat Engine Warning Lights

While there are numerous warning lights that may appear on your Cat machinery, some of the most common include:

- **Oil Pressure Warning Light:** This light indicates that the oil pressure is low, which could lead to serious engine damage if not addressed immediately.
- **Temperature Warning Light:** This light signals that the engine temperature is higher than normal, potentially leading to overheating.
- **Battery/Charging Warning Light:** This light indicates an issue with the battery or charging system, which can affect electrical components and engine performance.
- **Fuel Filter Warning Light:** This light suggests that the fuel filter is clogged, which can result in poor engine performance.
- **Service Engine Soon Light:** This general warning indicates that there is an issue that requires professional diagnosis and repair.

Why Cat Engine Warning Lights Matter

Ignoring Cat engine warning lights can lead to severe consequences, including costly repairs and prolonged downtime. Here's why it's crucial to pay attention to these indicators:

1. Preventing Damage

Many engine problems start small and can escalate into significant issues if left unchecked. For example, low oil pressure can lead to engine seizure, and high engine temperature can cause catastrophic failure. By responding promptly to warning lights, you can prevent minor issues from becoming major repairs.

2. Ensuring Safety

Operating machinery with an unresolved engine warning light can compromise safety. For example, a malfunctioning engine can result in unexpected breakdowns, posing risks not only to the operator but also to those working nearby.

3. Maintaining Equipment Efficiency

Regularly monitoring and addressing warning lights ensures that your equipment operates at peak efficiency. This not only improves performance but can also lead to better fuel economy and reduced emissions.

What to Do When a Warning Light Activates

When a Cat engine warning light activates, it's essential to take immediate action. Here's a step-by-step guide:

1. Pull Over Safely

If you are operating machinery on the job site, pull over to a safe area as soon as possible. Continuing to operate the equipment can exacerbate the issue and lead to further damage.

2. Check the Owner's Manual

Your Cat equipment's owner's manual will provide detailed information about warning lights and their meanings. Familiarize yourself with this section to understand the severity of the warning.

3. Inspect the Equipment

Perform a visual inspection of the engine and surrounding components. Look for any obvious signs of trouble, such as leaks, smoke, or unusual noises. Document any findings for reference.

4. Address the Issue

Depending on the warning light, you may be able to address the issue yourself. For example:

- If the oil pressure warning light is on, check the oil level and add oil if necessary.
- If the temperature warning light is on, allow the engine to cool down and check the coolant level.
- If the fuel filter warning light is illuminated, consider replacing the fuel filter.

For more serious warning lights, such as the “Service Engine Soon” light, it is best to contact a qualified technician or Cat dealer for diagnosis and repair.

5. Reset the Warning Light

After addressing the issue, you may need to reset the warning light. This can often be done through the vehicle's diagnostic system. However, if the light returns, further investigation is required.

Prevention and Maintenance Tips

Preventing engine issues and the activation of warning lights is preferable to dealing with problems after they occur. Here are some maintenance tips to keep your Cat machinery running smoothly:

1. Regular Oil Changes

Ensure that you change the oil and oil filter regularly according to the manufacturer's recommendations. Clean oil is crucial for engine health and performance.

2. Monitor Fluid Levels

Regularly check all fluid levels, including coolant, hydraulic fluid, and fuel. Keeping these fluids at optimal levels can help prevent many common warning light triggers.

3. Conduct Routine Inspections

Perform routine inspections and maintenance as outlined in your owner's manual. This includes checking belts, hoses, and electrical connections for wear and tear.

4. Use Quality Parts

Always use genuine Cat parts or high-quality aftermarket parts when replacing components. This ensures compatibility and performance, reducing the risk of problems that can trigger warning lights.

5. Keep an Eye on Performance

Be attentive to how your equipment performs. Any changes in performance, such as unusual noises, loss of power, or increased fuel consumption, should be investigated immediately.

Conclusion

Cat engine warning lights are vital indicators of your equipment's health and performance. Understanding their meanings and knowing how to respond can help you maintain your machinery, prevent costly repairs, and ensure safe operation. Regular maintenance and attentive monitoring are your best defenses against engine issues that can lead to warning lights. By following the tips and guidelines shared in this article, you can keep your Cat equipment running smoothly, maximizing productivity and minimizing downtime. Always remember, when in doubt, consult with a professional technician to ensure your equipment is in optimal condition.

Frequently Asked Questions

What does the cat engine warning light indicate?

The cat engine warning light indicates that there is an issue with the vehicle's emissions system, often related to the catalytic converter or other components affecting emissions.

Is it safe to drive with the cat engine warning light on?

It is not recommended to drive with the cat engine warning light on, as it can indicate potential damage to the emissions system, leading to increased pollution and possible engine issues.

What are common causes of the cat engine warning light activation?

Common causes include a failing catalytic converter, faulty oxygen sensors, exhaust leaks, or issues with the engine's fuel management system.

How can I reset the cat engine warning light?

You can reset the cat engine warning light by disconnecting the vehicle's battery for a few minutes, but it's important to diagnose and fix the underlying issue first to prevent the light from coming back on.

Can low fuel quality trigger the cat engine warning

light?

Yes, low fuel quality or using the wrong type of fuel can lead to incomplete combustion, which may trigger the cat engine warning light due to increased emissions.

What should I do if the cat engine warning light comes on?

If the cat engine warning light comes on, you should have the vehicle diagnosed by a professional mechanic as soon as possible to identify and resolve the issue.

How much does it typically cost to fix issues related to the cat engine warning light?

Repair costs can vary widely but can range from \$100 to over \$1,500, depending on the specific issue, such as replacing a catalytic converter or oxygen sensor.

Can a diagnostic scanner help with cat engine warning light issues?

Yes, a diagnostic scanner can read error codes from the vehicle's computer, helping to pinpoint the specific issue causing the cat engine warning light to illuminate.

How often should I check my vehicle's emissions system?

It is advisable to check your vehicle's emissions system annually or during regular maintenance to ensure everything is functioning correctly and to prevent the cat engine warning light from activating.

Are there any DIY fixes for a cat engine warning light?

While some minor issues like a loose gas cap can be fixed at home, it is best to consult a professional for more complex problems related to the catalytic converter or oxygen sensors.

Find other PDF article:

<https://soc.up.edu.ph/40-trend/files?docid=lcH90-6461&title=mcdougal-littell-literature-grade-9-answers.pdf>

Cat Engine Warning Lights

Cat - Reddit

Welcome to r/cat, the subreddit for anything cat related! ☺^•☺•^☺

r/RedCatHoldings - Reddit

r/RedCatHoldings: This is a community for people to talk about the stock RCAT. There is a small following on stocktwits but I felt it was time to...

r/CatGirlNSFW - Reddit

r/CatGirlNSFW: A subreddit dedicated to posts about Cat-Girls both real and animated.

Medicine Cat Guidebook - LONG. POST. : r/WarriorCats - Reddit

May 24, 2023 · Once cat wakens provide painkilling and shock prevention herbs (described below)
Recovery anywhere from 2 weeks to 2 moons, depending on the cat Leg removal: ...

What It's Like Using a Cat S22 for Nearly Two Years : ...

I've been using the Cat S22 as my daily driver for just under two years. I thought it might be helpful to share my experience because others ask about the Cat S22 here quite a bit. ...

[Tutorial] An in-depth guide to seed tracking : r/battlecats - Reddit

I don't understand if i have to start the 11 guaranteed draw at fortune teller cat or after i have pulled rover cat: Reply reply tikusmouse • You start the 11 guaranteed after you pulled fortune ...

Any mods? : r/ClanGen - Reddit

Apr 14, 2024 · Also adds the complete genetic code in a cat's history tab. It's fun discovering new things when you've been playing vanilla clangen for a while. I love Moss mod, too, which ...

Jellycatplush - Reddit

Welcome to the original, unofficial fan subreddit for Jellycat stuffed animals! ☐ Our sub is for all ages to appreciate these unique and silly plushies. If you hold a Jellycat it will probably be the ...

Reddit - Dive into anything

Reddit is a network of communities where people can dive into their interests, hobbies and passions. There's a community for whatever you're interested in on Reddit.

Best Cat Posts - Reddit

Yay cat or nay cat? Brutally honest opinions please!! I've completely lost perspective while making this and I legit can't tell if it's awesome or trash. Please give your honest opinion! Thank you!!!

r/RedCatHoldings - Reddit

r/RedCatHoldings: This is a community for people to talk about the stock RCAT. There is a small following on stocktwits but I felt it was time to...

Cat - Reddit

Welcome to r/cat, the subreddit for anything cat related! ☐^•☐^☐

Reddit - Dive into anything

Reddit is a network of communities where people can dive into their interests, hobbies and passions. There's a community for whatever you're interested in on Reddit.

What It's Like Using a Cat S22 for Nearly Two Years : ...

I've been using the Cat S22 as my daily driver for just under two years. I thought it might be helpful to share my experience because others ask about the Cat S22 here quite a bit. ...

r/CatGirlNSFW - Reddit

r/CatGirlNSFW: A subreddit dedicated to posts about Cat-Girls both real and animated.

Medicine Cat Guidebook - LONG. POST. : r/WarriorCats - Reddit

May 24, 2023 · Once cat wakens provide painkilling and shock prevention herbs (described below)
Recovery anywhere from 2 weeks to 2 moons, depending on the cat Leg removal: ...

CAT-форум • Главная страница

Cat-forum mauforum.ru :: Поговорим о кошках. Интернет-конференция, посвященная кошкам.
Принимают участие как любители кошек, так и профессионалы - фелинологи, ...

Any mods? : r/ClanGen - Reddit

Apr 14, 2024 · Also adds the complete genetic code in a cat's history tab. It's fun discovering new things when you've been playing vanilla clangen for a while. I love Moss mod, too, which ...

The Paw Print Calendar : r/Pets - Reddit

The company is "The Paw Print" <https://thepawprint.store> It feels a little scammy saying the march 2025 cat looks like a google photo, and the misspelling of "aristocats" (FYI, my cat is ...

man what can I say -

"What can i say Mamba out" "What can i say Mamba out" ...

Discover how to interpret cat engine warning lights with our comprehensive guide. Understand their meanings and take action to keep your vehicle running smoothly.

[Back to Home](#)