


Case C50 Tractor Service Manual


6006-6

STEP 5



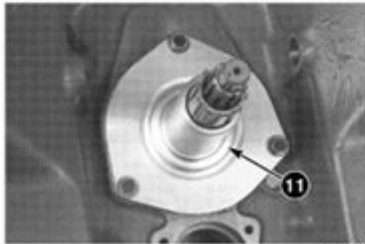
Use the removal plate (8), refer to Tools to be Made, Page 3, to remove the PTO driven shaft from the bearing.

STEP 6



Pull the PTO driven shaft (9) rearward and remove the PTO driven gear (10) and spacer. Remove the PTO driven shaft (9).


STEP 7



Remove the clutch release bearing carrier (11), remove and discard the o-ring.

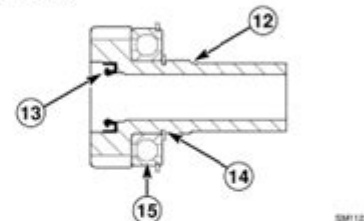
Don 7-71060

STEP 8




Remove the PTO drive shaft (12).

STEP 9



Remove and discard the oil seal (13) from the PTO drive shaft (12). Remove the snap ring (14) and use a hydraulic press to remove the bearing (15) from the PTO drive shaft (12).

STEP 10



Remove the retaining ring (16) and driven gear (17) from the countershaft.

Issued 9-97

Case C50 tractor service manual is an essential resource for anyone who owns or operates a Case C50 tractor. This manual provides comprehensive information on maintenance, troubleshooting, and repair procedures that can help extend the life of your tractor and improve its efficiency. Whether you're a seasoned professional or a novice user, having access to the Case C50 tractor service manual can make a significant difference in managing your equipment effectively.

Understanding the Importance of a Service Manual

A service manual is more than just a guide; it is a crucial tool that offers insights into the workings of your machinery. Here are some reasons why a service manual is vital for your Case C50 tractor:

- **Maintenance Guidance:** Regular maintenance is key to ensuring the longevity of your tractor. The service manual outlines the recommended maintenance schedules and procedures.
- **Troubleshooting Assistance:** If your tractor experiences issues, the manual provides step-by-step troubleshooting guides to help identify and resolve problems.
- **Repair Instructions:** For those looking to perform repairs, the manual includes detailed instructions, diagrams, and specifications to guide you through the process.
- **Safety Information:** Understanding safety protocols is crucial when operating heavy machinery. The manual includes safety guidelines to ensure safe operation.

Contents of the Case C50 Tractor Service Manual

The Case C50 tractor service manual typically contains several sections that cover various aspects of the tractor's operation and maintenance. Below are some common sections you can expect to find:

1. Introduction

This section provides an overview of the Case C50 tractor, including its features and specifications. It sets the stage for understanding the detailed information that follows.

2. Safety Information

Safety is paramount when working with heavy machinery. This section includes important safety warnings, precautions, and operating guidelines to minimize the risk of accidents.

3. Maintenance Procedures

Regular maintenance is essential for optimal performance. This section breaks down maintenance tasks into manageable steps, including:

1. **Daily Checks:** Fluid levels, tire pressure, and overall condition.
2. **Weekly Maintenance:** Cleaning air filters, checking battery terminals, and inspecting belts.
3. **Seasonal Maintenance:** Preparing the tractor for winter or summer use, including coolant checks and lubrication.

4. Troubleshooting Guide

This section is invaluable when dealing with issues. It provides a systematic approach to diagnosing common problems, along with possible solutions.

5. Repair Procedures

Should your tractor require repairs, this section offers detailed instructions, including:

- Engine repairs
- Transmission servicing
- Electrical system troubleshooting
- Hydraulic system maintenance

6. Parts Catalog

Understanding the parts of your tractor is crucial for effective maintenance and repairs. The parts catalog includes diagrams and part numbers, making it easier to order replacements.

7. Technical Specifications

This section covers the technical specifications of the Case C50 tractor,

including engine size, power output, and other critical details that can aid in maintenance and repair decisions.

How to Use the Service Manual Effectively

To get the most out of your Case C50 tractor service manual, consider the following tips:

1. Familiarize Yourself with the Layout

Before diving into repairs or maintenance, take time to understand how the manual is organized. Knowing where to find specific information will save you time and effort.

2. Keep It Accessible

Having a physical or digital copy of the manual readily available can be a lifesaver during maintenance or repairs. Consider printing out important sections or bookmarking them in a digital format.

3. Follow the Maintenance Schedule

Adhering to the maintenance schedule outlined in the manual will help prolong the life of your tractor. Create a checklist based on the recommended tasks and mark them off as you complete them.

4. Consult the Troubleshooting Guide First

If you encounter issues, refer to the troubleshooting guide before attempting repairs. This can help you identify the problem quickly and avoid unnecessary disassembly.

5. Document Your Repairs

Keep a log of any maintenance or repairs performed on your tractor. This documentation can be invaluable for future reference and can help you track the performance over time.

Where to Find the Case C50 Tractor Service Manual

Finding a reliable source for the Case C50 tractor service manual is essential. Here are some options:

- **Case IH Dealerships:** Authorized dealerships often carry service manuals and can provide you with the latest editions.
- **Online Marketplaces:** Websites like eBay or Amazon may have hard copies or digital versions available for purchase.
- **Online Forums and Communities:** Joining forums dedicated to Case tractor enthusiasts can provide leads on where to find service manuals, as well as tips and advice from experienced users.
- **Manufacturer's Website:** Check Case IH's official website for downloadable manuals or links to purchase them.

Conclusion

In conclusion, the **Case C50 tractor service manual** is an indispensable tool for anyone involved in the operation or maintenance of this powerful piece of machinery. By understanding its contents and utilizing it effectively, you can ensure that your tractor remains in optimal working condition for years to come. Regular maintenance, timely repairs, and a commitment to safety are all facilitated by the guidance provided in the service manual. Make it a point to keep this resource close at hand, and your Case C50 tractor will serve you well in all your agricultural or landscaping tasks.

Frequently Asked Questions

What is a Case C50 tractor service manual used for?

The Case C50 tractor service manual provides detailed instructions for maintenance, repair, and troubleshooting of the tractor, ensuring optimal performance and longevity.

Where can I find a digital copy of the Case C50 tractor service manual?

Digital copies of the Case C50 tractor service manual can typically be found

on agricultural equipment websites, online forums, or by contacting Case IH dealerships directly.

What are the key sections included in the Case C50 tractor service manual?

Key sections usually include engine specifications, hydraulic system information, electrical system diagrams, maintenance schedules, and troubleshooting guides.

Is the Case C50 tractor service manual applicable to other models?

While the Case C50 tractor service manual specifically covers the C50 model, some information may be applicable to similar models; however, always refer to the specific manual for accurate details.

How often should I refer to the Case C50 tractor service manual?

It's recommended to refer to the Case C50 tractor service manual during routine maintenance, before performing repairs, and when troubleshooting issues to ensure proper procedures are followed.

Can I download the Case C50 tractor service manual for free?

While some resources may offer free downloads, it's best to acquire the manual from official sources or authorized dealers to ensure you have the most accurate and up-to-date information.

What should I do if I lose my Case C50 tractor service manual?

If you've lost your Case C50 tractor service manual, you can contact a Case IH dealer for a replacement or search for a digital copy online through reputable agricultural resources.

Find other PDF article:

<https://soc.up.edu.ph/66-gist/pdf?docid=MLJ41-1666&title=what-is-training-camp-nba.pdf>

[Case C50 Tractor Service Manual](#)

Case IH propose une gamme complète de tracteurs pour toutes les utilisations. Découvrez tous les tracteurs.

Traktoren & landwirtschaftliche Geräte | Case IH

Besuchen Sie die Website von Case IH und entdecken Sie alle unsere Produkte: Traktoren, Erntemaschinen, Ballenpressen, Lader und vieles mehr.

Ciągniki i sprzęt rolniczy | CASE IH

Odwiedź stronę internetową Case IH i odkryj wszystkie nasze produkty: ciągniki, sprzęt zniwny, prasy, ładowarki i wiele innych.

Harvesting, Planting, & Farming Equipment - Canada | Case IH

Case IH is a global leader in agriculture and farm equipment. Compare tractors, planting, harvesting, and many other products on CASE IH website.

CASE IH - Choose your market

Explore Case IH's global website to choose your country and discover agricultural machinery, equipment, and services tailored to your needs.

Tractoren - Case IH

De Case IH Quantum-tractoren van 80-120 pk krijgen in 2025 nieuwe functies die extra mogelijkheden en prestaties bieden voor deze gespecialiseerde modellen. De upgrades zijn ...

Case IH Brasil | Máquinas Agrícolas e Tecnologia para o Campo

Explore a Case IH Brasil, líder em máquinas agrícolas. Descubra tratores, colheitadeiras, pulverizadores, plantadeiras e mais, com tecnologia de ponta para aumentar sua ...

Harvesting, Planting, & Farming Equipment | Case IH

Case IH is a global leader in agriculture and farm equipment. Compare tractors, planting, harvesting, and many other products on CASE IH website.

Genuine Parts | Parts & Services | Case IH

With the range of Genuine Parts, Case IH is committed to optimizing your performance: batteries, belts, bearings, engine air filters, fuel filters, seat covers & floor mats and much more.

Tractors & Farm Equipment | CASE IH

Visit Case IH website and discover all our products: Tractors, Harvesting equipment, Baler, Loaders and much more.

Tracteurs - Case IH

Case IH propose une gamme complète de tracteurs pour toutes les utilisations. Découvrez tous les tracteurs.

Traktoren & landwirtschaftliche Geräte | Case IH

Besuchen Sie die Website von Case IH und entdecken Sie alle unsere Produkte: Traktoren, Erntemaschinen, Ballenpressen, ...

Ciągniki i sprzęt rolniczy | CASE IH

Odwiedź stronę internetową Case IH i odkryj wszystkie nasze produkty: ciągniki, sprzęt zniwny, prasy, ładowarki i wiele innych.

Harvesting, Planting, & Farming Equipment - Canada | Case IH

Case IH is a global leader in agriculture and farm equipment. Compare tractors, planting, harvesting, and many other products on ...

CASE IH - Choose your market

Explore Case IH's global website to choose your country and discover agricultural machinery, equipment, and services ...

Unlock the full potential of your Case C50 tractor with our comprehensive service manual. Get expert tips and essential maintenance guidelines. Learn more!

[Back to Home](#)