

# Call Of Duty Modern Warfare 3 Guide



## Call of Duty Modern Warfare 3 Guide

Call of Duty: Modern Warfare 3 (MW3) is a first-person shooter game that continues the thrilling narrative of its predecessors, immersing players in a gripping global conflict. Released in 2011, this installment of the popular franchise introduced a plethora of new features, gameplay mechanics, and multiplayer modes that have captivated players worldwide. This comprehensive guide aims to provide essential tips, strategies, and insights to enhance your experience in Modern Warfare 3, whether you are a newcomer or a seasoned veteran.

## Understanding the Game Mechanics

Before diving into the action, it's crucial to familiarize yourself with the game mechanics that define Modern Warfare 3. Here are the key elements to consider:

### 1. Combat System

The combat system in MW3 is fast-paced and requires quick reflexes. Key aspects include:

- **Weapon Handling:** Different weapons have unique handling characteristics. Experiment with various types to find what suits your playstyle.
- **Killstreaks:** Earn killstreaks by achieving consecutive kills without dying. These provide significant advantages in battle.
- **Perks:** Choose perks that complement your playstyle. They enhance your abilities, such as increasing speed or improving weapon handling.

### 2. Movement and Tactical Play

Movement is essential in MW3. Mastering the following techniques can give you an edge:

- **Sprinting:** Use sprinting to cover ground quickly, but be cautious as it can make you more

vulnerable.

- Crouching and Prone: Utilize crouching for better accuracy and prone to minimize your visibility.
- Sliding: Sliding can help you evade enemy fire and take cover swiftly.

## Campaign Mode Tips

The campaign mode of MW3 provides an engaging single-player experience, filled with intense missions and a gripping storyline. Here are some tips to help you progress through the campaign:

### 1. Familiarize Yourself with the Storyline

Understanding the storyline is crucial for immersion. The campaign continues the story of Task Force 141 and their fight against the Russian Federation. This knowledge can enhance your gameplay experience.

### 2. Use Cover Strategically

Always utilize cover during firefights. The environments in MW3 are designed to provide ample cover options:

- Behind Objects: Use walls, vehicles, and other structures to shield yourself from enemy fire.
- Flanking: Move around enemies when possible to attack from unexpected angles.

### 3. Upgrade Your Weapons

As you progress, you'll gain access to various weapons and upgrades. Make sure to:

- Experiment with Attachments: Different attachments can alter weapon performance significantly. Test out scopes, grips, and suppressors.
- Utilize the Gunsmith: Upgrade your weapon characteristics to improve accuracy, range, and handling.

### 4. Conserve Ammo

Ammo can be scarce in certain missions, so be judicious in your shooting. Aim for headshots and avoid wasting bullets on enemies that can be taken down easily.

## Multiplayer Mode Strategies

The multiplayer component of MW3 is where many players find their true challenge. Here are some strategies to excel in this fast-paced environment:

## **1. Choose Your Loadout Wisely**

Creating an effective loadout is crucial for success in multiplayer matches. Consider the following:

- Primary and Secondary Weapons: Choose a primary weapon that fits your playstyle (assault rifles, SMGs, etc.) and a reliable secondary.
- Perks: Select perks that align with your role, whether you want to be stealthy, aggressive, or supportive.
- Killstreaks: Tailor your killstreaks to your preferred playstyle. Offensive players might favor airstrikes, while defensive players may choose UAVs.

## **2. Map Awareness**

Understanding the maps is vital to gaining an advantage:

- Know the Layout: Familiarize yourself with the map layouts, including choke points, spawn areas, and high-ground locations.
- Use Mini-Map: Constantly check the mini-map for enemy locations and the positions of teammates.

## **3. Communication is Key**

Working as a team can significantly increase your chances of winning matches:

- Callouts: Use in-game voice or text chat to communicate enemy positions and strategies.
- Stick Together: Avoid going solo; teamwork is essential for survival and successful engagements.

## **4. Adapt Your Playstyle**

Every match is different, and adapting to the enemy team's tactics is crucial:

- Adjust Your Approach: If you find yourself being flanked often, consider playing defensively or using a different route.
- Learn from Deaths: Analyze what led to your death and adjust accordingly. Understanding your mistakes can lead to improvement.

## **Special Ops Mode**

The Special Ops mode in MW3 offers a variety of cooperative missions and challenges. Here's how to tackle them effectively:

### **1. Teamwork is Essential**

Special Ops missions often require coordination:

- Assign Roles: Decide who will take on specific roles within your team (e.g., sniper, support, assault).
- Revive Teammates: Keep an eye on your teammates and revive them when possible to maintain team strength.

## **2. Complete Challenges for Rewards**

Each mission has challenges that you can complete for additional rewards:

- Focus on Objectives: Completing objectives not only helps you progress but also unlocks new gear and perks.
- Replay Missions: Don't hesitate to replay missions to try and complete all challenges for maximum rewards.

## **3. Use Co-op Strategies**

Many missions can be approached in multiple ways:

- Stealth vs. Assault: Decide whether to approach a mission stealthily or go in guns blazing, depending on your team's strengths.

## **Final Thoughts**

Call of Duty: Modern Warfare 3 is a multifaceted game that offers rich gameplay experiences across its campaign, multiplayer, and Special Ops modes. By understanding the mechanics, developing effective strategies, and working cooperatively with teammates, you can elevate your gameplay to new heights. Whether you're shooting your way through the campaign or competing against players globally, the skills you develop will make you a formidable force in the world of MW3. Embrace the challenges, learn from your experiences, and enjoy the thrilling ride that is Call of Duty: Modern Warfare 3!

## **Frequently Asked Questions**

### **What are the best loadouts for competitive play in Call of Duty: Modern Warfare 3?**

For competitive play, a popular loadout includes the ACR 6.8 with a Red Dot Sight and Silencer, paired with the MP9 as a secondary. Use perks like Sleight of Hand, Quickdraw, and Stalker for an agile playstyle.

### **How can I unlock all the weapons in Call of Duty: Modern Warfare 3?**

To unlock all weapons, complete challenges associated with each weapon category, rank up in multiplayer matches, and achieve specific accomplishments in the campaign mode.

### **What are some effective strategies for surviving in the Survival Mode of Modern Warfare 3?**

In Survival Mode, focus on teamwork, communicate with your partner, use buy stations wisely, and prioritize upgrading your weapons and equipment. Hold positions with good sightlines and use equipment like Claymores to manage incoming enemies.

## Where can I find all the intel items in the Modern Warfare 3 campaign?

Intel items are scattered across various campaign missions. A thorough guide will list each mission and the specific locations of intel items, typically found in hard-to-reach areas or behind cover. Follow mission walkthroughs for detailed locations.

## What are the most effective perks to use in Modern Warfare 3?

Effective perks include Scavenger for ammo replenishment, Assassin to remain undetected by UAVs, and Dead Silence for quieter movement. Depending on your playstyle, consider using perks that enhance your combat effectiveness or survivability.

## How can I improve my aim and accuracy in Call of Duty: Modern Warfare 3?

To improve aim and accuracy, practice regularly in the game's training modes, customize your sensitivity settings, and use aim assist features. Additionally, consider adjusting your controller settings and practicing with different weapons to find what works best for you.

Find other PDF article:

<https://soc.up.edu.ph/31-click/files?trackid=OsE17-1224&title=hp-envy-x360-manual.pdf>

## Call Of Duty Modern Warfare 3 Guide

**Ciallo** ( $\angle \omega <$ )  
 ?

Apr 11, 2024 · Ciallo (  $\angle \omega <$  )? Ciallo  
Ciallo ...

callback□□□□ □□□□

```
callback[]call back[]call back[]
[] ...
```




□□	-	□□□□□□□□
----	---	----------

2011 年 1 月 ...

**call on call for call in call up** □□□□□□ - □□□□

Jul 12, 2016 · call on call for call in call up 00000000"Call on"000000000000"Call for"000000000000  
00"Call in"00000000000000000000

□□□□□□□□□□□□□1□19□□□□□□□□□□□□...

Sep 14, 2023 ·  OL  14 



If you're having trouble accessing a Google product, there's a chance we're currently experiencing a temporary problem. You can check for outages and downtime on the Google Workspace ...

### [Gmail Help](#)

News from the Gmail team Welcome to the new integrated Gmail Your new home where email, messages, tasks, and calls come together. Create a space Start a conversation with friends, ...

Unlock the secrets to success with our comprehensive Call of Duty Modern Warfare 3 guide. Master gameplay strategies and tactics—discover how to dominate your opponents!

[Back to Home](#)