

Calculating Work And Power Worksheet


Physical Science

Name: _____


Calculating Work and Power


Scientists describe work as the movement of an object from one place to another. Like all things in science the amount or quantity of work can be calculated. To find the amount of work that is being done we can use this formula: $W = F \times d$.

The total amount of work is equal to the force applied times a distance. Power on the other hand is the rate at which the work is done. We can calculate power using this formula: $P = W / t$. The amount of power is equal to the amount of work divided by the time it takes to get the work completed.



Remember to use your equation triangle to help solve simple equations.





Cover the unit you are trying to find to get your formula. Finally, make sure you use the correct units.

UNITS		
Work = Joules (J)	Force = Newtons (N)	Time = Seconds (s)
Distance = Meters (m)	Power = Watts (w)	

$W = F \times d$	$P = W / t$
$F = W / d$	$W = P \times t$
$D = W / F$	$t = W / P$

Calculating Work and Power Worksheet

Understanding the physics of work and power is essential for students and professionals alike, particularly in fields such as engineering, physics, and various applied sciences. The concepts of work and power help us quantify the energy transfer that occurs when forces act over distances and how quickly this energy transfer happens. This article provides a comprehensive overview of calculating work and power, includes practical examples, and offers a worksheet to reinforce these concepts.

Understanding Work

Work, in physics, is defined as the process of energy transfer to an object via a force that causes the object to move. The formula for calculating work is given by:

Formula for Work

$$\text{Work (W)} = \text{Force (F)} \times \text{Distance (d)} \times \cos(\theta)$$

Where:

- W = Work done (measured in Joules)
- F = Magnitude of the applied force (measured in Newtons)

- d = Displacement of the object (measured in meters)
- θ = Angle between the force vector and the direction of motion

Key Points About Work

- Work is done only when the object moves in the direction of the applied force.
- If the force and displacement are in the same direction, $\theta = 0^\circ$, and $\cos(0^\circ) = 1$, simplifying the equation to $W = F \times d$.
- If the object does not move, or if the force is perpendicular to the direction of the motion ($\theta = 90^\circ$), no work is done ($W = 0$).

Understanding Power

Power is defined as the rate of doing work or the rate of energy transfer. It indicates how quickly work is performed. The formula for calculating power is:

Formula for Power

$$P = \frac{W}{t}$$

Where:

- P = Power (measured in Watts)
- W = Work done (measured in Joules)
- t = Time taken to do the work (measured in seconds)

Key Points About Power

- One Watt (1 W) is defined as one Joule per second ($1 \text{ W} = 1 \text{ J/s}$).
- Power can also be calculated using the formula:

$$P = F \cdot v$$

Where v is the velocity of the object (in meters per second).

- Higher power means that the same amount of work is done in a shorter amount of time.

Calculating Work and Power: Step-by-Step Examples

To solidify your understanding of work and power calculations, let's go through a couple of examples.

Example 1: Calculating Work

Problem: A person pushes a car with a force of 200 N. If the car moves 5 meters in the direction of the force, how much work is done?

1. Identify the variables:

- $F = 200 \text{ N}$
- $d = 5 \text{ m}$
- $\theta = 0^\circ$ (since the force and displacement are in the same direction)

2. Calculate work:

$$W = F \times d \times \cos(\theta) = 200 \text{ N} \times 5 \text{ m} \times \cos(0^\circ) = 200 \times 5 \times 1 = 1000 \text{ J}$$

Answer: The work done is 1000 Joules.

Example 2: Calculating Power

Problem: If the same person takes 10 seconds to push the car, what is the power exerted?

1. Identify the variables:

- $W = 1000 \text{ J}$ (from our previous calculation)
- $t = 10 \text{ s}$

2. Calculate power:

$$P = \frac{W}{t} = \frac{1000 \text{ J}}{10 \text{ s}} = 100 \text{ W}$$

Answer: The power exerted is 100 Watts.

Worksheet for Practice

To further enhance your understanding, here is a worksheet that you can use to practice calculating work and power.

Worksheet Instructions

1. Read each problem carefully.
2. Identify the variables needed for the calculations.
3. Show all your work and calculations.
4. Provide the final answer with appropriate units.

Problems

1. Problem 1: A student lifts a backpack weighing 15 N to a shelf 2 meters high. Calculate the work done by the student.
2. Problem 2: If the student takes 3 seconds to lift the backpack, what is the power exerted during this time?
3. Problem 3: A cyclist exerts a constant force of 50 N while going up a hill for a distance of 100 meters. Calculate the work done against gravity (consider $\theta = 0^\circ$).
4. Problem 4: If the cyclist takes 20 seconds to reach the top of the hill, calculate the average power exerted by the cyclist during the climb.
5. Problem 5: A 500 kg car is lifted vertically 2 meters by a hydraulic jack. Calculate the work done against gravity (use $g = 9.81 \text{ m/s}^2$).
6. Problem 6: If the lifting takes 4 seconds, what is the power exerted by the hydraulic jack?

Conclusion

Understanding how to calculate work and power is fundamental to grasping various concepts in physics and engineering. These calculations provide insights into how forces act on objects and the efficiency of energy transfer in different systems. By practicing problems and applying the formulas in real-world scenarios, you can develop a deeper understanding of these crucial concepts. The accompanying worksheet serves as a valuable tool for reinforcing your learning and ensuring that you can confidently calculate work and power in various contexts.

Frequently Asked Questions

What is the formula for calculating work in physics?

The formula for calculating work is $W = F \times d \times \cos(\theta)$, where W is work, F is the force applied, d is the distance moved in the direction of the force, and θ is the angle between the force and the direction of motion.

How do you calculate power from work and time?

Power can be calculated using the formula $P = W / t$, where P is power, W is work done, and t is the time taken to do the work.

What units are used for measuring work and power?

Work is measured in joules (J) and power is measured in watts (W). One watt is equal to one joule per second.

How can a worksheet help in calculating work and power?

A worksheet can provide structured problems and exercises that guide you through the process of calculating work and power, reinforcing concepts through practice.

What is the relationship between work and energy?

Work is a transfer of energy. When work is done on an object, energy is transferred to that object, resulting in a change in its energy state.

What is an example of a real-world scenario where you calculate work?

An example is lifting a box. If you lift a box weighing 10 kg to a height of 2 meters, the work done can be calculated using $W = F \times d$, where F is the weight of the box (mg) and d is the distance (height).

What factors can affect the calculation of work done?

Factors include the magnitude of the force applied, the distance moved by the object, the angle of force application, and any opposing forces like friction.

How do you find the total power output of multiple tasks?

To find the total power output, calculate the power for each task individually and then sum the power values to get the total power output.

What is the significance of the angle in work calculations?

The angle affects the effective component of the force acting in the direction of the motion. A force applied at an angle results in less work done compared to a force applied in the same direction as the motion.

Can power be negative, and what does that mean?

Yes, power can be negative, which typically indicates that work is being done against the direction of motion, such as in situations where an object is slowing down.

Find other PDF article:

<https://soc.up.edu.ph/11-plot/files?ID=CGE85-3859&title=calculating-molar-mass-worksheet-answer-s.pdf>

Calculating Work And Power Worksheet

Deciding between dental and optometry : r/PreOptometry - Reddit

Sep 23, 2021 · I also considered dentistry before choosing optometry. Dentistry is much more procedure based, the salary is higher on average, and in general has a higher reputation. If you ...

r/Dentistry on Reddit: Aus/Vic Dentists, How much do you guys ...

Dentistry is commission based, so it very much depends on your speed and which procedures you do. If you're doing mostly high production treatments like crowns/cosmetic dentistry/endo etc - ...

Financial gain with "bread-and-butter" dentistry vs. advanced ...

Feb 12, 2023 · Can you do only "bread-and-butter" dentistry (fillings, crowns, etc.) and do as well financially as dentists who do advanced procedures and full mouth cosmetic/wear cases? What ...

Is dentistry really worth it anymore? : r/Dentistry - Reddit

In dentistry, my income didn't really change at all during the real estate crisis of 08, yet I relieved several investors of a lifetime worth of assets when they couldn't pay their mortgages when the ...

Is there anyone here who chose dentistry over medicine? If so

Dentistry is perfect for that, while med is not. Like I said, at least with being a family practitioner without specializing, there isn't that before and after like dentistry. Speaking of specializing, I ...

Why did you choose medicine over dentistry? : r/ausjdocs - Reddit

Jul 19, 2023 · Do dentistry and be a lot happier with a better lifestyle and far less stress surrounding future training. The golden age of medicine ended decades ago and people need to realise that ...

Periodontist Salary : r/Dentistry - Reddit

Discussions and links of interest for dental professionals on all things dentistry. Questions and stories from patients should be redirected to r/askdentists.

Best Dentistry Posts - Reddit

Is dentistry really worth it anymore? If I join dentistry then that'd make me a third generation dentist in my family. My father is very successful as a gp because he did med school surgical residency ...

Anyone heard of Stellalife Rinse? : r/Dentistry - Reddit

Dec 13, 2018 · Discussions and links of interest for dental professionals on all things dentistry. Questions and stories from patients should be redirected to r/askdentists.

Oil Pulling ? : r/Dentistry - Reddit

Jan 22, 2024 · Discussions and links of interest for dental professionals on all things dentistry. Questions and stories from patients should be redirected to r/askdentists.

Dry Eyes Symptoms + Treatments: Baus...

Dry eye is treated in a number of ways to help soothe the symptoms or ...

Dry eye relief with Soothe® dry eye pr...

Soothe® dry eye products from the eye care experts at Bausch + Lomb - ...

Advanced Eye Relief Lubricant Drops fro...

Dec 3, 2007 · Bausch + Lomb Advanced Eye Relief Dry Eye lubricant eye ...

Bausch and Lomb Eye Drops - Benefi...

Sep 12, 2024 · Bausch + Lomb Soothe Lubricant Eye Drops: These eye drops ...

Bausch + Lomb Dry Eye Care Solutions ...

Discover innovative dry eye care solutions with Bausch + Lomb, offering science ...

Master the concepts of work and power with our comprehensive calculating work and power worksheet. Enhance your understanding today—learn more!

[Back to Home](#)