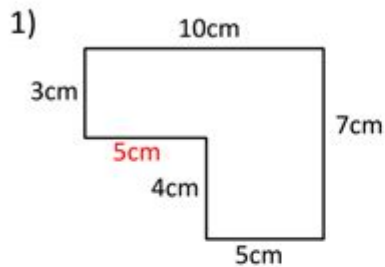


Calculating Area And Perimeter Worksheets

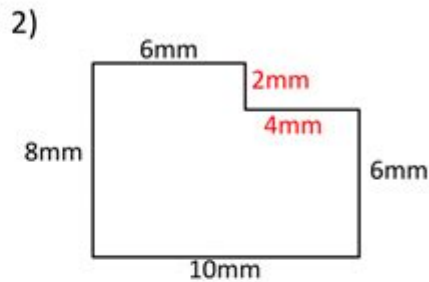
Name _____

Date _____

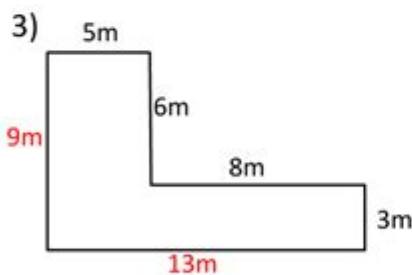
AREA AND PERIMETER SHEET 4 ANSWERS



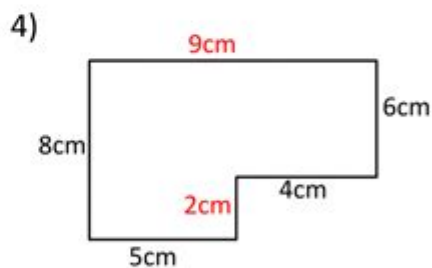
Area = 50 square cm (cm^2)
Perimeter = 34 cm




Area = 72 square mm (mm^2)
Perimeter = 36 mm



Area = 69 square m (m^2)
Perimeter = 44 m



Area = 64 square cm (cm^2)
Perimeter = 34 cm



Calculating area and perimeter worksheets are essential educational tools designed to help students grasp the fundamental concepts of geometry. Understanding area and perimeter is crucial for a variety of applications in mathematics, engineering, architecture, and everyday life. This article will delve into the importance of these worksheets, the formulas used for calculating area and perimeter, the various shapes involved, and tips for effective learning and teaching.

Understanding Area and Perimeter

Before diving into worksheets, it's vital to understand the basic definitions of area and perimeter:

Area

Area is defined as the amount of space enclosed within a shape. It is measured in square units (e.g., square meters, square feet). Different shapes have different formulas for calculating area. For instance:

- Rectangle: $\text{Area} = \text{length} \times \text{width}$
- Square: $\text{Area} = \text{side}^2$
- Triangle: $\text{Area} = (\text{base} \times \text{height}) / 2$
- Circle: $\text{Area} = \pi \times \text{radius}^2$

Understanding these formulas is fundamental as they are the building blocks for more complex calculations.

Perimeter

Perimeter, on the other hand, is the total distance around the edge of a shape. It is measured in linear units (e.g., meters, feet). The formulas for calculating the perimeter of common shapes include:

- Rectangle: $\text{Perimeter} = 2 \times (\text{length} + \text{width})$
- Square: $\text{Perimeter} = 4 \times \text{side}$
- Triangle: $\text{Perimeter} = \text{side}_1 + \text{side}_2 + \text{side}_3$
- Circle: $\text{Perimeter (Circumference)} = 2 \times \pi \times \text{radius}$

Both area and perimeter are critical concepts in geometry that students must master for their academic success.

The Importance of Worksheets in Learning

Worksheets serve multiple purposes in education, particularly in subjects like mathematics. Here are some reasons why calculating area and perimeter worksheets are beneficial:

1. Reinforcement of Concepts

Worksheets provide students with practical exercises to reinforce their learning. By practicing problems related to area and perimeter, students can solidify their understanding of the concepts.

2. Assessment of Understanding

Worksheets can also act as assessment tools for teachers. By reviewing students' completed worksheets, educators can identify which students grasp the material and which may need additional support.

3. Encouragement of Independent Learning

Completing worksheets encourages students to work independently, fostering critical thinking and problem-solving skills. This independence is crucial as students progress through their educational journey.

4. Preparation for Standardized Tests

Many standardized tests include questions related to area and perimeter. Practicing with worksheets helps students become familiar with the types of questions they may encounter on these assessments.

Types of Shapes in Area and Perimeter Worksheets

Calculating area and perimeter involves various geometric shapes. Worksheets can be tailored to focus on specific shapes, allowing for targeted practice.

1. Quadrilaterals

Quadrilaterals, which include squares, rectangles, and trapezoids, are often the focus of worksheets. Here are the key formulas:

- Square: $\text{Area} = \text{side}^2$, $\text{Perimeter} = 4 \times \text{side}$
- Rectangle: $\text{Area} = \text{length} \times \text{width}$, $\text{Perimeter} = 2 \times (\text{length} + \text{width})$
- Trapezoid: $\text{Area} = (\text{base}_1 + \text{base}_2) \times \text{height} / 2$, $\text{Perimeter} = \text{base}_1 + \text{base}_2 + \text{side}_1 + \text{side}_2$

2. Triangles

Triangles are a fundamental shape in geometry. Worksheets may include:

- Right Triangle: $\text{Area} = (\text{base} \times \text{height}) / 2$, $\text{Perimeter} = \text{side}_1 + \text{side}_2 + \text{hypotenuse}$
- Equilateral Triangle: $\text{Area} = (\sqrt{3} / 4) \times \text{side}^2$, $\text{Perimeter} = 3 \times \text{side}$

3. Circles

Circle-related problems are vital for understanding area and perimeter:

- Area: $\text{Area} = \pi \times \text{radius}^2$
- Perimeter (Circumference): $\text{Perimeter} = 2 \times \pi \times \text{radius}$

4. Composite Shapes

Worksheets may also involve composite shapes, which are combinations of two or more geometric figures. For these problems, students must identify the individual shapes, calculate their areas and perimeters, and then combine the results.

Creating Effective Worksheets

When designing area and perimeter worksheets, it's essential to consider various factors to ensure they are effective for learning.

1. Variety of Problems

Include a range of problems that vary in difficulty. This can help cater to different learning levels and keep students engaged. Consider including:

- Basic calculations for beginners
- Word problems that require critical thinking
- Real-world applications, such as calculating the area of a garden or the perimeter of a room

2. Clear Instructions

Provide clear, concise instructions for each problem. Avoid ambiguity to ensure students understand what is being asked of them.

3. Visual Aids

Incorporate diagrams and visuals to help students visualize the shapes they are working with. This can be particularly helpful for visual learners.

4. Answer Keys

Always include an answer key to allow students to check their work. This not only helps them learn from their mistakes but also encourages self-assessment.

Tips for Teachers and Parents

Whether you are a teacher or a parent, here are some tips for using calculating area and perimeter worksheets effectively:

1. Encourage Group Work

Allow students to work in pairs or small groups. Collaborative problem-solving can lead to deeper understanding and make learning more enjoyable.

2. Use Technology

Incorporate technology by using educational apps and online resources that provide interactive area and perimeter problems. These can supplement traditional worksheets and offer diverse learning experiences.

3. Relate to Real Life

Make connections to real-life scenarios. For example, have students calculate the area of their classroom or the perimeter of the playground. This practical application can make the concepts more relatable.

4. Monitor Progress

Keep track of students' progress over time. Regularly reviewing completed worksheets can help identify patterns in learning and areas that may require further attention.

Conclusion

Calculating area and perimeter worksheets are invaluable resources in the educational process, enhancing students' understanding of geometry. By

practicing various shapes and applying real-life scenarios, students can develop essential skills that will serve them well throughout their academic careers and beyond. Whether you are a teacher, parent, or student, embracing these tools will foster a deeper appreciation for mathematics and its applications in everyday life.

Frequently Asked Questions

What types of shapes are commonly included in area and perimeter worksheets?

Common shapes include rectangles, squares, triangles, circles, and trapezoids.

How can area and perimeter worksheets be adapted for different grade levels?

For younger students, worksheets can focus on basic shapes and include visual aids, while for older students, they can incorporate more complex shapes and word problems.

Are there any online resources available for area and perimeter worksheets?

Yes, many educational websites offer free downloadable worksheets, interactive quizzes, and practice problems specifically for calculating area and perimeter.

Can area and perimeter worksheets help improve problem-solving skills?

Absolutely! These worksheets encourage critical thinking and the application of mathematical concepts, which enhances overall problem-solving abilities.

What is the importance of teaching area and perimeter in math education?

Understanding area and perimeter is fundamental in geometry, and it has practical applications in real life, such as in construction, design, and land measurement.

Find other PDF article:

<https://soc.up.edu.ph/46-rule/pdf?ID=BZU44-5266&title=persona-4-persona-fusion-guide.pdf>

Calculating Area And Perimeter Worksheets

How to Calculate Severance Pay - Samfiru Tumarkin LLP

Nov 11, 2016 · Dispelling Severance Pay Myths There are a lot of myths, misconceptions, and misinformation when it comes to your ...

Calgary Severance Lawyer - Shim Law

Understanding Severance Pay In Alberta, employers are required to provide severance pay when an employee is dismissed from ...

Severance Pay Lawyer | Severance Lawyers

Maximize Your Severance Pay Our firm is made up of a team of employment severance lawyers who are here to help with your Severance ...

Pocket Employment Lawyer | Samfiru Tumarkin LLP

Severance Pay Calculator Find out how much severance you are owed with our calculator tool. Almost all non-union employees in Ontario, BC ...

How to Negotiate Your Severance Agreement (2025) - Drew Lewis

Jan 1, 2025 · Want a better severance? This article provides a comprehensive how-to guide to understanding and negotiating your ...

Prepaid Phones in Phones With Plans - Walmart.com

Shop for Prepaid Phones in Phones With Plans. Buy products such as Straight Talk Moto G Play 4G 2024, 64GB, Blue - Prepaid Smartphone [Locked to Straight Talk] at Walmart and save.

The best prepaid phone plans in 2025 - Tom's Guide

Jun 13, 2025 · The best prepaid phone plans can save you money on your monthly cell phone bill. Here are the best options we found from a variety of carriers.

Our Best Prepaid Cell Phone Deals (No Contract) | AT&T

Shop AT&T for the best prepaid cell phone deals with no annual contract. Get your hands on an amazing new Android smartphone from Samsung or Motorola today!

Prepaid Phones & Plans - Best Buy

Shop Best Buy for prepaid phones and plans. Enjoy a no-contract, pay-as-you-go cell phone from many popular brands.

Best Prepaid Plan Deals & Prepaid Phone Promos - Verizon

Check out Verizon's current top prepaid plans deals and free phone promos. Continue the savings with our new loyalty discounts. Shop now.

Best Prepaid Phone Plans: Which No Contract Plan Is Best?

Jul 8, 2025 · What is a prepaid phone plan? A prepaid phone plan is a phone plan where you pay for the service upfront, either for a specific length of time (like one month) or a set amount of ...

The Best Prepaid Phone Plans Under \$50/mo. - Clark.com

The best prepaid phone plans from T-Mobile, Mint Mobile, and Tello - all under \$50/mo. Discover cheap phone plans with unlimited talk, text, 5G and more!

Prepaid Cell Phones - Target

Get Prepaid Cell Phones from Target at great low prices. Choose from Same Day Delivery, Drive Up or Order Pickup. Free shipping with \$35 orders. Expect More. Pay Less.

Prepaid Phone Plans, Hotspot Plans, Smartphones & More | T-Mobile Prepaid

Discover the latest T-Mobile prepaid phone plans, with unlimited talk and text, high-speed data on our 5G network. Learn more now!

Prepaid and Unlocked Phone Deals - PrepaidCompare

Welcome to the Prepaid and Unlocked Phone Deals page listing current deals on prepaid and unlocked phones plus prepaid plan promotions and applicable coupon codes. Updated July 20, ...

Boost your math skills with our comprehensive calculating area and perimeter worksheets. Perfect for students and teachers! Discover how to master these concepts today!

[Back to Home](#)