

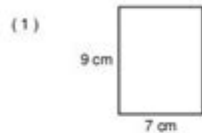
Calculating Area And Perimeter Worksheet



Calculating Area & Perimeter

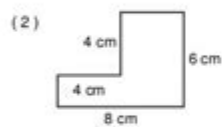
Name: _____ Date: _____

Calculate the area and perimeter of each shape.



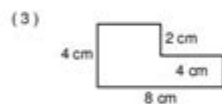
Perimeter: _____

Area: _____



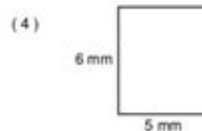
Perimeter: _____

Area: _____



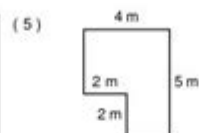
Perimeter: _____

Area: _____



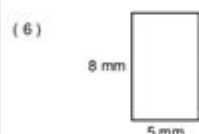
Perimeter: _____

Area: _____



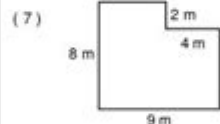
Perimeter: _____

Area: _____



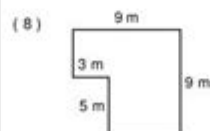
Perimeter: _____

Area: _____



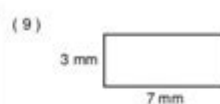
Perimeter: _____

Area: _____



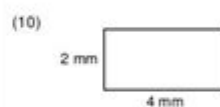
Perimeter: _____

Area: _____



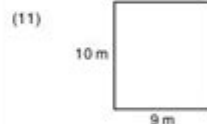
Perimeter: _____

Area: _____



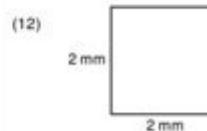
Perimeter: _____

Area: _____



Perimeter: _____

Area: _____



Perimeter: _____

Area: _____

Copyright ©2011 WorksheetWorks.com

Calculating area and perimeter worksheets are essential educational tools that help students grasp fundamental concepts in geometry. Understanding area and perimeter is crucial not only in mathematics but also in real-life applications, such as measuring land, fabric, or any two-dimensional space. This article will explore the significance of these worksheets, provide methods for calculating area and perimeter, and suggest engaging activities that can reinforce these concepts.

Understanding Area and Perimeter

Before delving into worksheets, it's essential to define what area and perimeter are:

1. Area

Area is the measure of the space contained within a two-dimensional shape. It is expressed in square units (e.g., square meters, square feet). The formula for finding the area varies depending on the shape:

- Rectangle: $\text{Area} = \text{length} \times \text{width}$
- Square: $\text{Area} = \text{side} \times \text{side}$ (or side^2)
- Triangle: $\text{Area} = \frac{1}{2} \times \text{base} \times \text{height}$
- Circle: $\text{Area} = \pi \times \text{radius}^2$

2. Perimeter

Perimeter, on the other hand, is the total distance around a two-dimensional shape. It is expressed in linear units (e.g., meters, feet). Similar to area, the formula for perimeter differs by shape:

- Rectangle: $\text{Perimeter} = 2 \times (\text{length} + \text{width})$
- Square: $\text{Perimeter} = 4 \times \text{side}$
- Triangle: $\text{Perimeter} = \text{side1} + \text{side2} + \text{side3}$
- Circle: $\text{Perimeter (circumference)} = 2 \times \pi \times \text{radius}$

Benefits of Area and Perimeter Worksheets

Calculating area and perimeter worksheets serve several educational purposes:

- **Reinforcement of Concepts:** Worksheets provide practice that helps solidify understanding of area and perimeter.
- **Variety of Problems:** They can include different shapes and complexities, catering to various skill levels.
- **Application of Formulas:** Students learn to apply formulas in practical scenarios, bridging the gap between theoretical knowledge and real-world applications.
- **Assessment Tool:** Teachers can use these worksheets to assess student understanding and identify areas that may need further instruction.
- **Engagement:** Creative worksheet designs can make learning fun and interactive.

Creating an Effective Area and Perimeter Worksheet

When designing an area and perimeter worksheet, consider the following components:

1. Clear Instructions

Ensure that each worksheet begins with straightforward instructions. For example, "Calculate the area and perimeter of each shape below." Clear guidance helps students understand what is expected of them.

2. Varied Shapes

Include a range of shapes in the worksheet. This could involve:

- Basic shapes like squares, rectangles, and triangles.
- Compound shapes, which require students to break them down into simpler components.
- Real-world objects, such as gardens, pools, or rooms, to apply their calculations practically.

3. Gradual Difficulty

Start with simpler problems and progress to more complex ones. This structure can help build confidence and ensure that students grasp foundational concepts before tackling challenging scenarios.

4. Visual Aids

Incorporate diagrams or illustrations of shapes. Visual representation aids comprehension, especially for visual learners. Students can use the images to measure dimensions directly if they are drawn to scale.

5. Space for Work

Provide ample space for calculations and answers. This encourages students to show their work, which is crucial for understanding their thought processes and for teachers to assess their reasoning.

Sample Problems for Area and Perimeter Worksheets

To further illustrate how these worksheets can be structured, here are sample problems that could be included:

1. Basic Shapes

- Rectangle: A rectangle has a length of 8 cm and a width of 5 cm. Calculate the area and perimeter.

Solution:

- Area = length \times width = 8 cm \times 5 cm = 40 cm²
- Perimeter = 2 \times (length + width) = 2 \times (8 cm + 5 cm) = 26 cm

- Square: A square has a side length of 4 m. Calculate the area and perimeter.

Solution:

- Area = side \times side = 4 m \times 4 m = 16 m²
- Perimeter = 4 \times side = 4 \times 4 m = 16 m

2. Compound Shapes

- A garden is shaped like a rectangle (10 m by 6 m) with a semicircle attached to one of the shorter sides (radius = 3 m). Calculate the total area and perimeter of the garden.

Solution:

- Area of rectangle = 10 m \times 6 m = 60 m²
- Area of semicircle = $\frac{1}{2} \times \pi \times \text{radius}^2 = \frac{1}{2} \times \pi \times (3 \text{ m})^2 \approx 14.14 \text{ m}^2$
- Total area = 60 m² + 14.14 m² \approx 74.14 m²
- Perimeter = 2 \times (length + width) + semicircle = 2 \times (10 m + 6 m) + $\pi \times$ radius \approx 32 m + 9.42 m \approx 41.42 m

Engaging Activities to Reinforce Learning

To ensure that students retain their understanding of area and perimeter, it's essential to incorporate engaging activities alongside worksheets:

1. **Real-Life Measurement:** Have students measure areas of different objects in their classroom or home, such as desks or bookshelves, and calculate their area and perimeter.
2. **Design a Room:** Let students create a floor plan for their dream room, specifying dimensions and calculating the area and perimeter of each section.
3. **Art Integration:** Encourage students to create art pieces using geometric shapes, then calculate the area and perimeter of their creations.
4. **Online Games:** Utilize educational websites offering interactive games focusing on area and perimeter to reinforce learning through play.

Conclusion

Calculating area and perimeter worksheets are invaluable tools for educators and students alike. They provide a structured way to practice essential mathematical concepts, enhance problem-solving skills, and connect classroom learning to the real world. By integrating a variety of shapes, clear instructions, and engaging activities, teachers can create effective and enjoyable learning experiences that foster a deep understanding of geometry. As students become proficient in these calculations, they gain confidence in their mathematical abilities, preparing them for more advanced concepts in the future. Whether in the classroom or at home, these worksheets will help shape a solid foundation in geometry that students can build upon throughout their academic journeys.

Frequently Asked Questions

What is the formula for calculating the area of a rectangle?

The area of a rectangle is calculated using the formula: $\text{Area} = \text{length} \times \text{width}$.

How do you find the perimeter of a triangle?

To find the perimeter of a triangle, add the lengths of all three sides:
 $\text{Perimeter} = \text{side1} + \text{side2} + \text{side3}$.

What units are typically used in area and perimeter worksheets?

Area is usually measured in square units (e.g., square meters, square feet), while perimeter is measured in linear units (e.g., meters, feet).

Can you provide an example of calculating the area of a circle?

The area of a circle is calculated using the formula: $\text{Area} = \pi \times \text{radius}^2$. For example, if the radius is 3, the area is approximately 28.27 square units.

What is the difference between area and perimeter?

Area measures the space inside a shape, while perimeter measures the distance around the shape.

Are there worksheets available for different grade levels?

Yes, there are area and perimeter worksheets tailored for various grade levels, from elementary to middle school, each with appropriate difficulty.

How can I solve word problems involving area and perimeter?

To solve word problems, first identify the shape involved, then extract the necessary measurements from the text, and use the relevant formulas to calculate area or perimeter.

Find other PDF article:

<https://soc.up.edu.ph/08-print/Book?ID=cVc74-7175&title=bachelor-of-science-homeland-security.pdf>

Calculating Area And Perimeter Worksheet

Welcome - Granzer Regulatory Consulting & Services

Granzer Regulatory Consulting & Services, your regulatory experts. We provide unique, tailor-made support for global drug and device development, offering expert guidance and ...

Daniel Granzer - Procurement / Production Planning - Same ...

Berufsschule Günzburg · Standort: Deutschland · 12 Kontakte auf LinkedIn. Sehen Sie sich das Profil von Daniel Granzer auf LinkedIn, einer professionellen Community mit mehr als 1 ...

Daniel Granzer - Facebook

Daniel Granzer is on Facebook. Join Facebook to connect with Daniel Granzer and others you may know. Facebook gives people the power to share and makes...

WELCOME - Granzer Pharmaceutical Services

We are a Pharmaceutical Service Provider and Consultancy for Development, Manufacturing and Quality Assurance of Medicinal Products. Our focus is the EU/EEA Import, Storage, ...

Formel-1-Aus von Daniel Ricciardo rückt näher

Jun 26, 2024 · Die Zukunft von Daniel Ricciardo in der Formel 1 steht mehr denn je auf der Kippe. Aktuell hofft der Australier noch auf einen Verbleib bei Red Bulls B-Team. Ein Großteil der ...

Daniel Granzer Profiles | Facebook

View the profiles of people named Daniel Granzer. Join Facebook to connect with Daniel Granzer and others you may know. Facebook gives people the power...

Granzer Regulatory Consulting & Services GmbH | LinkedIn

This first-in-class workshop is led by regulatory professionals from Paul-Ehrlich-Institut, TÜV and Granzer regulatory Consulting and Services and will enable to navigate the regulatory...

Nonclinical - Granzer Regulatory Consulting & Services

We provide unique, tailor-made support for global drug and device development, offering expert guidance and knowledge to optimise the time to market for your products.

Daniel Granzer - Vienna | about.me

Acupuncturist,Writer,and Art Directorin Vienna Greetings, I'm Daniel. I'm an acupuncturist living in Vienna. I am a fan of shopping, fitness, and video games. I'm also interested in football and ...

Über Granzer Pharmaceutical Services GmbH | XING

Granzer Pharmaceutical Services GmbH is a Service Provider and Consultancy for the Development, Manufacturing and Quality Assurance of Medicinal Products. Our focus is the ...

Performance Management Softw...

Drive employee growth with BambooHR's performance management software. ...

11+ best performance revie...

Apr 10, 2025 · Support team success with performance review software for small ...

Complete the Self Assessment as an ...

Thirty days before a review cycle ends, you will receive an email notification to ...

10 Best HR Workflow Software in 2025

Jun 16, 2025 · BambooHR offers robust workflows for hiring, onboarding, ...

How to Use BambooHR: A Co...

Jan 27, 2025 · Automate Recurring Tasks: Use BambooHR's automation ...

Master the essentials of geometry with our calculating area and perimeter worksheet! Perfect for students and teachers. Discover how to enhance your skills today!

[Back to Home](#)