




Capital Letters And Full Stops Worksheets


Capital letters and full stops (1)
English worksheets from urbrainy.com



 Circle where the capital letters and full stops should be.
Then write the sentences below correctly.

1. the cat was in the park 

.....

2. two mice came down the path 

.....

3. the cat ran after the mice

.....


4. he was too slow and the mice hid

.....

5. the mice were very happy

.....

Draw a picture to show the story.



Page 1

Capital letters and full stops worksheets are essential educational tools that help children master the basics of writing. These worksheets focus on two fundamental aspects of English grammar: the correct use of capital letters and the appropriate placement of full stops. Mastering these concepts is crucial for young learners as they lay the groundwork for more advanced writing skills. In this article, we will explore the importance of these worksheets, how they can be used effectively, and the different types of activities commonly found in them.

The Importance of Capital Letters and Full Stops

Understanding capital letters and full stops is vital for several reasons:

- **Clarity:** Proper punctuation helps convey meaning and clarifies the author's intent in writing.
- **Organization:** Capital letters signify the beginning of sentences and proper nouns, aiding in the structure of written language.
- **Readability:** Correct punctuation makes text easier to read and understand, which is especially important for young readers.
- **Foundation for Advanced Writing:** A strong grasp of basic punctuation sets the stage for more complex writing skills, including the use of commas, quotation marks, and other punctuation marks.

These key points highlight why it is essential for children to learn how to use capital letters and full stops correctly.

What Are Capital Letters and Full Stops?

To fully grasp the importance of capital letters and full stops worksheets, it is crucial to understand what these elements represent in writing.

Capital Letters

Capital letters serve several functions in English grammar:

1. **Beginning of Sentences:** Every sentence should start with a capital letter. For example, "the dog barked" should be written as "The dog barked."
2. **Proper Nouns:** Names of people, places, days of the week, and months should be capitalized. For instance, "monday" becomes "Monday," and "new york" becomes "New York."
3. **Titles:** The first letter of important words in titles is usually capitalized. For instance, "The Great Gatsby."

Full Stops

Full stops, also known as periods, are used to indicate the end of a sentence. Their primary role is to signal that a thought or idea has been completed. For instance, "She loves to read" is a complete thought and ends with a full stop.

Types of Capital Letters and Full Stops Worksheets

Worksheets designed to teach capital letters and full stops can vary widely in format and activity type. Here are some common types:

1. Fill-in-the-Blank Exercises

In these worksheets, students are given sentences with missing capital letters or full stops. They need to fill in the blanks accordingly. This exercise helps reinforce the rules regarding when to capitalize letters and where to place full stops.

2. Sentence Correction Activities

These worksheets present students with sentences that contain errors in capitalization and punctuation. Learners must identify and correct these mistakes. For example, a sentence like "the cat sat on the mat" should be corrected to "The cat sat on the mat."

3. Matching Exercises

In matching exercises, students might be asked to match sentences with their correct punctuation or to pair proper nouns with their respective sentences. This type of activity encourages recognition and reinforces learning through association.

4. Writing Prompts

Some worksheets provide writing prompts where children are encouraged to write their own sentences using capital letters and full stops. This not only helps them practice but also fosters creativity as they form their own ideas.

5. Story Completion Activities

In story completion worksheets, students are given the beginning of a story and must finish it by adding sentences that correctly use capital letters and full stops. This activity can be a fun way to engage students in writing while practicing grammar.

How to Use Capital Letters and Full Stops Worksheets

Effectively

To maximize the effectiveness of these worksheets, educators and parents can follow these tips:

1. Start with Clear Instructions

Before handing out worksheets, provide clear instructions. Ensure that students understand the rules regarding capital letters and full stops. For example, explain when to use capital letters and the significance of full stops in sentence structure.

2. Incorporate Visual Aids

Using visual aids such as charts or flashcards can help reinforce learning. For instance, a chart showing examples of proper nouns can serve as a useful reference for students while they work on their worksheets.

3. Encourage Group Work

Allowing students to work in pairs or small groups can enhance the learning experience. Group discussions about why certain words are capitalized or where to place full stops can lead to a deeper understanding of the rules.

4. Provide Immediate Feedback

After students complete their worksheets, provide immediate feedback. Correcting mistakes on the spot allows learners to understand their errors and learn from them effectively.

5. Use Worksheets as Part of a Broader Curriculum

Incorporate these worksheets into a broader language arts curriculum. Combine them with reading activities, spelling exercises, and grammar lessons to provide a well-rounded educational experience.

Benefits of Using Capital Letters and Full Stops Worksheets

There are several benefits to using worksheets focused on capital letters and full stops:

1. Skill Development

Worksheets provide structured practice that helps students develop their skills in writing. Regular practice can lead to improved writing abilities.

2. Confidence Building

As students improve their understanding of grammar and punctuation, they become more confident in their writing abilities. This newfound confidence can encourage them to express their thoughts more freely.

3. Assessment Opportunities

Worksheets can serve as assessment tools for teachers to gauge students' understanding of capital letters and full stops. They allow educators to identify areas where students may need additional support.

4. Engaging Learning Experience

Worksheets often incorporate fun activities that keep students engaged. When learning is enjoyable, students are more likely to retain information.

Conclusion

Capital letters and full stops worksheets are invaluable resources in the educational journey of young learners. They not only teach the rules of grammar but also foster essential writing skills that will benefit students throughout their academic careers. By utilizing various types of worksheets and incorporating effective teaching strategies, educators and parents can ensure that children develop a strong foundation in writing. As students gain mastery over capital letters and full stops, they will be better equipped to communicate their thoughts and ideas clearly and effectively.

Frequently Asked Questions

What are capital letters and full stops worksheets used for?

Capital letters and full stops worksheets are used to help students learn proper punctuation and grammar by practicing when to use capital letters at the beginning of sentences and full stops at the end.

What age group is most suitable for capital letters and full stops worksheets?

These worksheets are typically designed for early elementary students, generally ranging from ages 5 to 8, as they are learning the basics of sentence structure and punctuation.

Are there any online resources for capital letters and full stops worksheets?

Yes, there are many educational websites that offer free downloadable worksheets, interactive activities, and printable resources specifically focused on teaching capital letters and full stops.

What activities might be included in capital letters and full stops worksheets?

Activities may include filling in the blanks with capital letters, correcting sentences by adding full stops, matching sentences with corresponding punctuation, and writing original sentences using proper punctuation.

How can parents support their children with capital letters and full stops at home?

Parents can support their children by providing worksheets, engaging in writing exercises together, reading books aloud to highlight punctuation, and encouraging children to write short stories or sentences while focusing on proper capitalization and punctuation.

Find other PDF article:

<https://soc.up.edu.ph/33-gist/pdf?docid=jSf51-4952&title=introduction-to-linear-algebra-solutions.pdf>

Capital Letters And Full Stops Worksheets

Secured, Guaranteed and Rewards Credit Cards | Capital One Canada

Mastercard is a registered trademark, and the circles design is a trademark of Mastercard International Incorporated. All trademarks used herein are owned by their respective entities. © ...

Accédez à nos services bancaires en ligne | Capital One Canada

Grâce aux services bancaires en ligne, vous bénéficiez d'un accès sécuritaire à votre compte Capital One. Vous pouvez également consulter vos transactions, vérifier votre solde et la date ...

Sign in to Online Banking | Capital One Canada

With online banking, you have safe and secure access to your Capital One account. You can also view transactions, check your balance and payment due date, sign up for alerts and more.

Online banking - Capital One Canada

How to set up, sign in to and manage your account online or through the Capital One Canada Mobile App. Have all your account information at your fingertips.

How to Sign in to Online Banking - Capital One Canada

You can sign in to online banking by visiting the Capital One sign in page or through the Capital One mobile app.

Activer votre carte de crédit | Capital One Canada

Nouveaux et nouvelles titulaires : si vous n'avez pas déjà configuré votre NIP, il arrivera par la poste, séparément de votre carte. Ouvrir une session Vous n'avez pas encore de nom d'utilisateur et ...

Activate your credit card | Capital One Canada

Let's activate your new card! You'll need your card and PIN to continue. New cardholders: if you haven't set up your PIN already, it will arrive in the mail separately from your card. Sign in Don't ...

How to Sign in to the Capital One Canada App

Sign in to the app with the same username and password that you use for your Capital One online banking. Sign up for online banking now if you don't have an account yet.

Get the Mobile App | Online Banking | Capital One Canada

Track spending, get account alerts, check your credit score and more. Download the app for Android and iOS today.

Get Account Support | Capital One Canada

Jun 11, 2025 · If you have questions about your Capital One account, chances are you'll find answers in our Support Centre. We have a wealth of articles to help you get the answers you ...

Secured, Guaranteed and Rewards Credit Cards | Capital One Canada

Mastercard is a registered trademark, and the circles design is a trademark of Mastercard International Incorporated. All trademarks used herein are owned by their respective entities. ...

Accédez à nos services bancaires en ligne | Capital One Canada

Grâce aux services bancaires en ligne, vous bénéficiez d'un accès sécuritaire à votre compte Capital One. Vous pouvez également consulter vos transactions, vérifier votre solde et la date ...

Sign in to Online Banking | Capital One Canada

With online banking, you have safe and secure access to your Capital One account. You can also view transactions, check your balance and payment due date, sign up for alerts and more.

Online banking - Capital One Canada

How to set up, sign in to and manage your account online or through the Capital One Canada Mobile App. Have all your account information at your fingertips.

How to Sign in to Online Banking - Capital One Canada

You can sign in to online banking by visiting the Capital One sign in page or through the Capital One mobile app.

Activer votre carte de crédit | Capital One Canada

Nouveaux et nouvelles titulaires : si vous n'avez pas déjà configuré votre NIP, il arrivera par la

poste, séparément de votre carte. Ouvrir une session Vous n'avez pas encore de nom ...

[Activate your credit card | Capital One Canada](#)

Let's activate your new card! You'll need your card and PIN to continue. New cardholders: if you haven't set up your PIN already, it will arrive in the mail separately from your card. Sign in ...

How to Sign in to the Capital One Canada App

Sign in to the app with the same username and password that you use for your Capital One online banking. Sign up for online banking now if you don't have an account yet.

[Get the Mobile App | Online Banking | Capital One Canada](#)

Track spending, get account alerts, check your credit score and more. Download the app for Android and iOS today.

[Get Account Support | Capital One Canada](#)

Jun 11, 2025 · If you have questions about your Capital One account, chances are you'll find answers in our Support Centre. We have a wealth of articles to help you get the answers you ...

Enhance your writing skills with our engaging capital letters and full stops worksheets! Perfect for students and teachers alike. Learn more and boost learning today!

[Back to Home](#)