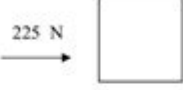







Calculating Net Force Worksheet Answer Key

Calculating Net Forces - Examples

Interpret each drawing of forces on the box. Calculate and write the resulting net force on the blank below the box (make sure to include the correct unit of measure). On the next blank, write the word balanced or unbalanced and circle the arrow for the direction of the resulting net force. See the examples below.

Examples:

<p>A.</p>  <p>225 N</p> <p>Net Force _____</p> <p>_____ → ←</p>	<p>B.</p>  <p>75 N</p> <p>Net Force _____</p> <p>_____ → ←</p>
<p>C.</p>  <p>50 N</p> <p>50 N</p> <p>100 N</p> <p>Net Force _____</p> <p>_____ → ←</p>	<p>D.</p>  <p>792 N</p> <p>632 N</p> <p>100 N</p> <p>400 N</p> <p>900 N</p> <p>Net Force _____</p> <p>_____ → ←</p>
<p>E.</p>  <p>550 N</p> <p>750 N</p> <p>250 N</p> <p>1563 N</p> <p>Net Force _____</p> <p>_____ → ←</p>	<p>F.</p>  <p>987,256 N</p> <p>993,267 N</p> <p>Net Force _____</p> <p>_____ → ←</p>

CALCULATING NET FORCE WORKSHEET ANSWER KEY IS AN ESSENTIAL RESOURCE FOR STUDENTS AND EDUCATORS IN THE REALM OF PHYSICS. UNDERSTANDING NET FORCE IS CRUCIAL FOR GRASPING THE FUNDAMENTAL PRINCIPLES OF MOTION, AS IT DETERMINES HOW OBJECTS BEHAVE WHEN MULTIPLE FORCES ACT UPON THEM. IN THIS ARTICLE, WE WILL EXPLORE THE CONCEPT OF NET FORCE, PROVIDE A DETAILED GUIDE ON HOW TO CALCULATE IT, AND OFFER INSIGHTS INTO USING A WORKSHEET EFFECTIVELY, INCLUDING AN ANSWER KEY TO FACILITATE LEARNING.

UNDERSTANDING NET FORCE

NET FORCE IS THE VECTOR SUM OF ALL THE FORCES ACTING ON AN OBJECT. IT IS CRUCIAL FOR UNDERSTANDING HOW FORCES INTERACT AND INFLUENCE THE MOTION OF OBJECTS. WHEN CALCULATING NET FORCE, IT IS IMPORTANT TO CONSIDER BOTH THE MAGNITUDE AND DIRECTION OF THE FORCES INVOLVED.

KEY CONCEPTS OF FORCES

1. FORCE: A PUSH OR PULL ON AN OBJECT, MEASURED IN NEWTONS (N).
2. DIRECTION: FORCES HAVE BOTH MAGNITUDE AND DIRECTION; THIS IS CRUCIAL WHEN DETERMINING THE NET FORCE.
3. BALANCED FORCES: WHEN THE NET FORCE IS ZERO. OBJECTS WILL REMAIN AT REST OR MOVE AT A CONSTANT VELOCITY.
4. UNBALANCED FORCES: WHEN THE NET FORCE IS NOT ZERO, RESULTING IN AN ACCELERATION OR CHANGE IN MOTION.

CALCULATING NET FORCE

TO CALCULATE NET FORCE, FOLLOW THESE STEPS:

STEP 1: IDENTIFY THE FORCES ACTING ON THE OBJECT

BEGIN BY DETERMINING ALL THE FORCES ACTING ON THE OBJECT. THESE FORCES CAN INCLUDE:

- GRAVITY
- FRICTION
- APPLIED FORCE
- NORMAL FORCE
- TENSION
- AIR RESISTANCE

STEP 2: DETERMINE THE DIRECTIONS OF EACH FORCE

NEXT, ASSESS THE DIRECTION OF EACH FORCE. FORCES ACTING IN THE SAME DIRECTION ARE ADDED, WHILE FORCES ACTING IN OPPOSITE DIRECTIONS ARE SUBTRACTED. FOR EXAMPLE:

- IF AN OBJECT IS PULLED TO THE RIGHT WITH A FORCE OF 10 N AND PUSHED TO THE LEFT WITH A FORCE OF 4 N, THE NET FORCE IS CALCULATED AS FOLLOWS:
- $\text{NET FORCE} = 10 \text{ N (RIGHT)} - 4 \text{ N (LEFT)} = 6 \text{ N (RIGHT)}$

STEP 3: CALCULATE THE NET FORCE

USE THE FOLLOWING FORMULA TO CALCULATE NET FORCE:

$$F_{\text{NET}} = \sum F$$

WHERE $\sum F$ REPRESENTS THE SUM OF ALL FORCES.

EXAMPLE PROBLEM

LET'S CONSIDER A SCENARIO WHERE MULTIPLE FORCES ARE ACTING ON A BOX:

- A FORCE OF 15 N TO THE RIGHT
- A FORCE OF 5 N TO THE LEFT
- A FORCE OF 3 N TO THE RIGHT

TO FIND THE NET FORCE:

1. ADD THE FORCES ACTING TO THE RIGHT:
- $15\text{ N} + 3\text{ N} = 18\text{ N}$ TO THE RIGHT
2. SUBTRACT THE FORCE ACTING TO THE LEFT:
- $18\text{ N (RIGHT)} - 5\text{ N (LEFT)} = 13\text{ N (RIGHT)}$

THUS, THE NET FORCE ACTING ON THE BOX IS 13 N TO THE RIGHT.

USING A CALCULATING NET FORCE WORKSHEET

A CALCULATING NET FORCE WORKSHEET IS AN EXCELLENT TOOL FOR STUDENTS TO PRACTICE AND REINFORCE THEIR UNDERSTANDING OF NET FORCE. THESE WORKSHEETS TYPICALLY CONTAIN VARIOUS SCENARIOS THAT REQUIRE STUDENTS TO IDENTIFY, CALCULATE, AND ANALYZE FORCES.

COMPONENTS OF A CALCULATING NET FORCE WORKSHEET

1. FORCE DIAGRAMS: VISUAL REPRESENTATIONS OF THE FORCES ACTING ON AN OBJECT, HELPING STUDENTS VISUALIZE THE PROBLEM.
2. PROBLEM SCENARIOS: DIVERSE SITUATIONS THAT CHALLENGE STUDENTS TO THINK CRITICALLY ABOUT HOW FORCES INTERACT.
3. CALCULATION SECTIONS: SPACES FOR STUDENTS TO SHOW THEIR WORK AND CALCULATIONS, REINFORCING THE LEARNING PROCESS.

BENEFITS OF USING A WORKSHEET

- PRACTICE: WORKSHEETS PROVIDE AMPLE OPPORTUNITIES FOR STUDENTS TO PRACTICE CALCULATIONS IN A STRUCTURED MANNER.
- FEEDBACK: AN ANSWER KEY ALLOWS STUDENTS TO CHECK THEIR WORK AND UNDERSTAND ANY MISTAKES.
- SKILL DEVELOPMENT: WORKING THROUGH VARIOUS PROBLEMS HELPS SOLIDIFY THE CONCEPT OF NET FORCE AND PREPARES STUDENTS FOR MORE ADVANCED PHYSICS TOPICS.

ANSWER KEY FOR CALCULATING NET FORCE WORKSHEETS

AN ANSWER KEY IS A CRUCIAL COMPONENT OF A CALCULATING NET FORCE WORKSHEET, AS IT HELPS STUDENTS VERIFY THEIR ANSWERS AND UNDERSTAND THE REASONING BEHIND THEM. HERE ARE SOME COMMON TYPES OF PROBLEMS YOU MIGHT FIND ON SUCH WORKSHEETS, ALONG WITH THEIR ANSWERS:

SAMPLE PROBLEMS AND ANSWERS

1. PROBLEM 1: A 10 N FORCE TO THE RIGHT AND A 4 N FORCE TO THE LEFT. WHAT IS THE NET FORCE?
- ANSWER: 6 N TO THE RIGHT.
2. PROBLEM 2: A BOX IS PUSHED WITH A 20 N FORCE TO THE RIGHT AND EXPERIENCES 8 N OF FRICTION TO THE LEFT. CALCULATE THE NET FORCE.
- ANSWER: 12 N TO THE RIGHT.
3. PROBLEM 3: AN OBJECT HAS A GRAVITATIONAL FORCE OF 50 N DOWNWARD AND A NORMAL FORCE OF 50 N UPWARD. WHAT IS THE NET FORCE?
- ANSWER: 0 N (BALANCED FORCES).

4. PROBLEM 4: A 15 N FORCE IS APPLIED UPWARD, AND A 10 N FORCE ACTS DOWNWARD. WHAT IS THE NET FORCE?
- ANSWER: 5 N UPWARD.

TIPS FOR EDUCATORS

- PROVIDE CLEAR INSTRUCTIONS: ENSURE STUDENTS UNDERSTAND HOW TO APPROACH EACH PROBLEM.
- ENCOURAGE GROUP WORK: ALLOW STUDENTS TO COLLABORATE AND DISCUSS THEIR THOUGHT PROCESSES.
- USE REAL-WORLD EXAMPLES: RELATE PROBLEMS TO EVERYDAY SCENARIOS TO ENHANCE UNDERSTANDING AND ENGAGEMENT.

CONCLUSION

IN SUMMARY, UNDERSTANDING HOW TO CALCULATE NET FORCE IS FUNDAMENTAL IN THE STUDY OF PHYSICS. UTILIZING A CALCULATING NET FORCE WORKSHEET ANSWER KEY NOT ONLY AIDS STUDENTS IN PRACTICING THEIR SKILLS BUT ALSO FOSTERS A DEEPER COMPREHENSION OF HOW FORCES INTERACT IN THE PHYSICAL WORLD. BY MASTERING THESE CONCEPTS, STUDENTS WILL BE BETTER EQUIPPED TO TACKLE MORE COMPLEX PHYSICS TOPICS AND APPLY THEIR KNOWLEDGE TO REAL-WORLD SITUATIONS.

FREQUENTLY ASKED QUESTIONS

WHAT IS A NET FORCE WORKSHEET?

A NET FORCE WORKSHEET IS AN EDUCATIONAL RESOURCE DESIGNED TO HELP STUDENTS PRACTICE CALCULATING THE NET FORCE ACTING ON AN OBJECT BASED ON VARIOUS FORCES APPLIED TO IT.

HOW DO YOU CALCULATE NET FORCE?

TO CALCULATE NET FORCE, YOU SUM ALL THE FORCES ACTING ON AN OBJECT, TAKING INTO ACCOUNT THEIR DIRECTION. FORCES IN THE SAME DIRECTION ARE ADDED, WHILE FORCES IN OPPOSITE DIRECTIONS ARE SUBTRACTED.

WHAT UNITS ARE USED FOR MEASURING FORCE IN A NET FORCE WORKSHEET?

FORCE IS MEASURED IN NEWTONS (N) IN THE INTERNATIONAL SYSTEM OF UNITS (SI).

WHY IS UNDERSTANDING NET FORCE IMPORTANT IN PHYSICS?

UNDERSTANDING NET FORCE IS CRUCIAL AS IT DETERMINES THE ACCELERATION OF AN OBJECT ACCORDING TO NEWTON'S SECOND LAW OF MOTION, WHICH STATES THAT FORCE EQUALS MASS TIMES ACCELERATION ($F=ma$).

CAN A NET FORCE BE ZERO? IF SO, WHAT DOES IT MEAN?

YES, A NET FORCE CAN BE ZERO, WHICH MEANS THAT ALL THE FORCES ACTING ON AN OBJECT ARE BALANCED. THIS RESULTS IN A STATE OF EQUILIBRIUM WHERE THE OBJECT REMAINS AT REST OR CONTINUES TO MOVE AT A CONSTANT VELOCITY.

WHAT COMMON MISTAKES SHOULD STUDENTS AVOID WHEN CALCULATING NET FORCE?

COMMON MISTAKES INCLUDE FORGETTING TO CONSIDER THE DIRECTION OF FORCES, INCORRECTLY ADDING OR SUBTRACTING FORCES, AND NOT ACCOUNTING FOR ALL FORCES ACTING ON THE OBJECT.

WHERE CAN I FIND ANSWER KEYS FOR NET FORCE WORKSHEETS?

ANSWER KEYS FOR NET FORCE WORKSHEETS CAN OFTEN BE FOUND IN TEACHER RESOURCES, ONLINE EDUCATIONAL PLATFORMS,

Netflix es el líder servicio de suscripción para disfrutar películas y series.

About Netflix - Inicio

Sea cual sea tu gusto o tu estado de ánimo, Netflix tiene series, películas y juegos que te encantarán. Disfruta de entretenimiento único, del que todo el mundo habla.

Qué veo en Netflix: las mejores películas y series para disfrutar el ...

3 days ago · La plataforma de streaming ya preparó su ranking de las entregas más vistas en Argentina para que puedas disfrutarlas en las próximas 48 horas

Netflix

Disfruta de Netflix, películas y series en streaming en tu smart TV, consola, PC, Mac, móvil, tableta y más dispositivos.

Unlock your understanding of physics with our comprehensive calculating net force worksheet answer key. Discover how to master net force calculations today!

[Back to Home](#)