









# Calculating Net Force Worksheet Answers Key

## Calculating Net Forces

Interpret each drawing of forces on the box. Calculate and write the resulting net force on the blank below the box (make sure to include the correct unit of measure). On the next blank, write the word balanced or unbalanced and circle the arrow for the direction of the resulting net force.

<p>1.</p>  <p>Net Force _____</p> <p>_____ → ←</p>	<p>2.</p>  <p>Net Force _____</p> <p>_____ → ←</p>
<p>3.</p>  <p>Net Force _____</p> <p>_____ → ←</p>	<p>4.</p>  <p>Net Force _____</p> <p>_____ → ←</p>
<p>5.</p>  <p>Net Force _____</p> <p>_____ → ←</p>	<p>6.</p>  <p>Net Force _____</p> <p>_____ → ←</p>
<p>7.</p>  <p>Net Force _____</p> <p>_____ → ←</p>	<p>8.</p>  <p>Net Force _____</p> <p>_____ → ←</p>

**Calculating net force worksheet answers key** is an essential tool for students and educators involved in physics. Understanding net force is critical for grasping the principles of motion, as it lays the foundation for more complex topics in mechanics. This article will delve into the significance of net force, provide examples of how to calculate it, and guide you through interpreting worksheet answers effectively.

## What is Net Force?

Net force refers to the total force acting on an object when all individual forces are combined. It determines the object's acceleration according to Newton's Second Law of Motion, which states that \(\mathbf{F} = m\mathbf{a}\), where  $\mathbf{F}$  is the net force,  $m$  is the mass, and  $\mathbf{a}$  is the acceleration.

$F = ma$  (Force equals mass times acceleration). The net force can be calculated by considering both the magnitude and direction of all forces acting on the object.

## Understanding Forces

To calculate net force accurately, one must first understand the different types of forces involved. Here are some common forces you might encounter:

- **Gravity:** The force that attracts an object toward the center of the Earth or any other celestial body.
- **Friction:** The force that opposes the motion of an object sliding against a surface.
- **Applied Force:** The force that is applied to an object by a person or another object.
- **Tension:** The force transmitted through a string, rope, or cable when it is pulled tight.
- **Normal Force:** The force exerted by a surface to support the weight of an object resting on it.

## Calculating Net Force

To find the net force acting on an object, follow these steps:

### Step 1: Identify All Forces

Begin by identifying all the forces acting on the object. Consider both magnitude and direction, as forces are vector quantities.

### Step 2: Determine the Direction

Assign a positive direction for your calculations. It is common to choose rightward or upward as positive and leftward or downward as negative.

### Step 3: Sum All Forces

Add the forces acting in the positive direction and subtract the forces acting in the negative direction. The formula can be expressed as:

$\Sigma F = ma$

$$F_{\text{net}} = F_1 + F_2 + F_3 + \dots - F_{\text{negatives}}$$

## Step 4: Interpret the Result

If the net force is greater than zero, the object will accelerate in the direction of the net force. If the net force equals zero, the object will remain in its current state of motion, whether at rest or moving at a constant velocity.

## Examples of Calculating Net Force

To better understand how to calculate net force, let's look at some examples.

### Example 1: Forces Acting in the Same Direction

Suppose a child pushes a toy car with a force of 10 N (Newtons) to the right while another child pushes the same car with a force of 5 N to the right.

- Identifying Forces:

- Force 1 ( $F_1$ ) = 10 N (right)

- Force 2 ( $F_2$ ) = 5 N (right)

- Calculating Net Force:

$$F_{\text{net}} = F_1 + F_2 = 10 \text{ N} + 5 \text{ N} = 15 \text{ N}, (\text{right})$$

The net force acting on the toy car is 15 N to the right.

### Example 2: Forces Acting in Opposite Directions

Now consider a scenario where a box is being pulled to the right with a force of 20 N while a frictional force of 5 N opposes the motion to the left.

- Identifying Forces:

- Force 1 ( $F_1$ ) = 20 N (right)

- Force 2 ( $F_2$ ) = 5 N (left)

- Calculating Net Force:

$$F_{\text{net}} = F_1 - F_2 = 20 \text{ N} - 5 \text{ N} = 15 \text{ N}, (\text{right})$$

The net force acting on the box is 15 N to the right.

### Example 3: Balanced Forces

If a book rests on a table, the gravitational force acting downward is 10 N, and the normal force exerted by the table acting upward is also 10 N.

- Identifying Forces:

- Force 1 ( $F_1$ ) = 10 N (downward)

- Force 2 ( $F_2$ ) = 10 N (upward)

- Calculating Net Force:

$$F_{\text{net}} = F_1 - F_2 = 10 \text{ N} - 10 \text{ N} = 0 \text{ N}$$

Since the net force is zero, the book remains at rest.

## Using a Calculating Net Force Worksheet

Worksheets are a useful way for students to practice their skills in calculating net force. They typically contain problems with various scenarios, requiring students to identify and sum forces.

### Example Problems

A typical worksheet may include problems like:

1. A 5 kg box is pushed with a force of 30 N to the right and experiences a 10 N frictional force to the left. What is the net force?
2. A 10 N weight is hanging from a rope, and the tension in the rope is 10 N upward. What is the net force acting on the weight?
3. A car experiences a forward thrust of 200 N and a backward force of 50 N due to friction. Calculate the net force.

### Answer Key Insights

When reviewing the answers, students should look for:

- Correct identification of forces.
- Appropriate use of positive and negative signs.
- Proper summation of forces to find the net force.

Having an answer key handy allows students to check their calculations and understand where they

may have gone wrong.

## Conclusion

In conclusion, understanding how to calculate net force is vital for students studying physics. The calculating net force worksheet answers key serves as a valuable resource for both learning and teaching. By mastering these concepts, students will be well-prepared to tackle more advanced topics in physics and apply their knowledge to real-world situations. Whether working through problems individually or collaborating in groups, the practice will enhance their comprehension and confidence in physics.

## Frequently Asked Questions

### What is a net force and why is it important in physics?

Net force is the vector sum of all the forces acting on an object. It determines the object's acceleration and motion, making it a fundamental concept in physics.

### How do you calculate net force when multiple forces are acting in the same direction?

To calculate net force when multiple forces act in the same direction, simply add their magnitudes together:  $\text{Net Force} = F_1 + F_2 + \dots + F_n$ .

### What is the formula for calculating net force when forces are acting in opposite directions?

When forces act in opposite directions, the net force is the difference between the magnitudes of the forces:  $\text{Net Force} = |F_1 - F_2|$ .

### What does it mean if the net force on an object is zero?

If the net force on an object is zero, it means the object is in equilibrium. It may either be at rest or moving at a constant velocity.

### How do frictional forces affect net force calculations?

Frictional forces oppose motion, so they should be subtracted from the applied forces when calculating net force:  $\text{Net Force} = \text{Applied Force} - \text{Frictional Force}$ .

### What type of problems can a 'calculating net force worksheet' help students practice?

A calculating net force worksheet can help students practice problems involving multiple forces, different directions, and equilibrium scenarios to reinforce their understanding of net force.

## What are common mistakes students make when calculating net force?

Common mistakes include forgetting to consider the direction of forces, not correctly combining forces that act in the same or opposite directions, and miscalculating frictional effects.

## How can visual aids like free-body diagrams assist in finding net force?

Free-body diagrams help visualize all the forces acting on an object, making it easier to calculate net force by clearly showing the direction and magnitude of each force.

## Are there any online resources for practicing net force calculations?

Yes, there are many online platforms, such as educational websites and physics simulation tools, that offer practice problems and worksheets for calculating net force.

Find other PDF article:

<https://soc.up.edu.ph/04-ink/Book?ID=eJx63-4407&title=aetna-small-business-plans.pdf>

## Calculating Net Force Worksheet Answers Key

spotify 2025? -

Feb 16, 2025 · OK Spotify 14 APP ...

2025 -

spotify 20 100 g 5 app g ...

Spotify Spotify -

Spotify Spotify Spotify Spotify Spotify ...

spotify? -

spotify 3 TB ...

Spotify -

Spotify 1 Spotify App 2 Spotify Billboard ...

spotify? -

1 spotify 8.7 2 spotify 3 spotify

.....

### Spotify.....? -

Spotify Premium.....1.....2.....3.....4.....5.....6.....  
.....Spotify Premium.....

### spotify..... -

.....Spotify..... Premium.....= .....→  
.....

### .....Spotify.....? -

.....Spotify.....  
.....

Spotify ..... Accesspoint:17 ..... -

Aug 3, 2021 · Spotify ..... wrong country settings Accesspoint:17 .....

### Cheap Used Cars Under \$1,000 for Sale Near Me - CARFAX

Find the best used car under \$1,000 near you. Every used car for sale comes with a free CARFAX Report. We have 24 used cars under \$1,000 for sale that are reported accident free, 5 1-Owner ...

### Used Cars Under \$3,000 for Sale in Philadelphia, PA - Edmunds

Save up to \$2,964 on one of 156 used cars for sale in Philadelphia, PA. Find your perfect car with Edmunds expert reviews, car comparisons, and pricing tools.

### **Used Cars for Sale Near Me - CarGurus**

Search used car listings to find the best deals. Use the best tools & resources to help with your purchase. We analyze millions of used cars daily.

### **Used Cars for Sale by Private Owner Under \$1,000 Near Me - Autotrader**

Test drive Used Cars at home from the top dealers in your area. Search from 49 Used cars for sale, including a 1997 Buick Le Sabre Custom, a 1997 Ford Taurus GL, and a 1997 Lexus LS ...

### Cheap cars for sale near me

Find the best deals on cheap cars for sale on Cars.com. Research, browse, save and share from 10000 cheap vehicles nationwide.

### **Cheap Cars for Sale Near Me - TrueCar**

Search over 5,273 used Cars priced under \$5,000. TrueCar has over 752,634 listings nationwide, updated daily. Come find a great deal on used Cars in your area today!

### Get the Best Deals on Used Cars For Sale Near Me - Edmunds

Get the best prices on great used cars, trucks and SUVs for sale near you with Edmunds. We have over 5 million cheap used and certified pre-owned (CPO) vehicles in our database and ...

### **How to find a good used car for under \$20,000 - WCPO 9 News**

Jul 11, 2025 · Finding a good, low mileage used car is getting tougher and tougher, and a cheap used car can turn into a nightmare of repair bills. How you can still find a good used vehicle.

### **Used Cars for Sale | with Free CARFAX**

A FREE CARFAX report comes with every used car and truck for sale on Carfax.com. Start your

search for 1-owner and accident-free cars to get a great deal.

*Cars for Sale - Used Cars, New Cars, SUVs, and Trucks - Autotrader*

Explore new and used cars, trucks and SUVs with confidence. Autotrader is the one-stop shop for everything you need in your car buying experience including expert advice, instant cash offers, ...

Unlock the secrets of physics with our calculating net force worksheet answers key! Get clear solutions and enhance your understanding. Learn more now!

[Back to Home](#)