

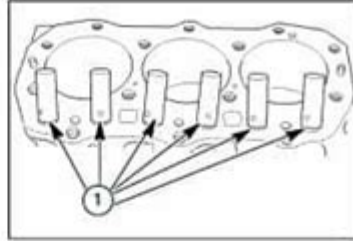
Case D40 Tractor Fuses Manual

SECTION 10 - ENGINE - CHAPTER 1

VALVE TAPPET

Removal

Remove the valve tappets, 1, from the machined bore in the cylinder block.

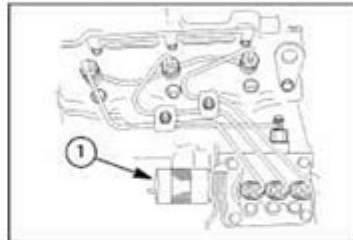


92

FUEL SHUTOFF SOLENOID

Removal

Remove the wire connector and unscrew the fuel shutoff solenoid, 1.

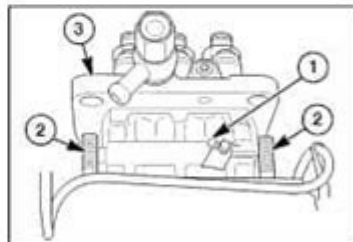


93

ENGINE TIMING GEAR COVER, TIMING GEARS AND CAM SHAFT

Timing Gear Cover Removal

1. Drain the engine crankcase oil.
2. Remove the crankshaft pulley.
3. Loosen the four injection pump mounting bolts, 2, and raise the injection pump, 3, enough to remove the spring pin, 1, and separate the governor link from the control rack. Remove the injection pump.



94

10-57

Case D40 Tractor Fuses Manual is an essential guide for owners and operators of the Case D40 tractor, which has gained popularity for its efficiency and reliability in agricultural settings. Understanding the fuse system of this tractor can help prevent electrical failures, improve performance, and ensure safety during operation. This article will delve into the intricacies of the Case D40 tractor's fuse system, including fuse types, locations, troubleshooting tips, and maintenance advice.

Understanding the Electrical System of the Case D40 Tractor

The electrical system of the Case D40 tractor is crucial for its operation. It comprises various components that work together to power the tractor's systems, including lights, ignition, and hydraulic controls. One of the vital elements of this system is the fuses, which protect these components from overloads and shorts.

What are Fuses?

Fuses are safety devices that interrupt the electrical circuit when the current exceeds a certain threshold. They are designed to prevent damage to electrical components and wiring, ensuring that the tractor functions optimally.

Importance of Fuses in Tractors

- **Protection:** Fuses protect sensitive components from damage due to overcurrent situations.
- **Safety:** They reduce the risk of fire hazards caused by electrical faults.
- **Maintenance:** Regularly checking fuses can help in early detection of electrical issues, reducing downtime.

Types of Fuses Used in the Case D40 Tractor

The Case D40 tractor utilizes several types of fuses, each serving a specific purpose within the electrical system. Understanding these types can aid in effective troubleshooting and replacement.

Common Fuse Types

1. **Blade Fuses:** These are the most common type of fuses found in modern tractors. They are easy to identify and replace, featuring a plastic body with two metal prongs.
2. **Glass Tube Fuses:** Less common in newer models, these fuses are cylindrical and encased in glass. They are more fragile and require careful handling.
3. **Circuit Breakers:** While not a fuse per se, circuit breakers serve a similar function by resetting after a fault rather than needing replacement.

Fuse Ratings

Fuses come in various amperage ratings, typically ranging from 5A to 30A in tractors like the Case D40. It's vital to use the correct fuse rating to

ensure proper protection for the electrical system:

- 5A - Generally used for low-power accessories such as lights.
- 10A - Commonly used for ignition circuits and small motors.
- 15A - Suitable for larger motors and some hydraulic systems.
- 20A and above - Used for high-power accessories like hydraulic pumps.

Locating the Fuses in the Case D40 Tractor

Finding the fuse box in the Case D40 tractor is crucial for performing maintenance and troubleshooting. The fuse box is typically located in one of the following areas:

1. Under the Dashboard: This is the most common location, providing easy access to the operator.
2. Near the Battery: Some models may have a fuse box situated close to the battery, making it easier to manage power distribution.
3. In the Engine Compartment: Occasionally, fuses may be located within the engine area, but this requires more caution to access.

Accessing the Fuse Box

To access the fuse box:

- Turn Off the Engine: Always ensure the tractor is turned off to avoid electrical shock.
- Remove the Cover: Depending on the model, this may involve unscrewing or unclipping the cover.
- Inspect the Fuses: Check each fuse for signs of damage, such as a broken filament or discoloration.

Common Electrical Problems and Troubleshooting Tips

Electrical issues in the Case D40 tractor can often be traced back to blown fuses. Recognizing symptoms and taking appropriate action can minimize downtime.

Common Symptoms of Blown Fuses

- Lights Not Working: If the headlights or taillights fail, a blown fuse could be the culprit.

- **Electrical Accessories Malfunctioning:** Problems with radios, GPS units, or other electrical accessories may indicate a fuse issue.
- **Engine Won't Start:** If the ignition circuit fuse is blown, the engine may not start.

Troubleshooting Steps

1. **Check the Fuses:** Begin by visually inspecting the fuses for any signs of damage.
2. **Replace Blown Fuses:** If any fuses are found to be blown, replace them with fuses of the same rating.
3. **Test Electrical Systems:** After replacement, check if the affected systems are operational.
4. **Seek Professional Help:** If issues persist, it may be necessary to consult a professional technician for further diagnosis.

Maintaining the Fuse System

Proper maintenance of the fuse system is crucial for the longevity of the electrical components in the Case D40 tractor. Here are some tips to keep the system in good working condition.

Regular Inspection

- **Frequency:** Inspect fuses every few months, especially if the tractor is used frequently.
- **Signs of Wear:** Look for corrosion, rust, or physical damage to the fuses and fuse box.

Cleaning the Fuse Box

- **Dust and Debris:** Clean the fuse box area to prevent dust and debris from causing short circuits.
- **Use Appropriate Cleaners:** Use electrical contact cleaner to wipe down terminals and connections.

Replacing Fuses Carefully

- **Turn Off Power:** Always ensure the tractor is powered down before replacing fuses.
- **Use Correct Fuses:** Always replace fuses with the same type and rating to

avoid further electrical issues.

Conclusion

In conclusion, the Case D40 tractor fuses manual is an indispensable resource for understanding and maintaining the electrical system of this agricultural machine. Familiarity with the types of fuses, their locations, troubleshooting methods, and proper maintenance practices can help ensure that your Case D40 tractor continues to operate efficiently and safely. By being proactive in monitoring the electrical system, operators can prevent costly repairs and downtime, thus maximizing productivity on the farm. Regular checks and a thorough understanding of the fuse system will ultimately contribute to the tractor's longevity and reliability in the field.

Frequently Asked Questions

What is the purpose of the fuses in a Case D40 tractor?

The fuses in a Case D40 tractor protect the electrical circuits from overcurrent, preventing damage to the components and ensuring safe operation.

Where can I find the fuse box location in a Case D40 tractor?

The fuse box in a Case D40 tractor is typically located under the dashboard or near the operator's seat. Refer to the owner's manual for exact placement.

How do I identify a blown fuse in my Case D40 tractor?

A blown fuse can often be identified by a broken wire inside the fuse or discoloration. You can also use a multimeter to test continuity.

What are the common fuse ratings used in a Case D40 tractor?

Common fuse ratings in a Case D40 tractor include 5A, 10A, 15A, and 20A, depending on the specific electrical component they protect.

Can I replace a blown fuse in my Case D40 tractor

with a higher amperage fuse?

No, you should not replace a blown fuse with a higher amperage fuse as it can lead to overheating and damage to the electrical system. Always use the correct fuse rating.

Is there a specific manual for the Case D40 tractor fuses?

Yes, the Case D40 tractor service manual includes detailed information about the fuse specifications, locations, and replacement procedures.

What should I do if replacing a fuse in my Case D40 tractor doesn't resolve the issue?

If replacing the fuse does not resolve the issue, it may indicate a more significant electrical problem. It is advisable to consult a professional mechanic or the service manual for troubleshooting steps.

Find other PDF article:

<https://soc.up.edu.ph/05-pen/pdf?dataid=TpI05-9764&title=americas-prisoner-the-memoirs-of-manuel-noriega.pdf>

Case D40 Tractor Fuses Manual

Tracteurs - Case IH

Case IH propose une gamme complète de tracteurs pour toutes les utilisations. Découvrez tous les tracteurs.

Traktoren & landwirtschaftliche Geräte | Case IH

Besuchen Sie die Website von Case IH und entdecken Sie alle unsere Produkte: Traktoren, Erntemaschinen, Ballenpressen, Lader und vieles mehr.

Ciągniki i sprzęt rolniczy | CASE IH

Odwiedź stronę internetową Case IH i odkryj wszystkie nasze produkty: ciągniki, sprzęt żniwny, prasy, ładowarki i wiele innych.

Harvesting, Planting, & Farming Equipment - Canada | Case IH

Case IH is a global leader in agriculture and farm equipment. Compare tractors, planting, harvesting, and many other products on CASE IH website.

CASE IH - Choose your market

Explore Case IH's global website to choose your country and discover agricultural machinery, equipment, and services tailored to your needs.

Tractoren - Case IH

De Case IH Quantum-tractoren van 80-120 pk krijgen in 2025 nieuwe functies die extra mogelijkheden en prestaties bieden voor deze gespecialiseerde modellen. De upgrades zijn ook ...

Case IH Brasil | Máquinas Agrícolas e Tecnologia para o Campo

Explore a Case IH Brasil, líder em máquinas agrícolas. Descubra tratores, colheitadeiras, pulverizadores, plantadeiras e mais, com tecnologia de ponta para aumentar sua produtividade. ...

Harvesting, Planting, & Farming Equipment | Case IH

Case IH is a global leader in agriculture and farm equipment. Compare tractors, planting, harvesting, and many other products on CASE IH website.

Genuine Parts | Parts & Services | Case IH

With the range of Genuine Parts, Case IH is committed to optimizing your performance: batteries, belts, bearings, engine air filters, fuel filters, seat covers & floor mats and much more.

Tractors & Farm Equipment | CASE IH

Visit Case IH website and discover all our products: Tractors, Harvesting equipment, Baler, Loaders and much more.

Tracteurs - Case IH

Case IH propose une gamme complète de tracteurs pour toutes les utilisations. Découvrez tous les tracteurs.

Traktoren & landwirtschaftliche Geräte | Case IH

Besuchen Sie die Website von Case IH und entdecken Sie alle unsere Produkte: Traktoren, Erntemaschinen, Ballenpressen, Lader und vieles mehr.

Ciągniki i sprzęt rolniczy | CASE IH

Odwiedź stronę internetową Case IH i odkryj wszystkie nasze produkty: ciągniki, sprzęt zniwny, prasy, ładowarki i wiele innych.

Harvesting, Planting, & Farming Equipment - Canada | Case IH

Case IH is a global leader in agriculture and farm equipment. Compare tractors, planting, harvesting, and many other products on CASE IH website.

CASE IH - Choose your market

Explore Case IH's global website to choose your country and discover agricultural machinery, equipment, and services tailored to your needs.

Tractoren - Case IH

De Case IH Quantum-tractoren van 80-120 pk krijgen in 2025 nieuwe functies die extra mogelijkheden en prestaties bieden voor deze gespecialiseerde modellen. De upgrades zijn ...

Case IH Brasil | Máquinas Agrícolas e Tecnologia para o Campo

Explore a Case IH Brasil, líder em máquinas agrícolas. Descubra tratores, colheitadeiras, pulverizadores, plantadeiras e mais, com tecnologia de ponta para aumentar sua ...

Harvesting, Planting, & Farming Equipment | Case IH

Case IH is a global leader in agriculture and farm equipment. Compare tractors, planting, harvesting, and many other products on CASE IH website.

Genuine Parts | Parts & Services | Case IH

With the range of Genuine Parts, Case IH is committed to optimizing your performance: batteries, belts, bearings, engine air filters, fuel filters, seat covers & floor mats and much more.

Tractors & Farm Equipment | CASE IH

Visit Case IH website and discover all our products: Tractors, Harvesting equipment, Baler, Loaders and much more.

Find the complete Case D40 tractor fuses manual here! Troubleshoot electrical issues effectively and keep your tractor running smoothly. Learn more!

[Back to Home](#)