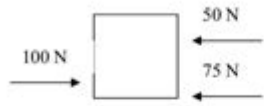

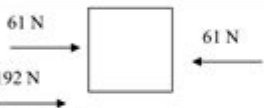
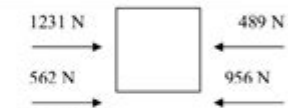



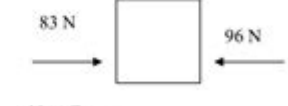


Calculating Net Force Worksheet

Calculating Net Forces

Interpret each drawing of forces on the box. Calculate and write the resulting net force on the blank below the box (make sure to include the correct unit of measure). On the next blank, write the word balanced or unbalanced and circle the arrow for the direction of the resulting net force.

1.  Net Force _____ _____ → ←	2.  Net Force _____ _____ → ←
3.  Net Force _____ _____ → ←	4.  Net Force _____ _____ → ←
5.  Net Force _____ _____ → ←	6.  Net Force _____ _____ → ←
7.  Net Force _____ _____ → ←	8.  Net Force _____ _____ → ←

Calculating net force worksheet is an essential tool for students and educators alike, as it enables a comprehensive understanding of the fundamental concepts of physics. The net force is the vector sum of all forces acting on an object, and mastering this concept is crucial for solving various physics problems. In this article, we will explore the significance of calculating net force, provide a detailed guide on how to create a worksheet, and offer tips for effective learning and teaching.

Understanding Net Force

Net force is a vector quantity that represents the overall force acting on an object. It is determined by combining all individual forces, taking into

account their magnitudes and directions. Understanding net force is vital for analyzing motion, predicting outcomes in physical systems, and applying Newton's laws of motion.

Key Concepts Related to Net Force

1. Force: A push or pull acting upon an object. Measured in Newtons (N).
2. Vector Quantity: A quantity that has both magnitude and direction.
3. Newton's First Law of Motion: An object at rest stays at rest, and an object in motion stays in motion unless acted upon by a net external force.
4. Balanced Forces: When the total net force is zero, resulting in no change in motion.
5. Unbalanced Forces: When the total net force is not zero, causing the object to accelerate.

Creating a Calculating Net Force Worksheet

Creating a worksheet for calculating net force can be a fun and educational process. Here's a step-by-step guide to help you design an effective worksheet.

Step 1: Define the Objectives

Before creating the worksheet, it's essential to define the learning objectives. Consider the following goals:

- Understand the concept of net force and its significance.
- Learn to identify individual forces acting on an object.
- Calculate the net force using vector addition.
- Apply Newton's laws to real-world scenarios.

Step 2: Choose the Format

Decide if the worksheet will be a printed document, a digital file, or an interactive online tool. Each format has its benefits, so consider the needs of your students.

Step 3: Include Clear Instructions

Provide clear and concise instructions to guide students. Here's an example of how to instruct students:

- Read each problem carefully.
- Identify all forces acting on the object.
- Determine the direction of each force.
- Use vector addition to calculate the net force.

Step 4: Provide Practice Problems

Include a variety of problems that require students to calculate net force. Here are some examples:

- Problem 1: A 10 N force is applied to the right, and a 5 N force is applied to the left. What is the net force?
- Problem 2: An object experiences a 15 N force upward and a 10 N force downward. Calculate the net force.
- Problem 3: Two forces of 20 N and 30 N are acting at an angle of 90 degrees. Calculate the net force using the Pythagorean theorem.
- Problem 4: A 50 N force pulls to the east, while a 20 N force pulls to the north. What is the magnitude and direction of the net force?

Step 5: Include Answer Keys

Providing an answer key is essential for self-assessment. Here are the solutions to the problems listed above:

1. Net Force = 10 N - 5 N = 5 N to the right.
2. Net Force = 15 N - 10 N = 5 N upward.
3. Net Force = $\sqrt{(20^2 + 30^2)}$ = 36.06 N at 90 degrees.
4. Net Force = $\sqrt{(50^2 + 20^2)}$ = 53.85 N at a direction calculated using trigonometry.

Teaching Tips for Calculating Net Force

When teaching students how to calculate net force, consider the following tips:

Use Visual Aids

Visual aids such as diagrams and free-body force diagrams can help students visualize forces acting on an object. Encourage students to draw diagrams for each problem, clearly indicating the direction and magnitude of each force.

Encourage Group Work

Group activities can foster collaboration and enhance learning. Assign students to work in pairs or small groups to solve problems together. This approach encourages discussion and allows students to learn from one another.

Relate to Real-World Scenarios

Connecting physics concepts to real-life situations can make learning more engaging. Use examples such as cars accelerating, people pushing objects, or sports activities to illustrate net force in action.

Incorporate Technology

Utilizing educational technology can enhance the learning experience. Consider using simulations or interactive apps that allow students to experiment with forces and see real-time changes in motion.

Conclusion

In summary, a calculating net force worksheet is a valuable resource for both teachers and students. It not only provides practice in understanding and applying the concept of net force but also encourages critical thinking and problem-solving skills. By following the steps outlined in this article, educators can create an effective worksheet that promotes learning and mastery of this essential physics concept. Whether in the classroom or at home, mastering net force will prepare students for more advanced topics in physics and enhance their overall scientific literacy.

Frequently Asked Questions

What is a net force worksheet?

A net force worksheet is an educational resource designed to help students practice calculating the net force acting on an object by considering all the forces applied to it.

How do you calculate net force?

To calculate net force, you add up all the forces acting on an object, taking into account their directions. If forces are in the same direction, you add them; if they are in opposite directions, you subtract the smaller force from the larger one.

What units are used for measuring net force?

Net force is measured in newtons (N), which is the standard unit of force in the International System of Units (SI).

Why is it important to understand net force?

Understanding net force is crucial because it determines the motion of an object. A net force of zero indicates that an object is in equilibrium, while a non-zero net force results in acceleration according to Newton's second law.

What concepts are typically covered in a net force worksheet?

A net force worksheet usually covers concepts such as vector addition, the difference between balanced and unbalanced forces, and practical examples involving real-world scenarios.

Can net force worksheets help with exam preparation?

Yes, net force worksheets can be very helpful for exam preparation as they provide practice problems and reinforce understanding of force concepts, which are often tested in physics courses.

What are some common mistakes when calculating net force?

Common mistakes include forgetting to consider the direction of forces, miscalculating the magnitudes of forces, and failing to correctly apply the principles of vector addition.

Where can I find net force worksheets for practice?

Net force worksheets can be found in educational textbooks, online educational platforms, and teacher resources websites, often available for free or as downloadable content.

Find other PDF article:

<https://soc.up.edu.ph/36-tag/files?ID=HcY27-4135&title=laboratory-guide-to-meteorology-lab-10-answers.pdf>

[Calculating Net Force Worksheet](#)

Gmail - Email from Google

Gmail is email that's intuitive, efficient, and useful. 15 GB of storage, less spam, and mobile access.

Gmail - Google Accounts

Gmail is email that's intuitive, efficient, and useful. 15 GB of storage, less spam, and mobile access.

Sign in - Google Accounts

Not your computer? Use a private browsing window to sign in. Learn more about using Guest mode

Sign in to Gmail

To open Gmail, you can sign in from a computer or add your account to the Gmail app on your phone or tablet. Once you're signed in, open your inbox to check your mail.

Sign in to Gmail - Computer - Gmail Help - Google Help

To open Gmail, you can sign in from a computer or add your account to the Gmail app on your phone or tablet. Once you're signed in, open your inbox to check your mail.

Gmail: Private and secure email at no cost | Google Workspace

Discover how Gmail keeps your account & emails encrypted, private and under your control with the largest secure email service in the world.

Signing in to Google

Set how you sign in to Google apps and services. You can choose to sign in with a password or add 2-Step Verification, which sends a security code to your phone as an ...

Gmail: el correo electrónico de Google

La sencillez y facilidad de Gmail en todo tipo de dispositivos. Organiza tu vida con la bandeja de entrada de Gmail, que clasifica tus mensajes por tipos. Además, habla con amigos en una ...

Create a Gmail account - Google Help

To sign up for Gmail, create a Google Account. You can use the username and password to sign in to Gmail and other Google products like YouTube, Google Play, and Google Drive.

Sign in - Google Accounts

Not your computer? Use a private browsing window to sign in. Learn more about using Guest mode

YouTube

Disfruta los videos y la música que te encantan, sube contenido original y compártelo con tus amigos, familiares y el resto del mundo en YouTube.

YouTube

Enjoy the videos and music you love, upload original content, and share it all with friends, family, and the world on YouTube.

YouTube - Aplicaciones en Google Play

Hazte con la aplicación YouTube oficial en tu teléfono o tablet Android. Descubre qué temas están arrasando en todo el mundo: desde los vídeos musicales del momento hasta los ...

YouTube en App Store

Obtén la app oficial de YouTube para iPhones y iPads. Descubre lo que está mirando el mundo, desde los videos musicales más populares hasta las tendencias en videojuegos, moda, ...

YouTube - Wikipedia, la enciclopedia libre

También ofrece YouTube Premium, una opción de suscripción de pago para ver contenidos sin anuncios. YouTube incorporó el programa Google's AdSense, generando más ingresos tanto ...

YouTube Music

With the YouTube Music app, enjoy over 100 million songs at your fingertips, plus albums, playlists, remixes, music videos, live performances, covers, and hard-to-find music you can't ...

YouTube - Apps en Google Play

Instala la app oficial de YouTube para teléfonos y tablets Android. Descubre lo que está mirando el mundo, desde los videos musicales más populares hasta las tendencias en videojuegos, ...

Blog Oficial de YouTube

Jun 28, 2025 · Explora el Blog oficial de YouTube y ponte al día con las noticias de la empresa, los perfiles de artistas y creadores, los análisis de cultura y tendencias.

YouTube - Apps on Google Play

Enjoy your favorite videos and channels with the official YouTube app.

Music

Visit the YouTube Music Channel to find today's top talent, featured artists, and playlists. Subscribe to see the latest in the music world. This channel was generated automatically by...

Master the concepts of physics with our comprehensive calculating net force worksheet. Perfect for students and educators. Learn more and enhance your skills today!

[Back to Home](#)