



# Candy Corn Counting Worksheet

## CANDY CORN COUNTING


Place a piece of candy corn on each candy corn shape.  
Count how many pieces you have and write the number on the dotted line to the right.




-----




-----



-----



-----



-----

DOWNLOAD MORE FREE PRINTABLES AT [WWW.FZSANDPAINT.COM](http://WWW.FZSANDPAINT.COM)

**Candy corn counting worksheet** activities are a delightful way to engage young learners in counting and basic math skills while celebrating the autumn season. With vibrant colors and a fun holiday theme, candy corn is an excellent tool for educators and parents to make learning enjoyable. In this article, we will explore the benefits of using a candy corn counting worksheet, provide examples of activities you can include, and offer tips for effective usage in classrooms or at home.

## Benefits of Using a Candy Corn Counting Worksheet

Using a candy corn counting worksheet comes with several educational benefits that enhance the learning experience for children. Here are some key advantages:

- **Visual Learning:** The colorful appearance of candy corn captures children's attention, making learning more engaging.
- **Hands-On Experience:** Manipulating physical candy corn pieces can provide a tactile learning experience that reinforces counting skills.
- **Seasonal Relevance:** Integrating seasonal themes into lessons keeps children excited about learning and helps them relate their activities to real-life events.
- **Basic Math Skills:** Counting worksheets can help children practice addition, subtraction, and number recognition in a fun and interactive way.

## Creating a Candy Corn Counting Worksheet

When designing a candy corn counting worksheet, several elements can be included to enhance the activity. Here's a step-by-step guide to creating an effective worksheet:

### 1. Choose Your Counting Range

Decide on the range of numbers you want the worksheet to cover. This could vary depending on the age group of the children. For example:

- **Preschool:** Counting from 1 to 10
- **Kindergarten:** Counting from 1 to 20
- **1st Grade:** Counting from 1 to 50

### 2. Select Engaging Visuals

Include illustrations of candy corn or even actual photographs to make the worksheet visually appealing. Children are more likely to engage with bright and colorful images.

### 3. Incorporate Counting Exercises

Here are some ideas for exercises you can include in your worksheet:

1. **Count the Candy Corn:** Provide a picture with a specific number of candy corn pieces and ask

children to count and write the number.

2. **Color the Candy Corn:** Have children color in a certain number of candy corn pieces based on your instructions (e.g., "Color 5 pieces orange").
3. **Math Problems:** Create simple addition or subtraction problems using candy corn as the theme (e.g., "If you have 3 pieces of candy corn and you eat 1, how many are left?").
4. **Graphing Exercise:** Include a section where children can graph their candy corn counts or preferences (e.g., "How many candy corn pieces do you like best?").

## 4. Include Fun Facts or a Theme

To make the worksheet even more engaging, consider adding fun facts about candy corn or Halloween. This not only provides educational content but also keeps the theme consistent and exciting for the children.

## Tips for Using the Candy Corn Counting Worksheet

To maximize the effectiveness of your candy corn counting worksheets, consider these tips:

### 1. Use Physical Candy Corn

If possible, use real candy corn pieces during the activity. This hands-on approach allows children to physically manipulate the items they are counting, enhancing their understanding of numbers.

### 2. Create a Group Activity

Turn the worksheet into a group activity. Have children work together to complete the worksheet while discussing their answers. This encourages collaboration and communication skills.

### 3. Offer Rewards

Consider offering small rewards for completing the worksheet, such as a piece of candy corn or a sticker. This incentivizes participation and makes the activity more fun.

## 4. Adapt for Different Learning Styles

Recognize that children have different learning styles. Some may benefit from visual aids, while others may prefer hands-on activities. Be flexible in your approach and offer alternatives to the worksheet.

## Examples of Candy Corn Counting Activities

Here are some creative activities you can incorporate with the candy corn counting worksheet to enrich the learning experience:

### 1. Candy Corn Scavenger Hunt

Hide candy corn pieces around the classroom or home, and have children search for them. Once they find them, they can count the total and record their findings on the worksheet.

### 2. Candy Corn Sensory Bin

Create a sensory bin filled with dried corn kernels or rice, and mix in candy corn pieces. Children can dig through the bin to find candy corn and practice counting them.

### 3. Candy Corn Art Project

Use candy corn to create art. Have children glue candy corn pieces onto paper in various patterns or shapes, and then count how many pieces they used in their artwork.

### 4. Candy Corn Storytime

Incorporate a storytime session where you read a book related to candy corn or Halloween. After the reading, use the counting worksheet to relate the story to counting exercises.

## Conclusion

A **candy corn counting worksheet** is an innovative and enjoyable way to teach children essential counting and basic math skills. By incorporating fun visuals, hands-on activities, and seasonal themes, educators and parents can make learning engaging and exciting. With the right approach and creative activities, you can create an unforgettable learning experience that not only enhances children's counting skills but also makes learning fun during the festive autumn season. So gather

your candy corn, print your worksheets, and watch as children delight in counting their way through this sweet learning adventure!

## **Frequently Asked Questions**

### **What is a candy corn counting worksheet?**

A candy corn counting worksheet is an educational resource designed for young children to practice counting skills using candy corn imagery, often involving activities like counting, addition, and comparing quantities.

### **What age group is the candy corn counting worksheet suitable for?**

The candy corn counting worksheet is typically suitable for preschool and early elementary school students, usually ages 3 to 7, as it combines fun visuals with basic math concepts.

### **How can teachers incorporate candy corn counting worksheets into their curriculum?**

Teachers can incorporate candy corn counting worksheets into their curriculum by using them during math lessons, seasonal Halloween activities, or as part of a unit on food and nutrition, allowing for hands-on learning and engagement.

### **Are there digital versions of candy corn counting worksheets available?**

Yes, many educational websites offer digital versions of candy corn counting worksheets that can be printed or completed online, often featuring interactive elements to enhance learning.

### **What skills do children develop when using candy corn counting worksheets?**

Children develop various skills when using candy corn counting worksheets, including number recognition, one-to-one correspondence, counting skills, and basic addition and subtraction through engaging and themed activities.

### **Can candy corn counting worksheets be adapted for different learning levels?**

Absolutely! Candy corn counting worksheets can be adapted for different learning levels by varying the difficulty, such as using larger numbers for advanced students or incorporating simple addition and subtraction problems for those ready for more challenges.

Find other PDF article:

<https://soc.up.edu.ph/20-pitch/Book?docid=OYa95-9650&title=environmental-impact-of-renewable-e>

## Candy Corn Counting Worksheet

### **Mail Orange : boîte mail, adresse mail, compte messagerie webmail**

Le mail Orange vous permet d'envoyer et recevoir des mails de façon simple et sécurisée. Créez plusieurs adresses et bénéficiez de fonctionnalités adaptées à vos besoins !

*Portail Orange | Offres Mobiles, Internet, TV, Actu & Accès ...*

Accès rapide et facile à toutes les fonctionnalités Orange (Email, Assistance, Banque, Boutique). Découvrez notre portail Orange et ses contenus.

Messagerie Orange : découvrez la messagerie et accédez à vos ...

La messagerie Orange vous offre un ensemble de services pour communiquer facilement en toute sécurité : mail, contacts, boîte vocale.

[messagerie Orange](#)

[messagerie Orange](#)

*Accéder à votre Espace client*

accessible 7j/7 24h sur 24h votre Espace Client permet de consulter ou payer votre facture Orange, changer ou commander une carte sim, retrouver votre code puk

[Espace Client Orange](#)

Accédez à votre Espace Client Orange pour gérer vos contrats, factures, données personnelles et équipements en toute simplicité.

*Accéder à mon mail Orange*

Aug 2, 2013 · AVANT de s'inquiéter du fonctionnement du logiciel de messagerie, toujours faire un essai en boucle (envoi à soi même) à partir du webmail (sur orange.fr).

**Candy** -

The name Candy reached its peak in the 1980s and was a cute and carefree girl's name - often used in TV series or films to represent or depict a woman who was a bit flirty or not very smart. ...

[sugar,sweet,candy](#) -

1sugar 2sweets?sweet sweets 3candy ...

[candy](#) -

candy candy: I have to go to the supermaket to buy some candy. ...

**sweet** **sugar** **candy** -

sugar sweet candy 1sugar n 2sweet n 3candy n ...

