

# Bohr Model Practice Problems

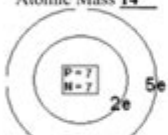

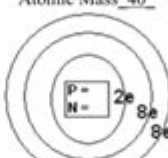




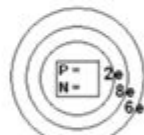




## Bohr Model Practice Problems

Name: \_\_\_\_\_

Period: \_\_\_\_\_

In 1943, Niels Bohr described the atom as a planetary system with electrons orbiting around the nucleus. Bohr's model is incomplete, but it nonetheless is helpful in understanding why some atoms are very reactive and others are less so.

**Directions:** complete each of the following models using what you know about atoms. The first is completed for you as an example.

Atomic # <u>7</u> Atomic Mass <u>14</u>  Isotope Name: <u>Nitrogen</u> Symbol <u>N</u>	Atomic # _____ Atomic Mass <u>12</u>  Element: _____ Symbol <u>C</u>	Atomic # _____ Atomic Mass <u>40</u>  Element: _____ Symbol _____	Atomic # _____ Atomic Mass _____  Element: _____ Symbol <u>H</u>
Atomic # _____ Atomic Mass <u>40</u>  Element: _____ Symbol _____	Atomic # _____ Atomic Mass <u>11</u>  Element: _____ Symbol <u>B</u>	Atomic # _____ Atomic Mass <u>27</u>  Element: _____ Symbol _____	Atomic # _____ Atomic Mass <u>32</u>  Element: _____ Symbol _____
Atomic # _____ Atomic Mass <u>37</u>  Element: _____ Symbol _____	Atomic # _____ Atomic Mass <u>23</u>  Element: <u>Sodium</u> Symbol _____	Atomic # <u>10</u> Atomic Mass <u>20</u>  Element: _____ Symbol _____	Atomic # _____ Atomic Mass _____  Element: _____ Symbol _____

**Bohr model practice problems** are essential for students and enthusiasts of atomic physics to understand the quantized nature of electron energy levels. Developed by Niels Bohr in 1913, the Bohr model provides a simplified yet powerful way to visualize the arrangement and behavior of electrons in hydrogen-like atoms. Through practice problems, learners can grasp key concepts such as energy levels, electron transitions, and spectral lines. This article will delve into various practice problems, offering a step-by-step approach to solving them while reinforcing the fundamental principles of the Bohr model.

## Understanding the Bohr Model

The Bohr model describes the atom as a small, positively charged nucleus surrounded by electrons that

travel in circular orbits. Key features of the model include:

- Quantized Orbits: Electrons can only occupy certain allowed orbits with fixed radii and energies.
- Energy Levels: The energy of an electron is determined by its distance from the nucleus.
- Electron Transitions: When an electron moves between orbits, it absorbs or emits a photon, resulting in spectral lines.

The fundamental equation governing the energy levels in the Bohr model is:

$$E_n = -\frac{13.6 \text{ eV}}{n^2}$$

Where  $E_n$  is the energy of the electron in the  $n$ th orbit, and  $n$  is the principal quantum number (1, 2, 3,...).

## Practice Problems

To solidify your understanding of the Bohr model, we will explore several practice problems that cover different aspects of the model.

### Problem 1: Calculating Energy Levels

Question: Calculate the energy of the electron in the first three energy levels of a hydrogen atom.

Solution:

Using the formula  $E_n = -\frac{13.6 \text{ eV}}{n^2}$ :

1. For  $n = 1$ :

$$E_1 = -\frac{13.6 \text{ eV}}{1^2} = -13.6 \text{ eV}$$

2. For  $n = 2$ :

$$E_2 = -\frac{13.6 \text{ eV}}{2^2} = -3.4 \text{ eV}$$

3. For  $n = 3$ :

$$E_3 = -\frac{13.6 \text{ eV}}{3^2} = -1.51 \text{ eV}$$

Thus, the energies of the first three levels are -13.6 eV, -3.4 eV, and -1.51 eV, respectively.

## Problem 2: Electron Transition and Photon Emission

Question: An electron in a hydrogen atom transitions from the  $(n = 3)$  level to the  $(n = 2)$  level. Calculate the energy of the photon emitted during this transition.

Solution:

1. First, calculate the energies of the levels:

$$E_3 = -1.51 \text{ eV}$$

$$E_2 = -3.4 \text{ eV}$$

2. The energy of the photon emitted ( $E_{\text{photon}}$ ) is given by the difference in energy levels:

$$E_{\text{photon}} = E_2 - E_3 = (-3.4) - (-1.51) = -3.4 + 1.51 = -1.89 \text{ eV}$$

Thus, the energy of the emitted photon is 1.89 eV.

## Problem 3: Wavelength Calculation

Question: Using the energy calculated in Problem 2, find the wavelength of the emitted photon.

Solution:

The energy of a photon is related to its wavelength ( $\lambda$ ) by the equation:

$$E = \frac{hc}{\lambda}$$

Where:

$$h = 6.626 \times 10^{-34} \text{ J s} \text{ (Planck's constant)}$$

$$c = 3 \times 10^8 \text{ m/s} \text{ (speed of light)}$$

$$\text{Convert energy from eV to Joules: } 1 \text{ eV} = 1.602 \times 10^{-19} \text{ J}$$

1. Convert 1.89 eV to Joules:

$$E = 1.89 \text{ eV} \times 1.602 \times 10^{-19} \text{ J/eV} = 3.02 \times 10^{-19} \text{ J}$$

2. Rearranging the equation for wavelength:

$$\lambda = \frac{hc}{E}$$

3. Now substitute the values:

$$\lambda = \frac{(6.626 \times 10^{-34} \text{ J s})(3 \times 10^8 \text{ m/s})}{3.02 \times 10^{-19} \text{ J}} \approx 6.60 \times 10^{-7} \text{ m} = 660 \text{ nm}$$

Thus, the wavelength of the emitted photon is approximately 660 nm.

## Problem 4: Finding the Radius of Electron Orbits

Question: Determine the radius of the electron's orbit in the hydrogen atom for the  $(n = 2)$  energy level.

Solution:

The radius of the  $n$ th orbit is given by the formula:

$$r_n = n^2 \times a_0$$

Where  $(a_0 = 5.29 \times 10^{-11} \text{ m})$  (Bohr radius).

1. For  $(n = 2)$ :

$$r_2 = 2^2 \times 5.29 \times 10^{-11} \text{ m} = 4 \times 5.29 \times 10^{-11} \text{ m} = 2.116 \times 10^{-10} \text{ m}$$

Thus, the radius of the electron's orbit for the  $(n = 2)$  level is approximately  $(2.116 \times 10^{-10} \text{ m})$ .

## Conclusion

The Bohr model provides valuable insights into the behavior of electrons in atoms, particularly hydrogen. By working through various practice problems, students can solidify their understanding of energy levels, electron transitions, and the resulting spectral emissions. The model, while not comprehensive for all elements, serves as an excellent introduction to quantum mechanics and atomic structure. Continued practice with problems like those presented in this article will enhance comprehension of the quantized nature of matter and the fascinating world of atomic physics.

## Frequently Asked Questions

### **What is the Bohr model and how does it explain the structure of an atom?**

The Bohr model is a planetary model of the atom proposed by Niels Bohr in 1913. It describes the atom as having a small, positively charged nucleus surrounded by electrons that orbit in defined paths or energy levels. The model explains the quantization of electron orbits and the emission or absorption of light as electrons move between these energy levels.

### **How do you calculate the energy levels of an electron in a hydrogen atom using the Bohr model?**

The energy levels of an electron in a hydrogen atom can be calculated using the formula:  $E_n = -13.6 \text{ eV} / n^2$ , where  $E_n$  is the energy of the electron at level  $n$ , and  $n$  is the principal quantum number ( $n = 1, 2, 3, \dots$ ).

### **What is the significance of the principal quantum number in the Bohr model?**

The principal quantum number ( $n$ ) indicates the energy level of an electron in the Bohr model. It determines the size and energy of the electron's orbit, with higher values of  $n$  corresponding to larger orbits and higher energy levels.

### **How can you determine the wavelength of light emitted during an electron transition in the Bohr model?**

The wavelength of emitted light during an electron transition can be calculated using the Rydberg formula:  $1/\lambda = R_H (1/n_1^2 - 1/n_2^2)$ , where  $\lambda$  is the wavelength,  $R_H$  is the Rydberg constant (approximately  $1.097 \times 10^7 \text{ m}^{-1}$ ), and  $n_1$  and  $n_2$  are the principal quantum numbers of the lower and higher energy states, respectively.

## What is the formula for the radius of an electron's orbit in a hydrogen atom according to the Bohr model?

The radius of an electron's orbit in a hydrogen atom can be calculated using the formula:  $r_n = n^2 a_0$ , where  $r_n$  is the radius of the  $n$ th orbit and  $a_0$  (the Bohr radius) is approximately  $0.529 \text{ \AA}$  (angstroms).

## How does the Bohr model explain the emission spectrum of hydrogen?

The Bohr model explains the emission spectrum of hydrogen by proposing that when an electron transitions from a higher energy level to a lower one, it emits a photon of light with energy equal to the difference between the two levels. This results in specific wavelengths of light, leading to the characteristic spectral lines of hydrogen.

## What limitations does the Bohr model have in explaining atomic structure?

The Bohr model has limitations, including its inability to accurately predict the spectra of multi-electron atoms, its neglect of electron-electron interactions, and its reliance on circular orbits. It also does not incorporate the principles of quantum mechanics that describe electron behavior more accurately.

## In a practice problem, how would you approach finding the energy of an electron in the third energy level of a hydrogen atom?

To find the energy of an electron in the third energy level ( $n=3$ ) of a hydrogen atom, use the formula  $E_n = -13.6 \text{ eV} / n^2$ . Plugging in  $n=3$  gives  $E_3 = -13.6 \text{ eV} / 3^2 = -13.6 \text{ eV} / 9 = -1.51 \text{ eV}$ .

Find other PDF article:

<https://soc.up.edu.ph/47-print/Book?ID=uqp29-3145&title=play-based-assessment-examples.pdf>

## [Bohr Model Practice Problems](#)

### **The Best Fitness Trackers We've Tested (July 2025) | PCMag**

Jul 3, 2025 · Fitness wearables can help you move more, sleep better, and stay healthy. Here's how to pick the right one for you, along with the best fitness trackers we've tested.

### [Best Fitness Trackers 2025 | Tested - Forbes Vetted](#)

May 2, 2025 · As a certified personal trainer, I tested 14 wearables while training, running and swimming to find the best fitness trackers for meeting your workout goals.

### [Best Fitness Trackers of 2025 for Peak Performance | WIRED](#)

May 30, 2025 · The best fitness tracker should be comfortable, attractive, and fit your lifestyle,

including when and how you like to work out. Do you bike, row, or do strength training?

### **Best fitness trackers in 2025: These are the 5 fitness ...**

4 days ago · I've spent hundreds of hours testing the best fitness trackers available today and have whittled the list down to my favorite six, including options from Fitbit, Garmin and Amazfit.

### **Best fitness trackers in 2025 including Fitbit, Garmin, Whoop ...**

Jul 22, 2025 · Best fitness trackers in 2025 including Fitbit, Garmin, Whoop and more Find the best fitness tracker for everyone - from runners, swimmers, and cyclists to anyone looking to ...

*Is there a tag to turn off caching in all browsers?*

The list is just examples of different techniques, it's not for direct insertion. If copied, the second would overwrite the first and the fourth would overwrite the third because of the http-equiv ...

### **How to force Docker for a clean build of an image**

Feb 24, 2016 · I have build a Docker image from a Docker file using the below command. \$ docker build -t u12\_core -f u12\_core . When I am trying to rebuild it with the same command, ...

### **regex - Adding ?nocache=1 to every url (including the assets like ...**

Jul 12, 2016 · But what I would like to do is to apply ?nocache=1 to every URL related to the site (including the assets like style.css) so that I get the non cached version of the files.

### **c# - Prevent Caching in ASP.NET MVC for specific actions using ...**

Apr 4, 2012 · If your class or action didn't have NoCache when it was rendered in your browser and you want to check it's working, remember that after compiling the changes you need to do ...

### **caching - No cache in Node.js server - Stack Overflow**

Dec 7, 2013 · Ok, even if you aren't using express, what essentially needed is to set the nocache headers. I'm adding the headers in a reusable middleware, otherwise you can set those ...

### **http - What is the difference between no-cache and no-store in ...**

I don't find get the practical difference between Cache-Control:no-store and Cache-Control:no-cache. As far as I know, no-store means that no cache device is allowed to cache that ...

How do we control web page caching, across all browsers?

Our investigations have shown us that not all browsers respect the HTTP cache directives in a uniform manner. For security reasons we do not want certain pages in our application to be ...

### **How to disable webpage caching in ExpressJS + NodeJS?**

By default, my browser caches webpages of my ExpressJS app. This is causing a problem to my login system (users not logged in can open old cached pages of logged in users). How do I ...

Alpine Dockerfile advantages of --no-cache vs. rm /var/cache/apk/\*

When creating Dockerfiles using an Alpine image, I have often seen the use of either apk add --no-cache, or apk add followed by an rm /var/cache/apk/\* statement. I am curious to know ...

### **Disable browser cache for entire ASP.NET website**

Jul 21, 2009 · I am looking for a method to disable the browser cache for an entire ASP.NET MVC Website I found the following method: ...

Master the Bohr model with our engaging practice problems! Enhance your understanding of atomic structure and boost your skills. Learn more now!

[Back to Home](#)