

Blood Typing Practice Worksheet

Name: Key


BLOOD TYPING PRACTICE

Using what you have learned about blood typing, complete the problems below.


1) The tray shows blood after it was treated with anti-A, anti-B, and anti-Rh.

Blood Type: A-


How do you know? The antibodies react when the antigen is present. If there is a reaction with A, the A antigen must be present on the blood.



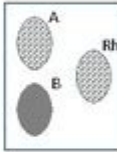
2) Identify the blood types of the three trays shown below.



Blood Type: O-

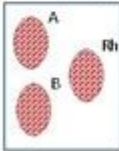


Blood Type: AB-

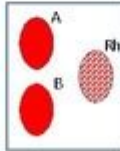


Blood Type: A+

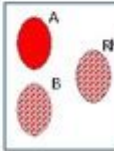
3) For the blood types given below, draw the expected reactions when treated with anti-A, anti-B, and anti-Rh.



Blood Type: AB+



Blood Type: O+



Blood Type: B+

Blood typing practice worksheet is an essential educational tool for students and professionals in the medical and biological sciences. Understanding blood types is critical not only for transfusion medicine but also for genetics and immunology. In this article, we will explore the significance of blood typing, how to create an effective practice worksheet, and provide examples of exercises and activities that can be included in such a worksheet.

Understanding Blood Types

The classification of blood types is primarily based on the presence or absence of specific antigens on the surface of red blood cells. The two most important blood group systems are the ABO system and the Rh system.

The ABO Blood Group System

The ABO blood group system categorizes blood into four main types:

1. Type A: Has A antigens on the surface of red blood cells and anti-B antibodies in the plasma.
2. Type B: Has B antigens with anti-A antibodies.
3. Type AB: Contains both A and B antigens and no anti-A or anti-B antibodies, making it the universal recipient.
4. Type O: Lacks both A and B antigens, but has both anti-A and anti-B

antibodies, making it the universal donor.

The Rh Factor

The Rh factor is another critical component of blood typing, identified by the presence (+) or absence (-) of the D antigen. Individuals with D antigen are classified as Rh positive, while those without it are Rh negative. The combination of the ABO and Rh systems results in eight possible blood types:

- A+
- A-
- B+
- B-
- AB+
- AB-
- O+
- O-

The Importance of Blood Typing

Understanding blood types is crucial for several reasons:

- Transfusions: Mismatched blood transfusions can lead to serious, potentially fatal reactions. Blood typing ensures compatibility between donor and recipient.
- Pregnancy: Rh incompatibility between a mother and her fetus can lead to hemolytic disease of the newborn (HDN). Knowing the mother's Rh status is vital for proper medical care.
- Organ Transplants: Blood typing is part of the matching process for organ transplants to minimize the risk of rejection.
- Genetics: Blood type inheritance can be a practical example for teaching Mendelian genetics and inheritance patterns.

Creating a Blood Typing Practice Worksheet

A well-structured blood typing practice worksheet can enhance students' understanding and retention of the subject matter. Here are steps to create an engaging and informative worksheet:

1. Define Learning Objectives

Before creating the worksheet, determine what you want the students to learn. Possible objectives include:

- Understanding the ABO and Rh blood group systems.
- Being able to identify and match blood types.
- Recognizing the clinical significance of blood typing.

2. Include Background Information

Provide a brief overview of blood typing, including definitions, explanations of the ABO and Rh systems, and the importance of blood compatibility.

3. Design Engaging Exercises

Consider incorporating a variety of exercises to cater to different learning styles. Here are some examples:

- **Matching Exercises:** Create a table where students match blood types with their corresponding antigens and antibodies.
- **Fill-in-the-Blank:** Provide sentences about blood typing with missing words for students to fill in.
- **Case Studies:** Present hypothetical patient scenarios and ask students to determine the appropriate blood type for transfusion.
- **Diagrams:** Include diagrams of blood typing tests and ask students to label the components.

4. Incorporate Real-World Applications

To ensure that students understand the relevance of blood typing, include sections that discuss real-world applications, such as:

- The role of blood typing in emergency medicine.
- Case studies of blood transfusion reactions.
- The significance of blood typing in prenatal care.

5. Assessment Questions

At the end of the worksheet, include assessment questions to gauge student understanding. These can range from multiple-choice questions to short answer prompts, such as:

- Describe the consequences of mismatched blood transfusions.
- Explain how blood type inheritance works using Punnett squares.

Sample Blood Typing Practice Worksheet

To illustrate the concept, here is a sample outline for a blood typing practice worksheet:

Title: Blood Typing Practice Worksheet

Objective: Understand the principles of blood typing and its clinical significance.

Section 1: Background Information

- Overview of blood typing, including ABO and Rh systems.

Section 2: Matching Exercise

- Match the blood type with its antigens and antibodies.

Blood Type	Antigens	Antibodies
A		
B		
AB		
O		

Section 3: Fill-in-the-Blank

- "Type O blood is known as the universal _____."

Section 4: Case Studies

- Case Study 1: A patient requires a blood transfusion. They are type A+. What blood types can they safely receive?

Section 5: Diagrams

- Label the components of a blood typing test.

Section 6: Real-World Applications

- Discuss the relevance of blood typing in emergency situations.

Section 7: Assessment Questions

1. What are the potential risks of blood transfusion?
2. How is blood type determined genetically?

Conclusion

A **blood typing practice worksheet** is a valuable educational resource that can

significantly enhance students' understanding of blood types and their practical applications in medicine. By incorporating various exercises, real-world scenarios, and assessment questions, educators can create a comprehensive learning tool that promotes engagement and retention. Understanding blood types not only prepares students for future careers in healthcare but also equips them with knowledge that may one day save lives.

Frequently Asked Questions

What is the purpose of a blood typing practice worksheet?

A blood typing practice worksheet is designed to help students and professionals understand and practice the process of determining blood types, including the ABO and Rh factor systems.

What materials are typically included in a blood typing practice worksheet?

Typically, a blood typing practice worksheet includes diagrams of blood types, instructions for performing blood typing tests, and scenarios for practice, such as hypothetical patient blood samples.

How can blood typing practice worksheets enhance learning in a biology class?

These worksheets enhance learning by providing hands-on practice, reinforcing theoretical knowledge, and allowing students to visualize and understand the implications of blood types in medical scenarios.

Are there digital versions of blood typing practice worksheets available?

Yes, many educational platforms offer digital versions of blood typing practice worksheets that can be filled out online, often including interactive elements and instant feedback.

What key concepts should students focus on when using a blood typing practice worksheet?

Students should focus on understanding the ABO blood group system, the Rh factor, the importance of blood type compatibility in transfusions, and the methods used to test blood types.

Can blood typing practice worksheets be used for

clinical training?

Yes, blood typing practice worksheets can be used in clinical training to prepare healthcare professionals for real-life scenarios involving blood typing and transfusion medicine.

Find other PDF article:

<https://soc.up.edu.ph/07-post/pdf?ID=HiU29-4285&title=are-aliens-and-ufos-real.pdf>

Blood Typing Practice Worksheet

Leukemia - Symptoms and causes - Mayo Clinic

Dec 20, 2024 · Over time, these abnormal cells can crowd out healthy blood cells in the bone marrow, leading to fewer healthy white blood cells, red blood cells and platelets, causing the ...

Hemochromatosis - Diagnosis and treatment - Mayo Clinic

Jan 9, 2025 · Treatment Blood removal Medical professionals can treat hemochromatosis safely and effectively by removing blood from the body on a regular basis. This is similar to donating ...

Diabetes management: How lifestyle, daily routine affect blood sugar

Jan 6, 2024 · Know what makes your blood sugar level rise and fall so you can take charge of your condition.

High blood pressure (hypertension) - Symptoms & causes - Mayo ...

Feb 29, 2024 · High blood pressure is a common condition that affects the body's arteries. It's also called hypertension. If you have high blood pressure, the force of the blood pushing against the ...

10 ways to control high blood pressure without medication

Jul 23, 2024 · If you have high blood pressure, you may wonder if you need to take medicine to treat it. But lifestyle changes play a vital role in treating high blood pressure. Controlling blood ...

Anemia - Symptoms and causes - Mayo Clinic

May 11, 2023 · Symptoms Anemia symptoms depend on the cause and how bad the anemia is. Anemia can be so mild that it causes no symptoms at first. But symptoms usually then occur and ...

Low blood pressure (hypotension) - Symptoms and causes

Jun 13, 2024 · Sometimes, low blood pressure can be life-threatening. The causes of low blood pressure include dehydration and other serious medical conditions. It's important to find out ...

Gastrointestinal bleeding - Symptoms and causes - Mayo Clinic

Oct 13, 2023 · The blood often shows up in stool or vomit but isn't always obvious. Stool may look black or tarry. Bleeding can range from mild to severe and can be life-threatening. Imaging ...

Pneumonia - Symptoms and causes - Mayo Clinic

Jun 13, 2020 · Pneumonia is an infection that inflames the air sacs in one or both lungs. The air sacs may fill with fluid or pus (purulent material), causing cough with phlegm or pus, fever, chills, and ...

Bladder cancer - Symptoms and causes - Mayo Clinic

Mar 29, 2024 · Blood in the urine (hematuria) sometimes is a sign of bladder cancer. Learn about other bladder cancer signs and symptoms and explore treatment options.

Leukemia - Symptoms and causes - Mayo Clinic

Dec 20, 2024 · Over time, these abnormal cells can crowd out healthy blood cells in the bone marrow, leading to fewer healthy white blood cells, red blood cells and platelets, causing the signs and symptoms of leukemia. How leukemia is classified Doctors classify leukemia based on its speed of progression and the type of cells involved.

Hemochromatosis - Diagnosis and treatment - Mayo Clinic

Jan 9, 2025 · Treatment Blood removal Medical professionals can treat hemochromatosis safely and effectively by removing blood from the body on a regular basis. This is similar to donating blood. The process is known as phlebotomy. The goal of phlebotomy is to lower the iron levels. The amount of blood removed and how often it's removed depend on age, overall health and ...

Diabetes management: How lifestyle, daily routine affect blood sugar

Jan 6, 2024 · Know what makes your blood sugar level rise and fall so you can take charge of your condition.

High blood pressure (hypertension) - Symptoms & causes - Mayo ...

Feb 29, 2024 · High blood pressure is a common condition that affects the body's arteries. It's also called hypertension. If you have high blood pressure, the force of the blood pushing against the artery walls is consistently too high. The heart has to work harder to pump blood. Blood pressure is measured in millimeters of mercury (mm Hg).

10 ways to control high blood pressure without medication

Jul 23, 2024 · If you have high blood pressure, you may wonder if you need to take medicine to treat it. But lifestyle changes play a vital role in treating high blood pressure. Controlling blood pressure with a healthy lifestyle might prevent, delay or lessen the need for medicine. Here are 10 lifestyle changes ...

Anemia - Symptoms and causes - Mayo Clinic

May 11, 2023 · Symptoms Anemia symptoms depend on the cause and how bad the anemia is. Anemia can be so mild that it causes no symptoms at first. But symptoms usually then occur and get worse as the anemia gets worse. If another disease causes the anemia, the disease can mask the anemia symptoms. Then a test for another condition might find the anemia. Certain types ...

Low blood pressure (hypotension) - Symptoms and causes

Jun 13, 2024 · Sometimes, low blood pressure can be life-threatening. The causes of low blood pressure include dehydration and other serious medical conditions. It's important to find out what's causing low blood pressure so that it can be treated, if needed. Types Types of low blood pressure include: Orthostatic hypotension, also called postural hypotension.

Gastrointestinal bleeding - Symptoms and causes - Mayo Clinic

Oct 13, 2023 · The blood often shows up in stool or vomit but isn't always obvious. Stool may look black or tarry. Bleeding can range from mild to severe and can be life-threatening. Imaging technology or an endoscopic investigation can usually locate the cause of the bleeding. Treatment depends on the where the bleeding is located and how severe it is.

Pneumonia - Symptoms and causes - Mayo Clinic

Jun 13, 2020 · Pneumonia is an infection that inflames the air sacs in one or both lungs. The air sacs may fill with fluid or pus (purulent material), causing cough with phlegm or pus, fever, chills, and difficulty breathing. A variety of organisms, including bacteria, viruses ...

Bladder cancer - Symptoms and causes - Mayo Clinic

Mar 29, 2024 · Blood in the urine (hematuria) sometimes is a sign of bladder cancer. Learn about other bladder cancer signs and symptoms and explore treatment options.

Enhance your understanding of blood typing with our comprehensive blood typing practice worksheet. Perfect for students and educators. Learn more today!

[Back to Home](#)