






Blood Typing Genetics Worksheet

Blood Type	Antigen (RBC Membrane)	Antibody (plasma)	Can Receive Blood from	Can Donate Blood to
A (40%)		Anti-B antibodies	A, O	A, AB
B (10%)		Anti-A antibodies	B, O	B, AB
AB (4%)		No antibodies	A, B, AB, O	AB
O (46%)		Both Anti- A and Anti-B antibodies	O	O, A, B, AB



Blood typing genetics worksheet is an essential educational tool that helps students and educators understand the principles of genetics, inheritance, and blood type determination. Blood typing is not only crucial for medical purposes, such as blood transfusions and organ transplants, but it also serves as an excellent example of how traits are inherited and how genes interact. In this article, we will explore the significance of blood typing, the genetic principles behind it, and how a blood typing genetics worksheet can enhance learning in classrooms.

Understanding Blood Types

Blood types are classified into four major groups: A, B, AB, and O. Each blood type is determined by the presence or absence of specific antigens on the surface of red blood cells. The two primary antigens involved in blood typing are A and B, which contribute to the ABO blood group system. Additionally, the Rh factor (positive or negative) is another significant aspect of blood typing.

The ABO Blood Group System

The ABO blood group system is classified based on the presence of A and B antigens:

1. Type A: Has A antigens on the surface of red blood cells and produces anti-B antibodies.
2. Type B: Has B antigens on the surface of red blood cells and produces anti-A antibodies.
3. Type AB: Has both A and B antigens and does not produce any antibodies against A or B antigens.
4. Type O: Has no A or B antigens and produces both anti-A and anti-B antibodies.

The Rh Factor

The Rh factor is another essential component of blood typing, determined by the presence of the Rh antigen (D antigen).

- Rh-Positive (Rh+): Individuals with the Rh antigen on their red blood cells.
- Rh-Negative (Rh-): Individuals without the Rh antigen.

Combining the ABO system with the Rh factor results in eight possible blood types: A+, A-, B+, B-, AB+, AB-, O+, and O-.

Genetics of Blood Typing

The inheritance of blood types is a classic example of Mendelian genetics. Blood type is determined by specific alleles inherited from parents, which follow predictable patterns of inheritance.

Understanding these patterns can be simplified with a blood typing genetics worksheet.

Alleles and Genotypes

The alleles that determine blood type are:

- I^A : Allele for type A blood.
- I^B : Allele for type B blood.
- i : Allele for type O blood.

The genotypes for the four blood types are as follows:

- Type A: $I^A I^A$ or $I^A i$
- Type B: $I^B I^B$ or $I^B i$
- Type AB: $I^A I^B$
- Type O: ii

How Blood Type is Inherited

Blood type inheritance follows these basic principles:

1. Each parent contributes one allele to their child.
2. The combination of alleles determines the child's blood type.
3. The inheritance of the Rh factor follows a similar pattern, where the Rh+ allele is dominant over the Rh- allele.

To visualize these inheritance patterns, a blood typing genetics worksheet can provide helpful diagrams and Punnett squares.

The Importance of Blood Typing Genetics Worksheets

Blood typing genetics worksheets serve several educational purposes:

1. **Visual Learning:** These worksheets often include charts, diagrams, and Punnett squares, making it easier for students to grasp complex genetic concepts.
2. **Practical Application:** Worksheets can incorporate real-life scenarios, such as blood transfusions, to highlight the importance of correct blood typing in medicine.
3. **Assessment and Reinforcement:** Worksheets can be used as quizzes or assignments to assess understanding and reinforce the material taught in class.

Components of a Blood Typing Genetics Worksheet

A well-structured blood typing genetics worksheet typically includes the following components:

- **Introduction to Blood Types:** A brief overview of the ABO blood group system and Rh factor.
- **Genetic Background:** Explanation of alleles, genotypes, and the principles of inheritance.
- **Punnett Squares:** Exercises for students to practice predicting offspring blood types based on parental genotypes.
- **Case Studies:** Scenarios that require students to determine possible blood types of offspring based on given parental blood types.
- **Critical Thinking Questions:** Questions that encourage students to think about the implications of blood typing in real-world situations.

How to Use Blood Typing Genetics Worksheets in the

Classroom

Using a blood typing genetics worksheet in a classroom setting can enhance student engagement and comprehension. Here are some effective strategies:

1. **Interactive Group Activities:** Divide students into small groups and assign them different parental genotypes. Have them work together to fill out Punnett squares and predict offspring blood types.
2. **Class Discussions:** Encourage students to share their findings and discuss the implications of blood type inheritance, particularly in medical contexts.
3. **Hands-On Experiments:** If resources allow, conduct practical experiments using simulated blood typing kits to give students firsthand experience with blood typing techniques.
4. **Homework Assignments:** Assign worksheets as homework to reinforce concepts learned in class and assess individual understanding.

Conclusion

In summary, a **blood typing genetics worksheet** is a valuable resource for teaching students about genetics, inheritance, and the critical importance of blood typing in medical scenarios. By incorporating these worksheets into lesson plans, educators can foster a deeper understanding of genetic principles while engaging students in practical applications. Understanding blood typing is not just an academic exercise; it is a vital component of healthcare and personal well-being that students will carry with them throughout their lives.

Frequently Asked Questions

What is a blood typing genetics worksheet used for?

A blood typing genetics worksheet is used to teach students about the inheritance patterns of blood

types, including how to determine an individual's blood type based on their genotype.

How do you determine blood type using a genetics worksheet?

To determine blood type, students typically use a Punnett square to analyze the genetic combinations of parents' blood types and predict the possible blood types of their offspring.

What are the main blood group systems covered in a blood typing genetics worksheet?

The main blood group systems covered are the ABO system and the Rh factor, which together determine an individual's complete blood type.

Why is it important to understand blood typing genetics?

Understanding blood typing genetics is crucial for medical practices, including blood transfusions, organ transplants, and understanding hereditary conditions.

What genotypes correspond to the A blood type?

The genotypes that correspond to the A blood type are AA (homozygous) and AO (heterozygous).

Can a blood typing genetics worksheet help in real-world applications?

Yes, a blood typing genetics worksheet can help students understand the genetics behind blood compatibility, which is vital for safe medical procedures.

What type of questions might be found on a blood typing genetics worksheet?

Questions may include identifying possible blood types of offspring from given parental genotypes, explaining the inheritance patterns, and calculating probabilities of different blood types.

How does the Rh factor affect blood typing?

The Rh factor adds an additional classification to blood types, determining if the blood type is positive or negative, which is essential for compatibility in transfusions.

Find other PDF article:

<https://soc.up.edu.ph/42-scope/pdf?trackid=Kia68-8350&title=mumbling-speech-therapy-adults.pdf>

Blood Typing Genetics Worksheet

Leukemia - Symptoms and causes - Mayo Clinic

Dec 20, 2024 · Over time, these abnormal cells can crowd out healthy blood cells in the bone marrow, leading to fewer healthy white blood cells, red blood cells and platelets, causing the ...

Hemochromatosis - Diagnosis and treatment - Mayo Clinic

Jan 9, 2025 · Treatment Blood removal Medical professionals can treat hemochromatosis safely and effectively by removing blood from the body on a regular basis. This is similar to donating ...

Diabetes management: How lifestyle, daily routine affect blood sugar

Jan 6, 2024 · Know what makes your blood sugar level rise and fall so you can take charge of your condition.

High blood pressure (hypertension) - Symptoms & causes - Mayo ...

Feb 29, 2024 · High blood pressure is a common condition that affects the body's arteries. It's also called hypertension. If you have high blood pressure, the force of the blood pushing ...

10 ways to control high blood pressure without medication

Jul 23, 2024 · If you have high blood pressure, you may wonder if you need to take medicine to treat it. But lifestyle changes play a vital role in treating high blood pressure. Controlling blood ...

Anemia - Symptoms and causes - Mayo Clinic

May 11, 2023 · Symptoms Anemia symptoms depend on the cause and how bad the anemia is. Anemia can be so mild that it causes no symptoms at first. But symptoms usually then occur ...

Low blood pressure (hypotension) - Symptoms and causes

Jun 13, 2024 · Sometimes, low blood pressure can be life-threatening. The causes of low blood pressure include dehydration and other serious medical conditions. It's important to find out ...

Gastrointestinal bleeding - Symptoms and causes - Mayo Clinic

Oct 13, 2023 · The blood often shows up in stool or vomit but isn't always obvious. Stool may look black or tarry. Bleeding can range from mild to severe and can be life-threatening. Imaging ...

Pneumonia - Symptoms and causes - Mayo Clinic

Jun 13, 2020 · Pneumonia is an infection that inflames the air sacs in one or both lungs. The air sacs

may fill with fluid or pus (purulent material), causing cough with phlegm or pus, fever, ...

Bladder cancer - Symptoms and causes - Mayo Clinic

Mar 29, 2024 · Blood in the urine (hematuria) sometimes is a sign of bladder cancer. Learn about other bladder cancer signs and symptoms and explore treatment options.

Leukemia - Symptoms and causes - Mayo Clinic

Dec 20, 2024 · Over time, these abnormal cells can crowd out healthy blood cells in the bone marrow, leading to fewer healthy white blood cells, ...

Hemochromatosis - Diagnosis and treatment - Mayo Clinic

Jan 9, 2025 · Treatment Blood removal Medical professionals can treat hemochromatosis safely and effectively by removing blood from the body on ...

Diabetes management: How lifestyle, daily routine affect b...

Jan 6, 2024 · Know what makes your blood sugar level rise and fall so you can take charge of your condition.

High blood pressure (hypertension) - Symptoms

Feb 29, 2024 · High blood pressure is a common condition that affects the body's arteries. It's also called hypertension. If you have high blood ...

10 ways to control high blood pressure without medication

Jul 23, 2024 · If you have high blood pressure, you may wonder if you need to take medicine to treat it. But lifestyle changes play a vital role in treating ...

Explore our comprehensive blood typing genetics worksheet to enhance your understanding of genetics and heredity. Learn more about blood types and inheritance today!

[Back to Home](#)