

# Bohr Model Diagram Worksheet Answers

## Chemistry of Life Worksheet I

Complete the following Bohr Models and fill in the blanks:

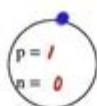
### Hydrogen

Symbol: H

No. of Electrons: 1

Atomic Number: 1

Atomic Mass: 1



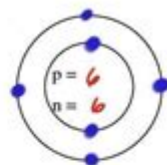
### Carbon

Symbol: C

No. of Electrons: 6

Atomic Number: 6

Atomic Mass: 12



### Phosphorous

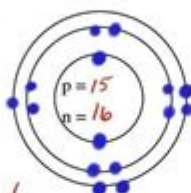
Symbol: P

No. of Electrons: 15

Atomic Number: 15

Atomic Mass: 31

Family: Nitrogen Family



### Chlorine

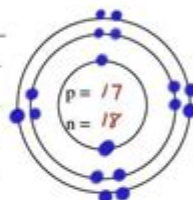
Symbol: Cl

No. of Electrons: 17

Atomic Number: 17

Atomic Mass: 35

Family: Halogens



### Oxygen

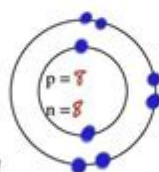
Symbol: O

No. of Electrons: 8

Atomic Number: 8

Atomic Mass: 16

Family: Oxygen Family



### Sodium

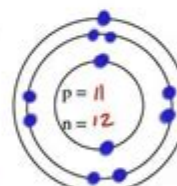
Symbol: Na

No. of Electrons: 11

Atomic Number: 11

Atomic Mass: 23

Family: Alkali Metals



### Potassium

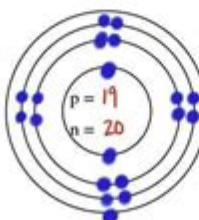
Symbol: K

No. of Electrons: 19

Atomic Number: 19

Atomic Mass: 39

Family: Alkali Metals



### Nitrogen

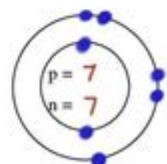
Symbol: N

No. of Electrons: 7

Atomic Number: 7

Atomic Mass: 14

Family: Nitrogen Family



**Bohr model diagram worksheet answers** serve as essential educational tools for students learning about atomic structure and the behavior of electrons in an atom. The Bohr model, developed by Danish physicist Niels Bohr in 1913, revolutionized our understanding of atomic physics by introducing a quantized approach to electron orbits. This article will explore the significance of the Bohr model, how to utilize worksheets effectively, and provide answers to common questions related to Bohr model diagrams.

## Understanding the Bohr Model

The Bohr model is a fundamental concept in chemistry and physics that describes how electrons are arranged around the nucleus of an atom. Here are some key points about the Bohr model:

- **Quantized Energy Levels:** Electrons can only occupy specific energy levels, which means they exist in distinct orbits around the nucleus.
- **Electron Transitions:** When electrons absorb energy, they can move to a higher energy level. Conversely, when they lose energy, they fall back to a lower energy level, often emitting light in the process.
- **Stability of Electrons:** The lowest energy level ( $n=1$ ) is the most stable, and electrons tend to occupy the lowest available energy states.

## The Importance of Bohr Model Worksheets

Worksheets focusing on the Bohr model serve several educational purposes:

- **Visual Learning:** Diagrams help students visualize atomic structures, making complex concepts more accessible.
- **Practice and Reinforcement:** Worksheets provide opportunities for students to practice drawing and interpreting Bohr diagrams.
- **Assessment Tools:** Educators can use worksheets to assess students' understanding and identify areas needing further explanation.

## Components of a Bohr Model Diagram

A typical Bohr model diagram consists of several key components:

### Nucleus

The nucleus, which contains protons and neutrons, is at the center of the diagram. It is crucial to indicate the number of protons, as this determines the element.

### Electron Orbits

The orbits or energy levels are depicted as concentric circles around the nucleus. Each orbit corresponds to a specific energy level, denoted by the principal quantum number ( $n$ ).

### Electrons

Electrons are represented as dots or small circles placed on these orbits. The number of electrons in each energy level can vary based on the element.

## Electron Configuration

Understanding how many electrons can fit into each energy level is vital. The maximum number of electrons in each shell can be calculated using the formula  $2n^2$ , where  $n$  is the principal quantum number.

## How to Solve Bohr Model Worksheets

When working on Bohr model diagram worksheets, follow these steps:

1. **Identify the Element:** Determine which element you are working with by looking up its atomic number in the periodic table.
2. **Draw the Nucleus:** Write the number of protons and neutrons in the nucleus. Protons equal the atomic number, while neutrons can be found by subtracting the atomic number from the atomic mass (rounded to the nearest whole number).
3. **Determine Electron Configuration:** Use the periodic table to find the number of electrons. Make sure to fill the energy levels according to the  $2n^2$  rule.
4. **Draw the Orbits:** Create concentric circles around the nucleus representing each energy level. Label them with their principal quantum numbers.
5. **Add Electrons:** Place the correct number of electrons in each orbit, starting from the lowest energy level and following the rules for electron configuration.

## Common Questions and Answers about Bohr Model Diagrams

### 1. What is the maximum number of electrons in the first three energy levels?

The maximum number of electrons can be calculated using the formula  $2n^2$ :

- First energy level ( $n=1$ ):  $2(1)^2 = 2$  electrons
- Second energy level ( $n=2$ ):  $2(2)^2 = 8$  electrons
- Third energy level ( $n=3$ ):  $2(3)^2 = 18$  electrons

## 2. How do you know how many neutrons to include in the nucleus?

To find the number of neutrons, subtract the atomic number (number of protons) from the atomic mass (rounded to the nearest whole number). For example, carbon has an atomic number of 6 and an atomic mass of about 12, so it has 6 neutrons.

## 3. Can the Bohr model be used for all elements?

The Bohr model is most accurate for hydrogen and hydrogen-like ions but becomes less effective for multi-electron atoms due to electron-electron interactions. For complex atoms, more advanced models like quantum mechanics provide a better description.

## 4. What are the limitations of the Bohr model?

While the Bohr model introduced significant concepts, it has limitations, including:

- Inability to accurately describe spectra of multi-electron atoms.
- Neglect of electron wave behavior, which is essential in quantum mechanics.
- Assumption of fixed orbits, whereas electrons exhibit probabilistic behavior.

## Conclusion

In summary, **Bohr model diagram worksheet answers** are critical for students attempting to grasp the intricacies of atomic structure. By understanding the components of the Bohr model and practicing with worksheets, learners can effectively visualize and comprehend the arrangement of electrons in various elements. While the Bohr model has its limitations, it remains a foundational concept in the study of atomic physics. By mastering worksheets and engaging with this model, students can build a solid foundation for further studies in chemistry and physics.

## Frequently Asked Questions

### What is the purpose of a Bohr model diagram worksheet?

A Bohr model diagram worksheet is designed to help students visualize atomic structures, specifically the arrangement of electrons in energy levels around the nucleus, facilitating a better understanding of atomic theory.

## **How do you determine the number of electrons in each energy level using a Bohr model?**

In the Bohr model, the maximum number of electrons that can occupy each energy level is determined by the formula  $2n^2$ , where 'n' is the principal quantum number (energy level). For example, the first level (n=1) can hold 2 electrons, the second level (n=2) can hold 8 electrons, and so on.

## **What are some common mistakes students make when completing a Bohr model diagram worksheet?**

Common mistakes include incorrectly placing the number of electrons in their respective energy levels, failing to recognize the maximum capacity for each level, and misunderstanding the significance of valence electrons.

## **How can a Bohr model diagram be used to explain chemical bonding?**

A Bohr model diagram can illustrate how atoms bond by showing the arrangement of electrons, particularly the valence electrons, which are involved in chemical reactions. Understanding how these electrons are shared or transferred helps explain ionic and covalent bonding.

## **What is the significance of the Bohr model in modern atomic theory?**

While the Bohr model has limitations, it was significant in introducing the concept of quantized energy levels and laid the groundwork for the development of quantum mechanics, helping to explain phenomena that classical models could not.

## **Where can I find reliable answers for a Bohr model diagram worksheet?**

Reliable answers for a Bohr model diagram worksheet can typically be found in educational textbooks, reputable online educational resources, or by consulting with a teacher or tutor who can provide guidance and validation.

Find other PDF article:

<https://soc.up.edu.ph/42-scope/Book?docid=xbN96-8416&title=multinational-financial-management-9th-edition.pdf>

## **Bohr Model Diagram Worksheet Answers**

Home - Brunos Pizzeria Bruno's Pizzeria Artisanale - Restaurant ...

Bruno's Pizzeria Artisanale Restaurant et livraison à Neuchâtel avec pizzas artisanales, focaccias, salades et desserts faits maison. Commande en ligne, livraison rapide ou à emporter.

*Nous Trouver - Brunos Pizzeria*

Nous restons ouverts tout l'été, mais en équipe réduite. Merci d'avance pour votre compréhension et patience en cas de petit retard ou de difficulté à nous joindre. On fait de notre mieux pour ...

#### *Menu Midi - Brunos Pizzeria*

Nous restons ouverts tout l'été, mais en équipe réduite. Merci d'avance pour votre compréhension et patience en cas de petit retard ou de difficulté à nous joindre. On fait de notre mieux pour ...

#### *Shop - Brunos Pizzeria*

La mia Pizza Les Classiques sans viande Les Classiques avec viande La Selezione di Bruno Boissons Vinoteca Bières Dessert

#### Shop - Brunos Pizzeria

Les Classiques sans viande La Végétarienne vegan 17.00 - 31.00 Tomate, aubergine au four, poivron grillé, champignons frais, artichauts La 4 Saisons vegan 17.00 - 31.00 Tomate, ...

#### **La mia Pizza. - Brunos Pizzeria**

Crée ta propre pizza avec tes ingrédients préférés Choisis d'abord la taille, après la base et les ingrédients sans oublier avec mozza ou sans mozza...

#### **La Passion - Brunos Pizzeria**

Horaires d'été chez Bruno's Pizzeria Nous restons ouverts tout l'été, mais en équipe réduite. Merci d'avance pour votre compréhension et patience en cas de petit retard ou de difficulté à ...

#### Menu Soir - Brunos Pizzeria

Rue des Draizes 51, 2000 Neuchâtel, SuisseT: +41 33 533 30 40

#### YouTube Help - Google Help

Learn more about YouTube YouTube help videos Browse our video library for helpful tips, feature overviews, and step-by-step tutorials. YouTube Known Issues Get information on reported ...

#### **Create an account on YouTube - Computer - YouTube Help**

Once you've signed in to YouTube with your Google Account, you can create a YouTube channel on your account. YouTube channels let you upload videos, leave comments, and create playlists.

#### *Sign in and out of YouTube - Computer - YouTube Help*

Signing in to YouTube allows you to access features like subscriptions, playlists and purchases, and history.

#### Download the YouTube app - Android - YouTube Help - Google ...

The YouTube app is available on a wide range of devices, but there are some minimum system requirements and device-specific limitations: Android: Requires Android 8.0 or later.

#### *Get help signing in to YouTube - YouTube Help - Google Help*

To make sure you're getting the directions for your account, select from the options below.

#### *Use your Google Account for YouTube*

After signing up for YouTube, signing in to your Google account on another Google service will automatically sign you in to YouTube. Deleting your Google Account will delete your YouTube ...

#### **Create a YouTube channel - Google Help**

Create a YouTube channel for a Brand Account that you already manage by choosing the Brand

Account from the list. If this Brand Account already has a channel, you can't create a new one. ...

### *Utiliser YouTube Studio*

Utiliser YouTube Studio YouTube Studio est la plate-forme des créateurs. Elle rassemble tous les outils nécessaires pour gérer votre présence en ligne, développer votre chaîne, interagir avec ...

### **Upload YouTube videos - Computer - YouTube Help - Google Help**

Upload videos in YouTube Studio Sign in to YouTube Studio. In the top-right corner, click CREATE Upload videos . Select the file you'd like to upload. You can upload up to 15 videos ...

### **Descargar la aplicación YouTube - Android - Ayuda de YouTube**

Descargar la aplicación YouTube Descarga la aplicación YouTube para disfrutar de una experiencia más completa en tu smartphone, tablet, smart TV, videoconsola o dispositivo de ...

Unlock the secrets of atomic structure with our Bohr model diagram worksheet answers. Enhance your learning and understanding today! Learn more now!

[Back to Home](#)