

Brief Solution Focused Therapy Worksheets

Solution Focused Brief Therapy Worksheet (PDF)

Use this activity to explore and compile your strengths as a reminder of how strong and capable you are.

My Top Five Strengths	How can I tell I have this strength?

Oftentimes we fail to see the good in ourselves while others are clear witnesses of it! Choose at least three people in your inner social circle to ask about their opinions of your strengths.

My relation with this person	What are my strengths according to this person? How could they tell?

© Happiertherapy.com All Rights Reserved

Brief Solution Focused Therapy Worksheets are valuable tools used in the therapeutic process to help clients focus on solutions rather than problems. This type of therapy is grounded in the belief that individuals have the resources and strengths needed to overcome their challenges. Worksheets can facilitate this process by providing structured approaches to exploring issues, setting goals, and developing actionable steps. This article will explore the essence of Brief Solution Focused Therapy (BSFT), the benefits of using worksheets, and offer examples of effective worksheets that can be utilized in the therapeutic setting.

Understanding Brief Solution Focused Therapy

Brief Solution Focused Therapy is a short-term therapeutic approach that emphasizes finding solutions in the present and exploring hope for the future rather than delving deeply into past issues. Developed in the late 1970s by Steve de Shazer and Insoo Kim Berg, this method is built on several fundamental principles:

Key Principles of BSFT

1. **Focus on Solutions:** Therapy sessions prioritize identifying what works well in a client's life and how they can build on these strengths.
2. **Future-Oriented:** Clients are encouraged to envision their desired future and explore steps to achieve that vision.
3. **Client-Centered:** The therapist acts as a facilitator rather than an expert, empowering clients to find their own solutions.
4. **Respect for Client Resources:** Clients are seen as capable of change, with their own unique skills and experiences that can be harnessed during therapy.

These principles make BSFT a powerful approach to therapy, especially for individuals seeking quick and effective solutions to their challenges.

Benefits of Using Worksheets in BSFT

Worksheets can enhance the effectiveness of Brief Solution Focused Therapy by providing a structured format for clients to reflect on their thoughts and feelings. Here are some benefits of utilizing worksheets in this therapeutic approach:

- **Promotes Clarity:** Worksheets help clients articulate their thoughts and feelings, making it easier to identify goals and potential solutions.
- **Encourages Engagement:** Completing worksheets can increase client involvement in the therapeutic process, fostering a sense of ownership over their progress.
- **Facilitates Goal Setting:** Worksheets can guide clients in creating clear, actionable goals that are aligned with their desired outcomes.
- **Tracks Progress:** Regularly using worksheets allows clients to monitor their progress over time and recognize small victories in their journey.
- **Enhances Communication:** Worksheets provide a tool for clients to express themselves, which can be particularly helpful for those who struggle to articulate their feelings verbally.

Examples of Brief Solution Focused Therapy Worksheets

To effectively implement BSFT, various worksheets can be utilized. Here are some examples:

1. Miracle Question Worksheet

The Miracle Question is a classic tool in BSFT that helps clients visualize a desired future. This worksheet typically includes the following components:

- Prompt: "Imagine that tonight, while you sleep, a miracle happens, and the problem that brought you to therapy is solved. What would be different in your life when you wake up?"
- Reflection Questions:
 - What would you notice first?
 - How would you feel?
 - What would you tell others about the changes?

This worksheet encourages clients to think beyond their current struggles and consider how their lives would improve.

2. Scaling Questions Worksheet

Scaling questions are used to assess clients' feelings and progress. This worksheet may include the following elements:

- Scale Definition: "On a scale from 0 to 10, where 0 represents the worst possible situation and 10 represents the best possible situation, where do you see yourself right now?"
- Follow-Up Questions:
 - What would it take to move from your current number to one point higher?
 - What small steps can you take to reach that goal?
 - What strengths do you have that can help you achieve this?

This worksheet helps clients quantify their feelings and identify actionable steps toward improvement.

3. Goal Setting Worksheet

Goal setting is a pivotal element of BSFT. A goal-setting worksheet can

assist clients in articulating their objectives. The worksheet typically includes:

- Goal Identification: "What is your goal?"
- Importance of the Goal: "Why is this goal important to you?"
- Steps to Achieve the Goal: "What specific actions can you take to achieve this goal?"
- Resources and Support: "Who can support you in reaching this goal?"

By clearly defining goals, clients can focus their efforts on achieving meaningful outcomes.

4. Strengths and Resources Worksheet

Identifying strengths and resources is crucial in BSFT. This worksheet encourages clients to reflect on their capabilities. Components may include:

- List Your Strengths: "What personal strengths do you possess?"
- Support System: "Who in your life can support you?"
- Past Successes: "Describe a time when you overcame a challenge. What did you do?"

This worksheet helps clients recognize their existing resources, reinforcing their ability to navigate challenges effectively.

Implementing Worksheets in Therapy Sessions

Integrating worksheets into therapy sessions involves a few strategic steps to maximize their effectiveness:

1. **Introduce the Concept:** Begin by explaining the purpose of the worksheets and how they can aid in the therapeutic process.
2. **Collaborate with Clients:** Encourage clients to work on the worksheets during or between sessions, allowing them to engage deeply with the material.
3. **Facilitate Discussion:** Use completed worksheets as discussion prompts during therapy sessions to explore insights and plan next steps.
4. **Encourage Reflection:** Ask clients to reflect on their experiences with the worksheets and how they feel about the process.
5. **Adjust as Needed:** Be open to modifying worksheets based on the client's needs and preferences to ensure they remain relevant and helpful.

Conclusion

Brief Solution Focused Therapy worksheets serve as effective tools that can enhance the therapeutic experience for clients seeking solutions to their problems. By focusing on strengths, setting clear goals, and visualizing desired outcomes, these worksheets empower individuals to take actionable steps toward positive change. Integrating these worksheets into therapy not only promotes engagement and clarity but also fosters a collaborative therapeutic relationship between clients and therapists. Whether through the Miracle Question, Scaling Questions, or goal-setting exercises, the structured approach provided by worksheets can lead to meaningful progress and transformation in clients' lives.

Frequently Asked Questions

What are brief solution-focused therapy worksheets?

Brief solution-focused therapy worksheets are tools used in therapy that help clients identify goals, explore solutions, and reflect on their progress in a structured manner.

How can worksheets enhance the effectiveness of solution-focused therapy?

Worksheets can enhance effectiveness by providing a visual aid for clients to clarify their thoughts, track their progress, and reinforce the skills learned during sessions.

What key components are typically included in solution-focused therapy worksheets?

Key components often include goal-setting sections, scaling questions, reflections on past successes, and action planning for future steps.

Who can benefit from using brief solution-focused therapy worksheets?

Individuals, couples, and families facing a variety of challenges, including anxiety, depression, and relationship issues, can benefit from using these worksheets.

Are brief solution-focused therapy worksheets

suitable for children?

Yes, there are specially designed worksheets for children that use engaging language and visuals to help them express their thoughts and feelings effectively.

How do therapists typically incorporate worksheets into their sessions?

Therapists incorporate worksheets by guiding clients through them during sessions, facilitating discussions about their answers, and assigning them as homework for further reflection.

Can solution-focused therapy worksheets be used outside of therapy sessions?

Absolutely! Clients can use the worksheets independently to continue exploring solutions and tracking their progress between therapy sessions.

What is the importance of goal-setting in solution-focused therapy worksheets?

Goal-setting is crucial as it provides direction for therapy, motivates clients, and helps measure progress, making the therapeutic process more focused and efficient.

How can I find or create my own brief solution-focused therapy worksheets?

You can find pre-made worksheets online through therapy resources or create your own by focusing on goal identification, solutions, and reflection prompts tailored to individual needs.

What are some common challenges clients face when using solution-focused therapy worksheets?

Common challenges include difficulty in articulating goals, reluctance to reflect on past successes, or finding it hard to envision possible solutions to their problems.

Find other PDF article:

<https://soc.up.edu.ph/09-draft/files?trackid=Tfl28-6022&title=bill-nye-the-science-guy-motion-worksheets.pdf>

Brief Solution Focused Therapy Worksheets

□□□□□□□**Brief**□□□□ - □□

```

#####  #####  #####
#####brief#####
#####brief ...

```

brief -

[illegible]

figure key , legend, caption ...

Legends, on the other hand, are brief descriptions of figures or tables and often indicate how to interpret the information presented in the corresponding illustrations. Legends are descriptive ...

□□□□□□□□□□ - □□

Original article: □□□□□□□□ Letter□brief report: □□□□□□□□□□□□□□□□ original article□□□□□□□□
□Letter□brief report□□□□□□□□□□ ...

□□□□□□□□ **PPT** □□ **deck** □ - □□

deck deck deck deck PPT
...

SCI#####running title##### ...

May 30, 2022 · The title exceeds 70 characters with spaces; the author is suggested to give an abbreviated running head.





□□□□□□□□ **BRIEF-A** □□□□□□□□ - □□

Behavior Rating Inventory of Executive Function-Adult Version, BRIEF-A) BRIEF-A
2010 18 ...

□□□□□□□□**Brief**□□□□□□**Panty** - □□

Briefpanty
 ...

Briefings In Bioinformatics 11(1) - 11

Briefings In Bioinformatics  Brief Bioinform 
...  2 ...

Nature methods

Nature methods
 brief communica...

□□□□□□□□**Brief**□□□□ - □□

```

#####  #####  ##
#####brief#####
#####brief ...

```

brief -[illegible]

figure key, legend, caption ...

Legends, on the other hand, are brief descriptions of figures or tables and often indicate how to interpret the information presented in the corresponding illustrations. Legends are descriptive ...

original article - PDF

Original article: Letter to the Editor
Letter to the Editor
Letter to the Editor ...

PPT Deck - PDF

deck
deck
deck
deck
PPT
...

SCI running title

May 30, 2022 · The title exceeds 70 characters with spaces; the author is suggested to give an abbreviated runnin...

BRIEF-A - PDF

(Behavior Rating Inventory of Executive Function-Adult Version, BRIEF-A) BRIEF-A
2010 18 ...

Brief Panty - PDF

Brief panty
...

Briefings In Bioinformatics - PDF

Briefings In Bioinformatics
Brief Bioinform
2 ...

Nature methods - PDF

Nature methods
Nature Methods
brief communica...
...

Unlock the potential of brief solution focused therapy with our expert worksheets. Enhance your practice and client outcomes. Learn more today!

[Back to Home](#)