

Box Method Of Multiplication Worksheets




Box Method Math

Use the box method to work out these multiplication questions.

1) $83 \times 36 =$ _____



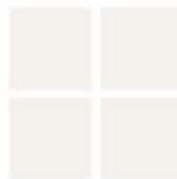
2) $72 \times 41 =$ _____



3) $19 \times 59 =$ _____



4) $57 \times 71 =$ _____

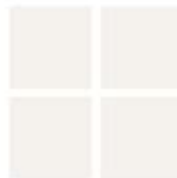


KIDPID.COM

5) $29 \times 83 =$ _____



6) $43 \times 48 =$ _____



For personal and educational use only.
Copyright © K4 Media & Technologies LLP

Box method of multiplication worksheets are essential tools for teaching students the fundamental concepts of multiplication. This method, also known as the area model, visualizes multiplication in a way that enhances understanding, especially for younger learners or those struggling with traditional algorithms. By breaking down numbers into their place values and representing them as areas in a box, students can grasp the idea of multiplication more intuitively. This article will explore the box method, its benefits, how to create effective worksheets, and tips for teachers and parents on implementing this method in the classroom or at home.

Understanding the Box Method of Multiplication

The box method of multiplication simplifies the multiplication process by dividing numbers into smaller, more manageable parts. This method relies on the distributive property of multiplication, which states that a number can be multiplied by a sum of numbers by multiplying each addend separately and then adding the products.

How the Box Method Works

The box method involves the following steps:

1. **Decompose the Numbers:** Split the numbers being multiplied into their respective place values. For instance, for the multiplication of 23 and 45:
 - 23 can be decomposed into 20 and 3.
 - 45 can be decomposed into 40 and 5.
2. **Draw the Box:** Create a box or grid. The rows will represent the first number, and the columns will represent the second number. In this example, you would create a 2x2 grid because both numbers have two digits.
3. **Fill in the Box:** In each cell of the grid, multiply the values of the corresponding row and column. For the above example, the grid would look like this:
 - Top row: 20 and 3
 - Left column: 40 and 5

The products would be:

 - Top left cell: $20 \times 40 = 800$
 - Top right cell: $20 \times 5 = 100$
 - Bottom left cell: $3 \times 40 = 120$
 - Bottom right cell: $3 \times 5 = 15$
4. **Add the Products:** Finally, add all the products from each cell in the box:
 - $800 + 100 + 120 + 15 = 1035$

Thus, $23 \times 45 = 1035$.

Benefits of Using the Box Method

The box method offers several advantages, especially for elementary and middle school students:

1. **Visual Learning:** The box method provides a visual representation of multiplication, making it easier for students to comprehend the process. Visual learners, in particular, benefit from seeing the numbers broken down and organized.
2. **Encourages Critical Thinking:** This method encourages students to think critically about numbers and their relationships, as they must analyze how to decompose and combine the values effectively.
3. **Supports Understanding of Place Value:** By focusing on the place values of numbers, the box method reinforces the concept of place value, which is

crucial for mastering multiplication and other mathematical operations.

4. **Flexibility:** The box method can be used for multiplying numbers of different sizes and can easily be adapted for more complex problems, including decimals and larger integers.

5. **Strengthens Arithmetic Skills:** Regular practice with the box method enhances students' multiplication skills, leading to improved accuracy and confidence in their arithmetic abilities.

Creating Effective Box Method Multiplication Worksheets

When designing box method multiplication worksheets, it's essential to provide clear instructions and varied practice problems. Here are some tips for creating effective worksheets:

1. Include Clear Instructions

- Begin with a brief explanation of the box method.
- Provide step-by-step directions for using the method.
- Include an example problem worked out in full before the practice problems.

2. Vary the Difficulty Levels

- Create worksheets with a range of problems, from basic two-digit multiplications to more challenging three-digit multiplications.
- Include word problems that require the application of the box method in real-life scenarios.

3. Use Visual Aids

- Incorporate grids or boxes that students can fill in themselves.
- Provide space for students to show their work, encouraging them to write down each step.

4. Include Practice and Review Sections

- Design sections for independent practice, where students can attempt problems on their own.
- Add review problems at the end of each worksheet to reinforce learning.

5. Provide Answer Keys

- Include an answer key for each worksheet to facilitate self-checking and immediate feedback.

Tips for Implementing the Box Method in the Classroom

To maximize the effectiveness of the box method of multiplication worksheets, consider the following strategies for implementation:

1. Model the Process

- Start by modeling the box method on the board. Demonstrate how to decompose numbers and fill in the box.
- Use different examples to show how the method applies to various multiplication problems.

2. Encourage Group Work

- Pair students or form small groups for collaborative learning. Working together can help students share strategies and reinforce each other's understanding.

3. Integrate Technology

- Utilize educational software or online platforms that offer interactive box method multiplication exercises. This can make learning more engaging for tech-savvy students.

4. Assess Understanding Regularly

- Implement formative assessments to gauge students' understanding. This can include quizzes, oral presentations, or group discussions about the box method.

5. Provide Positive Reinforcement

- Celebrate progress and proficiency in using the box method. Positive feedback can boost students' confidence and motivation to learn.

Conclusion

Incorporating the box method of multiplication worksheets into math instruction provides a valuable resource for enhancing students' understanding of multiplication. This method not only simplifies complex multiplication problems but also reinforces essential mathematical concepts such as place value and the distributive property. By creating engaging and effective worksheets, teachers and parents can support students in developing their multiplication skills, leading to greater confidence and success in

mathematics. With the right tools and strategies, the box method can transform the way students approach multiplication, making it a more accessible and enjoyable experience.

Frequently Asked Questions

What is the box method of multiplication?

The box method of multiplication is a visual way to multiply numbers using a grid or box to break down the numbers into smaller, more manageable parts.

How do I create a box method multiplication worksheet?

To create a box method multiplication worksheet, draw a grid with boxes representing the place values of the numbers being multiplied, then fill in the boxes with the products of the corresponding place values.

What grade level is appropriate for using the box method of multiplication?

The box method of multiplication is typically introduced in 3rd grade, but it can be used in earlier or later grades depending on the students' understanding of multiplication.

Can the box method be used for multiplying larger numbers?

Yes, the box method can be used for multiplying larger numbers by breaking them down into their place values and filling in a larger grid accordingly.

What are the benefits of using box method multiplication worksheets?

The benefits of using box method multiplication worksheets include enhancing students' understanding of place value, improving their multiplication skills, and providing a visual aid to help them grasp the concept.

Are there free resources available for box method multiplication worksheets?

Yes, there are many free resources available online, including educational websites, teacher blogs, and downloadable PDF worksheets that focus on the box method of multiplication.

How can parents help their children with box method multiplication at home?

Parents can help their children with box method multiplication by providing practice worksheets, explaining the concept visually, and working through problems together using the box method.

What types of problems are included in box method multiplication worksheets?

Box method multiplication worksheets typically include problems that involve multiplying two-digit or three-digit numbers, as well as word problems that require students to apply the box method.

Is the box method of multiplication effective for all learners?

The box method of multiplication is particularly effective for visual learners and those who benefit from structured approaches, but it may not be the best fit for every student depending on their learning style.

How can teachers assess student understanding of the box method?

Teachers can assess student understanding of the box method by reviewing completed worksheets, observing students as they work through problems, and giving quizzes that require them to use the box method.

Find other PDF article:

<https://soc.up.edu.ph/07-post/Book?ID=Mtu44-0055&title=as-a-manager-how-to-motivate-employees.pdf>

Box Method Of Multiplication Worksheets

F1Box? -

“Box? ” TR “box box” BOX ...

Core Ultra Core Ultra 7 265K BOX ...

Oct 25, 2024 · Core Ultra 7 265K BOX ¥46,480 20241025 .com

.com - N-BOX JOY

Oct 15, 2024 · N-BOX JOY .com

2025 ...

2025 ROG Cherry VGN 2780 1822 4458

265K265() Core Ultra 7 265K ...

Oct 25, 2024 · Core Ultra 7 265K BOX 9 9 265K265 () 2025/05/19 05:55 CPU > > Core Ultra 7 265K BOX 8

00000000000000000000300000 0000000000000000X0X0X0X0X0X0 00000000000000000000 00000000
00X00X00X00X00X00X00

Aug 20, 2024 · AMD Ryzen 5 9600X BOX.com .com

Jun 4, 2024 ·  1ms 
 

May 24, 2025 ·   PS4  Xbox One  Xbox Series X / S  Switch OLED 

Feb 24, 2025 · N-BOX ECU 2020

“Box? ” 的 响 应 是 一 个 不 可 能 的 命 令 的 回 答 “box box” 的 响 应 是 一 个 不 可 能 的 命 令 的 回 答 ...

Oct 25, 2024 · [View details](#) [View details](#) Core Ultra 7 265K BOX [View details](#) ¥46,480 [View details](#) 2024-10-25 [View details](#) [View details](#) .com

Oct 15, 2024 · [N-BOX JOY](#)[XXXXXXXXXXXXXXXXXXXXXXXXXXXX.com](#) [XXXXXXXXXXXXXXXXXXXXXXXXXXXX](#)
[XX](#)

2025 ROG Cherry VGN
2780 1822 4458

Oct 25, 2024 · Core Ultra 7 265K BOX 9 9 265K 265 ()
2025/05/19 05:55 CPU > Core ...

[Back to Home](#)