

Bohr Model Of The Atom Worksheet

Chemistry of Life Worksheet I

Complete the following Bohr Models and fill in the blanks:

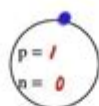
Hydrogen

Symbol: H

No. of Electrons: 1

Atomic Number: 1

Atomic Mass: 1



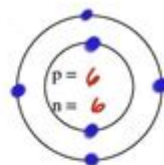
Carbon

Symbol: C

No. of Electrons: 6

Atomic Number: 6

Atomic Mass: 12



Phosphorous

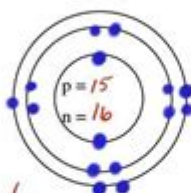
Symbol: P

No. of Electrons: 15

Atomic Number: 15

Atomic Mass: 31

Family: Nitrogen Family



Chlorine

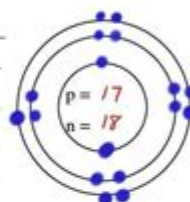
Symbol: Cl

No. of Electrons: 17

Atomic Number: 17

Atomic Mass: 35

Family: Halogens



Oxygen

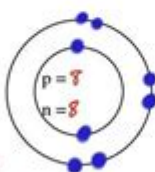
Symbol: O

No. of Electrons: 8

Atomic Number: 8

Atomic Mass: 16

Family: Oxygen Family



Sodium

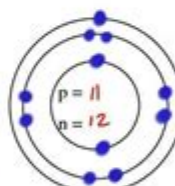
Symbol: Na

No. of Electrons: 11

Atomic Number: 11

Atomic Mass: 23

Family: Alkali Metals



Potassium

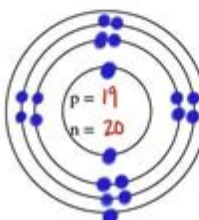
Symbol: K

No. of Electrons: 19

Atomic Number: 19

Atomic Mass: 39

Family: Alkali Metals



Nitrogen

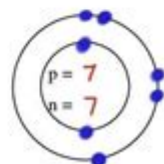
Symbol: N

No. of Electrons: 7

Atomic Number: 7

Atomic Mass: 14

Family: Nitrogen Family



Bohr Model of the Atom Worksheet

The Bohr Model of the Atom is a pivotal concept in the field of atomic physics and chemistry, providing a foundation for understanding the structure of atoms. Developed by Danish physicist Niels Bohr in 1913, this model introduced a revolutionary way of visualizing atomic structure, particularly the behavior of electrons in an atom. This article will delve into the Bohr model, its historical context, fundamental principles, mathematical formulations, limitations, and its educational significance, specifically in the context of a worksheet designed for students.

Historical Context

The Bohr Model was developed during a period of significant advancements in atomic theory. Prior to Bohr, the structure of the atom was largely influenced by the work of scientists such as:

- J.J. Thomson: Discovered the electron and proposed the "plum pudding" model, where electrons were embedded in a positively charged "soup."
- Ernest Rutherford: Conducted the gold foil experiment, which led to the identification of the nucleus and the planetary model of the atom.

Bohr built upon these earlier models, addressing the limitations they presented, particularly regarding the stability of electron orbits and the emission spectra of hydrogen.

Fundamental Principles of the Bohr Model

The Bohr Model is based on several key principles that describe how electrons behave in an atom:

1. Quantum Leap of Electrons

- Electrons move in specific orbits around the nucleus without radiating energy.
- These orbits correspond to distinct energy levels.

2. Quantized Energy Levels

- The energy levels are quantized, meaning electrons can only occupy certain allowed orbits.
- The energy of an electron in a given orbit is determined by the formula:

$$E_n = -\frac{13.6 \text{ eV}}{n^2}$$

where (E_n) is the energy of the electron at level (n) ($n = 1, 2, 3, \dots$).

3. Emission and Absorption of Energy

- When an electron transitions between levels, it either absorbs or emits energy in the form of a photon.
- The energy of the photon corresponds to the difference in energy between the two levels,

expressed as:

$$E = h\nu = \frac{hc}{\lambda}$$

where h is Planck's constant, ν is the frequency of the emitted/absorbed light, c is the speed of light, and λ is the wavelength.

4. Stability of Electron Orbits

- Electrons in stable orbits do not radiate energy, thus preventing them from spiraling into the nucleus.

Mathematics of the Bohr Model

The Bohr model can be described mathematically, showcasing the relationship between the atomic structure and physical constants.

1. Radius of Electron Orbits

The radius of the n -th orbit can be calculated using:

$$r_n = n^2 \cdot r_1$$

where r_1 (the radius of the first orbit) is approximately 5.29×10^{-11} meters.

2. Velocity of Electrons

The velocity of an electron in the n -th orbit is given by:

$$v_n = \frac{e^2}{2 \epsilon_0 h n}$$

where e is the charge of the electron, and ϵ_0 is the permittivity of free space.

3. Energy of the Electron

As mentioned earlier, the energy of the electron can be expressed as:

$$E_n = -\frac{13.6 \text{ eV}}{n^2}$$

This equation emphasizes that as (n) increases, the energy becomes less negative, indicating that the electron is less tightly bound to the nucleus.

Limitations of the Bohr Model

While the Bohr Model was groundbreaking, it has several limitations:

- Hydrogen Atom Only: The model works well for hydrogen and hydrogen-like ions but fails for more complex atoms.
- Electron Behavior: It does not account for the wave-particle duality of electrons, a concept later introduced by quantum mechanics.
- Fine Structure: The model cannot explain the fine structure of spectral lines due to spin and relativistic effects.
- Multi-Electron Atoms: It does not accurately describe the behaviors of electrons in multi-electron atoms due to electron-electron interactions.

Educational Significance: Bohr Model of the Atom Worksheet

In educational settings, a worksheet centered around the Bohr model can serve as a powerful tool for reinforcing students' understanding of atomic structure. Here are some components that can be included in a comprehensive worksheet:

1. Definitions and Key Concepts

- Provide definitions for key terms such as "quantization," "energy levels," "electron orbitals," and "photon."
- Include diagrams illustrating the structure of an atom according to the Bohr model.

2. Calculation Problems

- Include exercises that require students to calculate the energy levels, radii, or velocities of electrons in different orbits.

- Example problems could include:
- Calculate the energy of the electron in the second energy level of hydrogen.
- Determine the radius of the first orbit in a hydrogen atom.

3. Conceptual Questions

- Ask students to explain why the Bohr model fails to describe multi-electron atoms.
- Discuss the significance of quantized energy levels in understanding atomic spectra.

4. Application Questions

- Provide scenarios where students have to predict the spectral lines of hydrogen when an electron transitions from one level to another.
- Encourage students to relate the Bohr model to real-life applications, such as lasers and atomic emission spectra.

Conclusion

The Bohr Model of the Atom represents a significant milestone in the journey of atomic theory. Despite its limitations, it laid the groundwork for future advancements in quantum mechanics and provided a framework for understanding atomic structure. Worksheets designed around the Bohr model can enhance students' comprehension and appreciation of atomic theory, nurturing the next generation of scientists. By engaging with the model's principles, mathematics, and applications, students gain a deeper insight into the fundamental building blocks of matter and the nature of the universe.

Frequently Asked Questions

What is the Bohr model of the atom primarily used to explain?

The Bohr model of the atom is primarily used to explain the structure of hydrogen and the behavior of electrons in energy levels.

How does the Bohr model describe electron orbits?

The Bohr model describes electron orbits as fixed paths or energy levels around the nucleus where electrons can exist without radiating energy.

What are the limitations of the Bohr model?

The limitations of the Bohr model include its inability to accurately predict the spectra of multi-electron atoms and its failure to account for electron-electron interactions.

What is the significance of the principal quantum number in the Bohr model?

The principal quantum number in the Bohr model indicates the energy level of an electron, with higher numbers corresponding to higher energy and larger orbits.

How can students use a worksheet on the Bohr model effectively?

Students can use a worksheet on the Bohr model to practice drawing atomic structures, calculating energy levels, and answering questions that reinforce their understanding of atomic theory.

What is a common activity found in a Bohr model worksheet?

A common activity in a Bohr model worksheet includes labeling diagrams of atoms, identifying electron configurations, and calculating the wavelengths of emitted light during electron transitions.

Why is the Bohr model considered a historical milestone in atomic theory?

The Bohr model is considered a historical milestone because it was one of the first models to incorporate quantum theory into the understanding of atomic structure, paving the way for modern quantum mechanics.

What type of questions are typically included in a Bohr model worksheet?

Typical questions in a Bohr model worksheet may include multiple-choice questions, short answer questions about electron transitions, and problems requiring calculations of energy changes.

How does the Bohr model relate to the emission spectrum of hydrogen?

The Bohr model relates to the emission spectrum of hydrogen by explaining that when an electron transitions between energy levels, it emits or absorbs a photon, resulting in specific wavelengths of light that form the emission spectrum.

Find other PDF article:

<https://soc.up.edu.ph/19-theme/Book?docid=Rfa03-7812&title=easiest-way-to-learn-math.pdf>

Bohr Model Of The Atom Worksheet

How to resolve Facebook Login is currently unavailable for this ...

Jul 28, 2021 · In the facebook developers console for your app, go to App Review-> Permissions and Features. Set the public_profile and email to have advanced access. This will allow all facebook users to have access and these two settings are auto granted. Ensure the Access Level indicates Advanced Access

How to add facebook share button on my website? - Stack Overflow

May 9, 2013 · Note that with using the Facebook SDK your users are being tracked only by visiting your site; they don't even need to click any of your Share or Like buttons. The answers below suggesting only a simple link (a href) solve this issue.

Decoding facebook's blob video url - Stack Overflow

Facebook downloads the audio and the video separately, so get the audio link from the google chrome inspector, by right click on the video and choosing inspect ,going to Inspector, Network Tab, and checking the links, use filter:larger-than:50k in the filter area to select bigger files (change 50k according to the length of your video), look in ...

Facebook share link - can you customize the message body text?

Feb 17, 2011 · Facebook will not allow developers pre-fill messages. Developers may customize the story by providing OG meta tags, but it's up to the user to fill the message. This is only possible if you are posting on the user's behalf, which requires the user authorizing your application with the publish_actions permission. AND even then:

Solved: Unauthorized payment to Meta Platforms (Facebook i.

SSo today suddenly I had two unauthorized automatic payments to Meta Platforms INC (email says Facebook ireland???) amounting to \$354.72! I checked my Facebook account and there were NO activities logged. It's no small sum and when I raised a dispute to PAYPAL, PAYPAL denied the dispute and deeme...

What is Meta Platform and why do they charge - PayPal Community

Meta's products and services include, Facebook, Instagram, WhatsApp etc. If you are seeing a charge from Meta on your PayPal account, it is most likely referring too a service you purchased from them.

How to embed a facebook page in an iframe? - Stack Overflow

It doesn't work,Browser do not allow to load local files to iframe, if you try to load an html from the server you get "Refused to display ' m.facebook.com ' in a frame because it set 'X-Frame-Options' to 'deny'."

Facebook share link without JavaScript - Stack Overflow

Learn how to create a Facebook share link without using JavaScript, including tips and solutions for effective sharing.

How to recognize Facebook User-Agent - Stack Overflow

Dec 24, 2011 · You can checkout Facebook's best practices page for more and up-to-date details on how to detect its crawlers and scrapers. Note that Facebot has been added to the list of user-agent strings.

Where can I find my Facebook application id and secret key?

Jul 8, 2010 · In my Facebook account, where can I find these application IDs, secret key, all?

2626 South 108 Street - Burger King

2626 south 108 street Directions WEST ALLIS WI, 53227 4143211772 Ways to order Mobile Ordering & Pickup

Burger King - West Allis, WI - Yelp

Mar 30, 2019 · Yelp users haven't asked any questions yet about Burger King.

Burger King menu - West Allis WI 53227 - (414) 321-1772 - Allmenus

Restaurant menu, map for Burger King located in 53227, West Allis WI, 2626 S 108th St.

West Allis Burger King demolished after 'public nuisance' lawsuit

Feb 6, 2024 · A vacant West Allis Burger King at the center of a months-long legal battle came down Tuesday. The city filed a lawsuit against the restaurant chain.

Burger King 2626 S 108th St West Allis, WI 53227 - Menu With ...

Burger King 2626 S 108th St West Allis, WI 53227: get restaurant menu, price, hours, phone, and location on the map.

Burger King, West Allis - Menu, Reviews (306), Photos (69 ...

Latest reviews, photos and ratings for Burger King at 6746 W Greenfield Ave in West Allis - view the menu, hours, phone number, address and map.

Order Burger King - West Allis, WI Menu Delivery [Menu & Prices] | West ...

Get delivery or takeout from Burger King at 2626 S 108th St in West Allis. Order online and track your order live. No delivery fee on your first order!

Burger King | 2626 S 108th St, West Allis, WI 53227, USA

May 18, 2025 · Get address, phone number, hours, reviews, photos and more for Burger King | 2626 S 108th St, West Allis, WI 53227, USA on usarestaurants.info

Burger King - South 108 Street, West Allis, WI - Hours

Here you can find some information about Burger King South 108 Street, West Allis, WI, including the business times, address info and phone number.

6746 W. Greenfield Avenue - Burger King

A BBQ Brisket Whopper® inspired by YOU! At participating U.S. Burger King® restaurants. Apple and the Apple logo are trademarks of Apple Inc., registered in the U.S. and other countries. ...

Explore our comprehensive Bohr model of the atom worksheet

[Back to Home](#)