



























# Blends And Digraphs Worksheets

Blends & Digraphs Chart			bl  blocks	br  bread		
cl  clock	cr  crab	dr  dragon	fl  fly	fr  frog		
gl  globe	gr  grapes	pl  plane	pr  pretzel	qu  queen		
sc  scarf	sk  skateboard	sl  slide	sm  smile	sn  snake		
sp  spider	st  star	sw  swing	tr  tree	tw  twins		
Digraphs			ch  chick	sh  sheep	th  thumb	wh  whale

Blends and digraphs worksheets are essential educational tools designed to help young learners develop their phonemic awareness and reading skills. As children embark on their literacy journey, understanding the sounds that letters make when combined is crucial for effective reading and writing. Blends and digraphs are specific combinations of letters that create distinct sounds, and worksheets focusing on these concepts provide structured practice. This article explores the significance of blends and digraphs, the types of worksheets available, and strategies for effective teaching.

## Understanding Blends and Digraphs

## What are Blends?

Blends are combinations of two or more consonants where each sound can still be heard. When children pronounce a blend, they can identify the individual sounds of the letters. For example, in the word "stop," the sounds of /s/, /t/, and /p/ can be distinctly heard.

Common blends include:

1. Initial Blends: These occur at the beginning of words. Examples include:
  - bl (black, blue)
  - fl (flag, flip)
  - gr (green, grape)
  - st (star, stop)
2. Final Blends: These occur at the end of words. Examples include:
  - nd (found, hand)
  - st (first, past)
  - lt (melt, belt)

## What are Digraphs?

Digraphs, on the other hand, consist of two letters that together make a single sound. Unlike blends, the individual sounds of the letters are not heard distinctly. For instance, in the word "chop," the 'ch' represents a single sound /tʃ/.

Common digraphs include:

1. Consonant Digraphs: These include:
  - ch (chop, chat)
  - sh (ship, brush)
  - th (that, thin)
  - wh (whale, why)
2. Vowel Digraphs: These consist of two vowels that create a single sound, such as:
  - ai (rain, train)
  - ea (seal, team)
  - oo (moon, book)

## The Importance of Blends and Digraphs Worksheets

Worksheets focusing on blends and digraphs play a vital role in early literacy education. They serve several important purposes:

1. Phonemic Awareness: Worksheets help students recognize and manipulate sounds in words, which is a key skill for reading and spelling.
2. Reading Fluency: By practicing blends and digraphs, children improve their ability to decode words quickly and accurately, leading to better reading fluency.

3. **Spelling Skills:** Understanding how blends and digraphs function enables students to spell words correctly, enhancing their writing capabilities.
4. **Engagement:** Worksheets can be designed in a fun and interactive manner, making learning enjoyable and keeping students engaged.
5. **Assessment:** Teachers can use these worksheets to assess students' understanding of phonics and identify areas where additional support may be needed.

## **Types of Blends and Digraphs Worksheets**

There are various types of blends and digraphs worksheets tailored to different learning needs. Here are a few popular formats:

### **1. Coloring Worksheets**

These worksheets require students to color images that represent words containing blends or digraphs. This not only reinforces their understanding of the sounds but also adds a creative element to learning.

Examples:

- Color the picture of a "ship" to practice the 'sh' digraph.
- Color all words that start with the 'br' blend.

### **2. Matching Worksheets**

Matching exercises allow students to draw lines connecting words to corresponding images. This helps with visual recognition and reinforces the association between sounds and words.

Examples:

- Match words with their pictures, like 'chop' with a picture of a 'chop'.
- Connect 'st' blend words with images depicting them.

### **3. Fill-in-the-Blank Worksheets**

These worksheets present sentences with missing words, requiring students to fill in the blanks with appropriate blends or digraphs. This format encourages contextual understanding of words.

Examples:

- The \_\_\_\_\_ (chop) was delicious.
- The \_\_\_\_\_ (straw) is in my drink.

### **4. Crossword Puzzles**

Crossword puzzles can be a fun way to incorporate blends and digraphs into

learning. Clues can be provided for words that contain specific blends or digraphs, allowing students to practice spelling in a challenging format.

## **5. Word Searches**

Word searches are another engaging way for students to identify and recognize blends and digraphs. They can search for words hidden in a grid, which helps reinforce their reading skills.

## **Strategies for Using Blends and Digraphs Worksheets**

To maximize the effectiveness of blends and digraphs worksheets, educators can employ several strategies:

### **1. Introduce Concepts Gradually**

Start by introducing blends and digraphs separately before combining them. This will help students focus on mastering one concept at a time.

### **2. Use Multi-sensory Approaches**

Incorporate visual, auditory, and kinesthetic learning methods. For example, have students say the sounds out loud while tracing the letters with their fingers.

### **3. Provide Context**

Use blends and digraphs within the context of stories or sentences. This helps students understand how these sounds function within language.

### **4. Encourage Collaboration**

Have students work in pairs or small groups to complete worksheets. Collaborative learning encourages discussion and helps reinforce understanding.

### **5. Offer Immediate Feedback**

Provide constructive feedback as students complete their worksheets. Correcting mistakes and affirming successes in real-time helps solidify learning.

## **Conclusion**

In conclusion, blends and digraphs worksheets are indispensable resources in the realm of early literacy education. They not only provide essential practice for understanding complex sounds but also engage students in fun and interactive ways. By utilizing various types of worksheets and employing effective teaching strategies, educators can foster a strong foundation in reading and writing for their students. As children become proficient in recognizing and using blends and digraphs, they will gain confidence in their literacy skills, paving the way for a successful academic journey.

## **Frequently Asked Questions**

### **What are blends and digraphs in the context of early literacy?**

Blends are combinations of two or more consonants where each sound is heard, such as 'bl' in 'black' or 'str' in 'street'. Digraphs, on the other hand, are two letters that make one sound, like 'ch' in 'chair' or 'sh' in 'ship'.

### **How can blends and digraphs worksheets help improve reading skills?**

These worksheets provide focused practice on recognizing and using blends and digraphs, which helps children decode words more efficiently and enhances their overall reading fluency.

### **What types of activities are commonly found in blends and digraphs worksheets?**

Common activities include matching words with corresponding pictures, filling in missing letters to form blends or digraphs, and sorting words into categories based on their sounds.

### **At what grade level should students start using blends and digraphs worksheets?**

Students typically begin to use blends and digraphs worksheets in kindergarten or first grade, as they start to learn about phonics and word formation.

### **Are there online resources available for blends and digraphs worksheets?**

Yes, many educational websites offer free or paid downloadable blends and digraphs worksheets, along with interactive games and quizzes to reinforce learning.

Find other PDF article:

<https://soc.up.edu.ph/66-gist/Book?trackid=LJQ63-2052&title=what-was-of-mice-and-men-about.pdf>

# **Blends And Digraphs Worksheets**

## **Wollishofen - Wikipedia**

Wollishofen ist ein Quartier der Stadt Zürich mit zahlreichen kleineren und grösseren Wohnsiedlungen. Die ehemals selbstständige Gemeinde Wollishofen wurde 1893 ...

## *Wollishofen — Wikipédia*

Wollishofen est un quartier de la ville de Zurich, il fait partie du deuxième arrondissement. Jusqu'en 1893, c'était une commune à part entière qui fut alors incorporée dans la ville de Zurich.

## **Karte: Zürich, Wollishofen - search.ch**

Die interaktive Karte von Zürich, Wollishofen mit aktuellen Informationen zu Verkehr, Gastronomie und mehr

## **LES 10 MEILLEURES choses à faire à Wollishofen, Zurich**

Activités à Wollishofen, Zurich, Canton de Zurich : découvrez 332'106 avis de voyageurs et photos de 13 choses à faire à Wollishofen, Zurich, sur Tripadvisor.

## **Quartierverein Zürich-Wollishofen**

Wollishofen Das Quartier zwischen Sihl und See Alteingesessen oder neu zugezogen – Wollishofen hat jedem ein höchst attraktives Wohn- und Arbeitsquartier zu bieten.

## Strandbad Wollishofen | Stadt Zürich

Seite vorlesen Strandbad Wollishofen Das Strandbad Wollishofen ist ein Familienbad mit Nichtschwimmer\*innenbereich im See. Es hat ein Floss, eine Liegewiese und Terrasse mit ...

## **Zunft Wollishofen**

Viel Wissenswertes über die Zunft Wollishofen, deren Organisation, was die Vergnügungskommission macht, wieso sie die Knonauer Tracht tragen und wie man ...

## Wollishofen - Die Quartiervereine der Stadt Zürich

Mar 17, 2019 · Alt-Wollishofen bestand bis weit ins 19. Jahrhundert aus Einzelhöfen und kleinen Häusergruppen. Zusammen mit Leimbach und der Enge bildete es eine der 18 inneren ...

## *Home | Ortsmuseum Wollishofen*

Seit 1985 betreibt die Ortsgeschichtliche Kommission des Quartiervereins Wollishofen das Ortsmuseum im Hornerhaus an der Widmerstrasse 8. Wir zeigen Ausstellungen zur ...

## *Zürich Wollishofen: Der ideale Arbeitsort am Zürichsee - Westhive*

Das trendige und aufstrebende Quartier Zürich Wollishofen hat sowohl als Wohnort als auch Arbeitsort einiges zu bieten. Überzeugend ist nicht nur die hippe Lage direkt am Zürichsee ...

## *Durban*

With more than 100 kilometers of coastline, the eThekwin (Durban) region offers beaches for everybody's taste. A general valuation is required to be undertaken at least once every 4 years ...

## **eThekwin Municipality - About us (eThekwin Municipality) - Durban**

In 1994 South Africa had its first democratic election, which changed forever the tone and flavour of Durban. In 1996 Durban was further enlarged to become the Durban Metropolitan Region, ...

## *TARIFF TABLES 2024/2025 - Durban*

CLUSTER : Finance UNIT : Revenue TARIFF : Revenue Clearance Certificate Present Tariff  
Excluding Vat (2023/2024) Tariff Excluding Vat (2024/2025) Tariff Including Vat (2024/2025) ...

## **BEACH WATER - Durban**

STATUS OF BEACHES AND SWIMMING POOLS This status of beaches and pools will be updated as and when their status changes. You can still enjoy other recreational activities at ...

## **eThekwini Municipality - eThekwini Municipality - [durban.gov.za](http://durban.gov.za)**

EThekwini Municipality special full council meeting decisions - Special debt relief programme to assist households and businesses struggling with old debt

## *ETHEKWINI MUNICIPALITY - By 2030 eThekwini will be Africa's ...*

City Hall, 263 Dr Pixley Ka Seme St Durban 4000 Tel: 031 311 1111 Email: [info@durban.gov.za](mailto:info@durban.gov.za)  
Monday-Friday 8 am to 5 pm Submit Feedback about Ethekwini Municipality Share & Connect ...

## DEPARTMENT - [durban.gov.za](http://durban.gov.za)

Bidders must submit a “hard copy” submission to the Tender Box located in the ground floor foyer of the Municipal Buildings, 166 KE Masinga Road (Old Fort Rd), Durban and an electronic ...

## **eThekwini Electricity Faults**

We are aware of the electricity outages as highlighted in the tables below. We are working on restoring the electricity. These area outages have already been referenced. Please check the ...

## Ews Rivers with River Quality May 2025 T - [economic.durban.gov.za](http://economic.durban.gov.za)

E-mail: [averiel.wallace@durban.gov.za](mailto:averiel.wallace@durban.gov.za) Ethekwini Water and Sanitation Engineering and Data Services GIS Section Senior Manager: Steve Pietersen Office No: 031 3118 655 E-mail: ...

## *GUIDE: ONLINE SUBMISSION OF A BUILDING PLAN*

Existing refused application requires Resubmission to DAA Branch GoTo the online Portal eServices  
<https://eservices.durban.gov.za/v2/>

Enhance reading skills with our engaging blends and digraphs worksheets! Perfect for educators and parents. Discover how these resources can boost literacy today!

[Back to Home](#)