













Blends Worksheets For First Grade

Name _____

PICK THE BLEND

 <input type="text"/> ab	 <input type="text"/> ee
 <input type="text"/> ush	 <input type="text"/> og
 <input type="text"/> op	 <input type="text"/> apes
 <input type="text"/> actor	 <input type="text"/> idge
 <input type="text"/> idge	 <input type="text"/> ess
 <input type="text"/> ass	 <input type="text"/> own



Blends worksheets for first grade are essential educational tools designed to help young learners develop their phonetic skills and decoding abilities. As children enter first grade, they encounter more complex words that often contain blends—combinations of two or more consonants that create a distinct sound. These worksheets provide structured practice, enabling students to recognize, read, and write words that feature various blends. In this article, we will explore the importance of blends in early literacy, the types of blends, effective strategies for teaching blends, and how to create engaging blends worksheets for first graders.

Understanding Blends

What Are Blends?

Blends are combinations of consonants that appear together in words, where each consonant retains its sound. For example, in the word "blame," both the "b" and "l" can be distinctly heard. This feature distinguishes blends from digraphs, where two consonants combine to create a single sound (e.g., "sh" in "ship").

Types of Blends

Blends can be classified into two main categories based on their position in words:

1. Initial Blends: These blends occur at the beginning of words.

- Examples:
- bl (black, blue)
- cl (clap, clock)
- fl (flag, fly)
- gr (green, great)
- pr (press, prize)

2. Final Blends: These blends appear at the end of words.

- Examples:
- nd (hand, stand)
- st (best, fast)
- nt (went, bent)
- mp (jump, lamp)
- lk (walk, milk)

Understanding these categories will help first graders identify and use blends more effectively.

The Importance of Teaching Blends

Enhancing Phonemic Awareness

Blends worksheets for first grade are crucial in developing phonemic awareness—the ability to hear and manipulate sounds in words. When students practice with blends, they become more adept at breaking down words into their individual sounds, which is vital for reading fluency.

Building Vocabulary

By working with blends, students are introduced to a wider variety of words. This exposure not only enhances their vocabulary but also helps them understand how different sounds combine to form new words. For example, learning the blend "cr" can lead to words like "crab," "crow," and "cream."

Improving Spelling Skills

Blends worksheets also play a significant role in improving spelling skills. As students learn to recognize blends in words, they become more confident in spelling them correctly. This practice lays a solid foundation for future writing tasks and overall literacy development.

Effective Strategies for Teaching Blends

Interactive Learning Activities

To engage first graders in learning blends, teachers can incorporate interactive activities, such as:

- Blend Bingo: Create bingo cards with various blend words. As you call out words, students can mark them on their cards, fostering recognition and listening skills.
- Blend Sorting: Prepare a set of cards with different words. Ask students to sort them into categories based on their initial or final blends. This activity reinforces understanding and encourages group collaboration.
- Sound Games: Use auditory games where students listen to a word and identify the blend. For example, you might say "frog," and they would respond with "fr."

Incorporating Technology

Utilizing technology in the classroom can enhance the learning experience. There are various educational apps and websites that offer interactive blends practice, including:

- Phonics Programs: Programs like Starfall and ABCmouse provide engaging activities focused on blends.

- Online Worksheets: Websites like Teachers Pay Teachers and Education.com offer downloadable blends worksheets tailored for first graders.

Using Visual Aids

Visual aids can significantly aid in teaching blends. Consider using:

- Flashcards: Create flashcards featuring blend words and images. This can help visual learners make connections between sounds and meanings.
- Posters: Display posters in the classroom that outline common blends with examples and images, serving as a constant reminder for students.

Creating Engaging Blends Worksheets

When designing blends worksheets for first graders, it's important to make them visually appealing and engaging. Here are some tips to consider:

Worksheet Components

1. Clear Instructions: Provide straightforward instructions that are easy for first graders to understand. Use simple language and consider including pictures for clarity.
2. Variety of Activities: Include different types of activities to keep students engaged, such as:
 - Fill-in-the-blank exercises (e.g., "The ____ (bl) is flying high.")
 - Matching exercises (e.g., match blend words to pictures).
 - Coloring activities where students color pictures that begin or end with specific blends.
3. Gradual Difficulty: Start with simpler blends and gradually increase the complexity as students gain confidence. For example, begin with common blends like "bl" and "st" and move to less common blends.

Examples of Worksheet Activities

Here are some engaging activities to include in blends worksheets:

- Blend Word Search: Create a word search that contains a list of blend words for students to find. This activity promotes recognition while being enjoyable.

- Crossword Puzzle: Design a crossword puzzle where clues are provided for each blend word, encouraging students to think critically about the clues.
- Sentence Creation: Ask students to write sentences using specific blend words. This exercise helps them practice writing and reinforces their understanding of blends in context.

Conclusion

Incorporating blends worksheets for first grade into the curriculum is a vital step in enhancing students' literacy skills. These worksheets not only help in recognizing and using blends but also play a key role in developing phonemic awareness, vocabulary, and spelling skills. By employing effective teaching strategies, utilizing visual aids, and creating engaging worksheets, educators can foster a love for reading and writing among young learners. As first graders grasp the concept of blends, they will build a strong foundation for their future literacy endeavors, paving the way for a successful academic journey.

Frequently Asked Questions

What are blends worksheets for first grade?

Blends worksheets for first grade are educational materials designed to help young learners practice and recognize consonant blends, which are two or more consonants that appear together in a word, such as 'bl', 'st', and 'fr'.

Why are blends important for first graders?

Blends are important for first graders because they help improve phonemic awareness, which is crucial for reading development. Understanding blends allows children to decode words more easily and enhances their overall reading fluency.

What types of activities are included in blends worksheets?

Blends worksheets may include activities such as matching words to pictures, filling in the blanks, sorting words by their blends, and completing sentences with the correct blend words.

How can teachers effectively use blends worksheets in the classroom?

Teachers can use blends worksheets in the classroom as part of guided reading sessions, centers, or homework assignments. They can also incorporate them

into phonics lessons to reinforce learning.

Where can I find free blends worksheets for first grade?

Free blends worksheets for first grade can be found on educational websites, teacher resource sites, and platforms like Teachers Pay Teachers. Many sites offer printable worksheets that can be downloaded easily.

How can parents support their child's learning with blends worksheets at home?

Parents can support their child's learning by providing blends worksheets for practice at home, reading together, playing phonics games, and encouraging their child to identify blends in everyday words.

What are some common blends that first graders should learn?

Some common blends that first graders should learn include 'bl', 'cl', 'fl', 'gr', 'pl', 'sl', 'br', and 'tr'. These blends appear frequently in vocabulary appropriate for their reading level.

How can blends worksheets be adapted for different learning styles?

Blends worksheets can be adapted for different learning styles by including visual aids like pictures, interactive components like cut-and-paste activities, and auditory elements such as reading aloud or phonics games.

Find other PDF article:

<https://soc.up.edu.ph/02-word/Book?dataid=MWL66-5221&title=36v-ebike-controller-wiring-diagram.pdf>

Blends Worksheets For First Grade

Bay Area restaurants are vetting your social media before

Jul 14, 2025 · Bay Area restaurants are vetting your social media before you even walk in Wrexia Jul 14, 2025

Bay Area restaurants are vetting your social media before you ...

Jul 14, 2025 · This is just the modern way to please critics. If you are an elite restaurant this is part of the game you have to play.

ICE, FBI, and Federal Task Force raid restaurants across ... - ResetEra

Jul 17, 2025 · ICE, FBI, and Federal Task Force raid restaurants across East Alabama OPELIKA, Ala. (WRBL) – Federal agents executed multiple search warrants across East Alabama ...

McDonald's Gives Its Restaurants an AI Makeover - ResetEra

Mar 6, 2025 · To accomplish that, McDonald's tapped Google Cloud in late 2023 to bring more computing power to each of its restaurants—giving them the ability to process and analyze ...

London Restaurant asked Tommy Robinson (Far right English

Jun 8, 2025 · Far-right anti-Islam activist Stephen Yaxley-Lennon, better known as Tommy Robinson, was asked to leave a London restaurant after the business said guests and staff felt ...

Elon Musk decided to open a restaurant. Creates the ... - ResetEra

Jul 22, 2025 · I don't like to eat at Nazi restaurants. It doesn't matter what the building looks like or the prices are. It's owned by a fucking fascist.

Elon Musk decided to open a restaurant. Creates the ... - ResetEra

6 days ago · The one I use most often is in the far end of a strip mall parking lot with zero fast food or obvious restroom options. There's a hardware store and a couple sit-down restaurants. ...

Have you been dining out recently? People are unhinged. Sports

Jun 30, 2025 · There's still sticker shock with prices, staff shortages, random scarcity with items, and I think consumer behavior with eating out changed in unexpected ways. There are still ...

Grubhub+ is now a permanent part of Amazon Prime - ResetEra

May 30, 2024 · Amazon is offering Prime members free Grubhub subscriptions in its latest effort to sweeten the perks of the \$139-a-year loyalty program. The e-commerce giant previously ...

Men, Where Have You Gone? Please Come Back. (Article/Modern ...

Jun 23, 2025 · Go to restaurants, way more women. Are guys just retreating from social life, including romantic life quietly? There's a big talk about the male loneliness epidemic. What do ...

How to Get Help in Windows 11 (12 Ways) - oTechWorld

Apr 14, 2024 · So, in this article, I'll show you the 10 different methods to get help in Windows 11. 1. Search for Help from the Web (Taskbar or Browser) One of the best methods is to get help ...

How to get help in Windows - Microsoft Support

Search for help on the taskbar, use the Tips app, select the Get help link in the Settings app, or go to support.microsoft.com/windows.

9 Easy Ways to Get Help in Windows 10 & 11 - Appuals

Feb 9, 2025 · Windows has a built-in “Get Help” app that lets you find answers to any queries you may have by scraping through forums and official documents available on the internet.

How to Get Help in Windows 10 and 11 - Office Tutorial

Feb 28, 2025 · Windows 10 and 11 include a built-in “Get Help” app that connects users to Microsoft's support resources. This app provides troubleshooting guides, articles, and even ...

How to Get Help in Windows 11 & 10 - (12 Proven Methods)

May 18, 2025 · Learn how to get help in Windows 11 and 10 with step-by-step methods. including built-in tools, support apps, and online resources.

How to Get Help in Windows

Sep 27, 2022 · To find it on your computer, open the search menu and type Get Help. You can also click the start button, scroll through all the app shortcuts on the left side of the start menu, ...

How to Get Help in Windows 10/11: User Guide

2 days ago · Windows 10 and Windows 11 are designed to be user-friendly, but users may still face problems or need assistance with settings, applications, or performance issues. Microsoft ...

How to Get Help in Windows 11 [Quick Guide] - geekinter.com

Jul 18, 2025 · Follow these steps to troubleshoot any Windows 11 issue using built-in tools and expert tips. 1. Use the Search Box (Taskbar or Win + S) 2. Launch the Get Help App 3. Try the ...

How to Get Help in Windows 11 and 10: A Comprehensive Guide

Apr 22, 2025 · Click on the "Start menu," type "Get help," select the first result, or press Enter. Type in your question or problem in the search box and press Enter. If your Windows is not ...

How to Get Help in Windows 10

Aug 21, 2019 · Click the Start button, type "Get Help," and click the "Get Help" shortcut that appears or press Enter. You can also scroll through the list of applications at the left side of ...

Boost your first grader's reading skills with engaging blends worksheets! Discover how these fun activities can enhance phonics and reading fluency. Learn more!

[Back to Home](#)