







Blends Cut And Paste Worksheets

Name _____

Pick the Blend!

Cut and paste the blend that correctly completes each word.

1.  <input type="text"/> og	7.  <input type="text"/> eep
2.  <input type="text"/> ap	8.  <input type="text"/> oud
3.  <input type="text"/> ock	9.  <input type="text"/> ue
4.  <input type="text"/> ag	10.  <input type="text"/> um
5.  <input type="text"/> oon	11.  <input type="text"/> ar
6.  <input type="text"/> ape	12.  <input type="text"/> ee

b	l	s	p	b	s	t	f	r	d	r
g	r	f	l	c	t	r	g	l	s	l

Blends cut and paste worksheets are an effective educational tool designed to help children learn about blends—two or more consonants that come together to create a unique sound. These worksheets are particularly useful for young learners who are just beginning to explore the world of phonics and literacy. By engaging in hands-on activities, children can enhance their understanding of sound combinations, improve their reading skills, and develop fine motor skills. This article will explore the significance of blends cut and paste worksheets, their benefits, how to create them, and effective strategies for using them in the classroom or at home.

The Importance of Learning Blends

Blends are essential components of phonics instruction. They serve as building blocks for reading and spelling. Understanding blends allows children to decode and pronounce new words, which is critical for developing reading fluency. Here are some reasons why learning blends is important:

- **Phonics Foundation:** Blends form the foundation of phonics instruction, helping children to sound out words correctly.
- **Improved Vocabulary:** Recognizing blends enhances vocabulary development, as children become familiar with more words.
- **Reading Comprehension:** A solid understanding of blends contributes to better reading comprehension, enabling children to grasp the meaning of texts.
- **Spelling Skills:** Learning blends also aids in spelling, as children learn to recognize common

sound patterns.

Benefits of Blends Cut and Paste Worksheets

Blends cut and paste worksheets offer various benefits that cater to different learning styles and needs:

1. Hands-On Learning

Children often learn best through interactive and tactile experiences. Cut and paste activities allow them to physically manipulate materials, making the learning process more engaging and enjoyable.

2. Fine Motor Skill Development

Using scissors and glue helps children develop their fine motor skills. These skills are not only crucial for academic success but also important for everyday tasks.

3. Visual Learning

The visual aspect of cut and paste worksheets aids in memory retention. When children see and touch the letters and words, they are more likely to remember them.

4. Encourages Creativity

Cut and paste activities allow children to express their creativity. They can design their worksheets by choosing colors, patterns, and arrangements, making learning feel more personalized.

5. Assessment Tool

Educators can use these worksheets as informal assessment tools to gauge a child's understanding of blends. By reviewing completed worksheets, teachers can identify areas where students may need additional support.

Creating Blends Cut and Paste Worksheets

Creating effective blends cut and paste worksheets can be a straightforward and rewarding process. Here's a guide on how to design your own worksheets:

1. Decide on the Focus Blends

Choose specific blends to focus on. Common blends include "bl," "cl," "fl," "gr," "pl," and "st." You may want to concentrate on one blend per worksheet or incorporate multiple blends for more advanced students.

2. Gather Materials

Collect the following materials:

- Paper or cardstock
- Scissors
- Glue or glue sticks
- Markers, crayons, or colored pencils

3. Create Word Lists

Compile a list of words that contain the chosen blends. For example, for the blend "bl," you could include words like "black," "blue," "blow," and "blanket."

4. Design the Worksheet Layout

Structure your worksheet to include:

- A title that specifies the blend being studied
- A section for students to cut out letters or pictures related to the blend
- A space for students to paste the cut-outs in the correct order to form words
- Illustrations or prompts to make the activity visually appealing

5. Include Instructions

Provide clear instructions explaining what the students need to do. For example, "Cut out the pictures and paste them next to the correct blend."

Strategies for Using Blends Cut and Paste Worksheets

To maximize the effectiveness of blends cut and paste worksheets, consider the following strategies:

1. Introduce Blends in Context

Before using cut and paste worksheets, introduce blends through stories, songs, or games. This contextual learning helps children understand how blends function in language.

2. Group Activities

Use the worksheets in small groups to encourage collaboration. Children can work together to discuss the blends and help each other with cutting and pasting.

3. Reinforce Learning with Other Activities

Follow up the cut and paste activity with additional learning tasks. For example, have students write sentences using the words they created or read a story that contains the blends.

4. Provide Feedback

After students complete their worksheets, provide constructive feedback. Highlight their successes and offer guidance on areas that may need improvement.

5. Adapt for Different Learning Levels

Modify the worksheets to suit the varying skill levels of students. For younger children, simplify the task by providing fewer words or images. For advanced learners, challenge them with additional blends or more complex words.

Conclusion

Blends cut and paste worksheets are a valuable resource for educators and parents alike. They not only facilitate the understanding of phonics and reading but also promote fine motor skill development and creativity. By creating engaging worksheets and employing effective strategies, children can enjoy the learning process while mastering essential reading skills. As they cut, paste, and learn, they build a strong foundation for their future literacy development, setting them on a path to become confident readers and writers.

Frequently Asked Questions

What are blends cut and paste worksheets?

Blends cut and paste worksheets are educational activities designed for young learners to help them understand and practice consonant blends by cutting out pictures or words and pasting them next to the corresponding blend.

How do blends cut and paste worksheets benefit early literacy?

These worksheets enhance early literacy skills by reinforcing phonemic awareness, improving fine motor skills through cutting and gluing, and providing a hands-on approach to learning consonant blends, making the learning process more engaging.

At what grade level are blends cut and paste worksheets typically used?

Blends cut and paste worksheets are commonly used in preschool and kindergarten, but they can also be beneficial for first graders who are still mastering consonant blends.

Can blends cut and paste worksheets be adapted for different learning styles?

Yes, educators can adapt blends cut and paste worksheets by incorporating visual aids, auditory components, or interactive elements to cater to various learning styles, ensuring that all students can benefit from the activity.

Where can I find or create blends cut and paste worksheets?

Blends cut and paste worksheets can be found on educational websites, teacher resource platforms, or by creating custom worksheets using templates available on platforms like Canva or Google Slides.

Find other PDF article:

<https://soc.up.edu.ph/23-write/files?trackid=Pin78-3054&title=fractions-that-equal-1-worksheets.pdf>

[Blends Cut And Paste Worksheets](#)

[Midget News Archives - Dirt Empire Magazine](#)

Jun 22, 2025 · Legendary Midget Dirt Race Returns To Ventura Raceway The 82nd running of the nation's oldest dirt track race, the ARP Turkey Night Grand Prix, returns to Ventura Raceway

USAC Schedule - National Midget

See the latest schedule for this season's NOS Energy Drink National Midget championship

Swanson Looks To Score Vegas Midget Loot - SPEED SPORT

Nov 20, 2023 · If Las Vegas odds makers were setting odds of who will win the midget portion of Open Wheel Showdown, Swanson would most certainly be among the best odds. He won the most recent midget event at the Bullring and may have more laps around the track than those already entered.

USAC News - NOS Energy Drink National Midget

National Midget Extra Sweet! McIntosh Becomes First 3-Time USAC Midget Winner at Sweet Springs July 8, 2025

List of Famous Midgets, Dwarves, & Little People - Ranker

Jan 10, 2025 · These are famous little people with dwarfism and famous little people actors. Though they may tend to be viewed as character actors, they're still overall some of the most famous actors in Hollywood. After all, who hasn't heard of Warwick Davis? Or Peter Dinklage from Game of Thrones?

Gettin' Dirty! 2025 USAC Midget Schedule Reveals 28+ Dates

Dec 11, 2024 · The great state of Nebraska's Jefferson County Speedway presents two nights of racing to close out Mid-America Midget Week for the Midwest Midget Championship on Friday-Saturday, July 11-12.

MidgetMadness.com - Your Online Source for Midget Racing ...

Thorson Scores Again in USAC Midwest Midget Championship Preliminary at Jefferson County Speedway! Thorson Strikes for USAC Midget "Chad McDaniel Memorial" Win at Beloit! Pursley Pounces for First USAC National Midget Win!

Swanson Strikes Again At Lucas Oil Raceway - SPEED SPORT

Jul 4, 2021 · Kody Swanson admitted he needed to take a different approach than the one he took in his most recent midget outing, finishing second at Brownsburg, Indiana's Lucas Oil Raceway in June.

Highlights from the most recent USAC Indiana Midget Week

Hustle's down the back straight away for the final time for the 67K and Buddy Kofoy's going to win night number two Indiana Midget Week here at Circle City Raceway. Canon McIntosh has been solid all year. He's finished second at Kokomo. He's looking for his first win.

Xtreme Midgets Bringing New Thrills, Big Events in Third Season

Nov 20, 2023 · Zach Daum made history as the first Xtreme Outlaw Midget champion in 2022 and then Jade Avedisian dominated headlines with the series this year as the first woman to win a national dirt racing title.

Install or Uninstall Microsoft WordPad in Windows 10

May 16, 2020 · How to Install or Uninstall Microsoft WordPad in Windows 10 Microsoft WordPad is a basic rich text editor first included with Microsoft Windows 95 and all versions of Windows since.

WordPad - Windows 10 Forums

Jun 12, 2025 · I use WordPad for notes, letters, and anything important that I write. If my desktop computer using Windows 10 were to crash, would I lose all access to my WordPad notes?

WordPad being discontinued; looking for a Replacement

Feb 16, 2024 · WordPad is a 'lite' version of Microsoft Word [part of Office] so a successor could be any number of free or paid-for alternates like LibreOffice or OpenOffice which are suites and ...

WordPad app has been deprecated in Windows 10 and Windows 11

Sep 2, 2023 · WordPad is no longer being updated and will be removed in a future release of Windows. We recommend Microsoft Word for rich text documents like .doc and .rtf and Windows ...

Wordpad WIN10 Sprache - Microsoft Community

Hallo, habe ein neues Notebook, WIN 10 Pro, alles ok. Nur Wordpad will partout mit mir Englisch sprechen. Wo kann ich die Sprache ändern? Kein Office installiert! Danke Hans

How to Reset WordPad Default Position and Size in Windows 10

May 16, 2020 · When you close WordPad, its current window position and size is saved by default so WordPad will open the exact same way as last closed the next time you open it. This tutorial ...

How to Clear Recent Documents History in WordPad app in ...

May 16, 2020 · It is more advanced than Microsoft Notepad but simpler than Microsoft Word. Whenever you open or save a document file in WordPad (write.exe), the document is added to ...

Manage Optional Features in Windows 10 | Tutorials - Ten Forums

May 5, 2021 · How to Manage Optional Features in Windows 10 Information This tutorial will show you how to add or remove optional features for all user

Can't find WordPad Solved - Windows 10 Forums

Aug 10, 2015 · Upgraded to Windows 10 from 7. I used Word Pad for creating all docs. Now I can't find it. The same docs are in Office but are formatted different and

WordPad Spell Check - Windows 10 Forums

Aug 2, 2020 · WordPad Spell Check Why is there no spell check on Word Pad? It should be the most important feature on any document app???

Discover engaging blends cut and paste worksheets to enhance your child's learning. Boost their reading skills and creativity today! Learn more now!

[Back to Home](#)