













Blends Worksheets For Kindergarten

Name _____

PICK THE BLEND

 <input type="text"/> ab	 <input type="text"/> ee
 <input type="text"/> ush	 <input type="text"/> og
 <input type="text"/> op	 <input type="text"/> apes
 <input type="text"/> actor	 <input type="text"/> idge
 <input type="text"/> idge	 <input type="text"/> ess
 <input type="text"/> ass	 <input type="text"/> own



www.englishforkidz.com

Blends worksheets for kindergarten are essential educational tools designed to help young learners develop their phonemic awareness and reading skills. These worksheets focus on blending sounds together to form words, a foundational skill crucial for reading fluency. By engaging with blends worksheets, kindergarteners can improve their ability to decode words, enhance their vocabulary, and build confidence in their reading capabilities. This article delves into the significance of blends worksheets, the types available, effective strategies for using them, and tips for parents and educators to maximize their effectiveness.

Understanding Blends in Kindergarten

Blends are combinations of two or more consonants that create a distinct sound when pronounced together. For example, in the word "blend," the "bl" sound is a blend of the letters 'b' and 'l.' Teaching children about blends is crucial as it lays the groundwork for their reading and spelling skills.

Types of Blends

There are two main types of blends that kindergarteners should learn:

1. Initial Blends: These occur at the beginning of words. Examples include:
 - bl (as in "black")
 - cl (as in "clap")
 - fl (as in "flag")
 - sl (as in "slip")
2. Final Blends: These happen at the end of words. Examples include:
 - nd (as in "hand")
 - st (as in "fast")
 - mp (as in "jump")
 - lk (as in "talk")

The Importance of Blends Worksheets

Blends worksheets offer a structured approach to phonics, providing children with targeted practice in decoding and spelling. The significance of using blends worksheets in kindergarten includes:

- Phonemic Awareness: Blends worksheets help children recognize and manipulate sounds in words, which is crucial for developing strong reading skills.
- Vocabulary Development: As children practice with blends, they encounter new words, expanding their vocabulary and understanding of language.
- Spelling Skills: By learning to identify and use blends, children enhance their spelling abilities, allowing them to write more accurately.
- Confidence Building: Gaining proficiency in reading and spelling through these worksheets fosters a sense of accomplishment and boosts self-esteem.

Features of Effective Blends Worksheets

When selecting or creating blends worksheets for kindergarten, look for the following features:

1. **Clear Instructions:** Worksheets should provide simple, easy-to-understand instructions suitable for young learners.
2. **Engaging Activities:** Incorporate games, puzzles, and coloring activities to make learning fun and interactive.
3. **Variety of Exercises:** Include different types of tasks such as matching, filling in the blanks, and word searches.
4. **Visual Aids:** Use images and illustrations to help children associate sounds with their corresponding words.
5. **Progressive Difficulty:** Start with simple blends and gradually increase complexity as students become more proficient.

Using Blends Worksheets Effectively

To maximize the benefits of blends worksheets, educators and parents can adopt several strategies:

1. Incorporate Multi-Sensory Learning

Blending sounds can be reinforced through various modalities. For instance:

- **Visual:** Use flashcards with images and words.
- **Auditory:** Say the sounds out loud and have children repeat them.
- **Kinesthetic:** Have children use their bodies to make the sounds (e.g., clap for each sound in a blend).

2. Create a Routine

Establish a consistent schedule for using blends worksheets. A recommended routine could include:

- **Daily practice:** Allocate 10-15 minutes each day for worksheet activities.
- **Weekly reviews:** Set aside time each week to revisit previously learned blends to reinforce memory.

3. Use Technology and Online Resources

Incorporate digital blends worksheets and interactive games available online. Many educational websites offer free printable worksheets and engaging activities that can supplement traditional worksheets.

4. Group Activities

Encourage collaborative learning by organizing group activities where children can work together on blends worksheets. This promotes social interaction and allows them to learn from each other.

5. Provide Immediate Feedback

As children complete their worksheets, offer constructive feedback. Recognize their efforts and correct mistakes gently, reinforcing their understanding of blends and encouraging them to keep trying.

Fun Activities to Supplement Blends Worksheets

To keep learning engaging and dynamic, consider integrating these fun activities alongside blends worksheets:

- Blends Bingo: Create bingo cards with different blend words. Call out a blend, and children will mark the corresponding word on their cards.
- Sound Sorting: Provide a collection of pictures or objects and have children sort them based on their initial or final blends.
- Blends Memory Game: Create pairs of cards with blend words and pictures. Children will take turns flipping cards to find matches.
- Story Time with Blends: Read books that feature words with blends. Encourage children to identify and repeat the blends they hear.

Tips for Parents and Educators

To ensure successful learning experiences with blends worksheets, here are some tips:

1. Be Patient: Learning blends can be challenging for some children. Provide ample time and support as they grasp these concepts.
2. Celebrate Progress: Acknowledge small achievements. Celebrating milestones can motivate children to continue improving.
3. Be Creative: Utilize various materials, such as playdough or letter tiles, to make learning tactile and engaging.
4. Encourage Daily Reading: Promote reading at home. The more exposure children have to words with blends, the more familiar they will become.

Conclusion

Blends worksheets for kindergarten are invaluable tools for developing essential reading and spelling skills. By engaging with these worksheets, children enhance their phonemic awareness, build vocabulary, and gain confidence in their abilities. By adopting effective strategies, utilizing engaging activities, and fostering a supportive learning environment, parents and educators can ensure that young learners have a solid foundation in blends, setting them on a path to literacy success. As children grow and develop their skills, they will not only become proficient readers but also lifelong learners.

Frequently Asked Questions

What are blends worksheets for kindergarten?

Blends worksheets for kindergarten are educational materials designed to help young learners practice and understand consonant blends, which are combinations of two or more consonants that appear together in words, such as 'bl', 'st', and 'gr'.

Why are blends worksheets important for early literacy?

Blends worksheets are important for early literacy because they help children develop phonemic awareness, improve their decoding skills, and enhance their reading fluency by familiarizing them with common sound combinations.

What types of activities are typically included in blends worksheets?

Typical activities in blends worksheets include matching words to pictures, filling in the blanks with appropriate blends, sorting words by their initial blends, and completing sentences using blend words.

How can teachers effectively use blends worksheets in the classroom?

Teachers can effectively use blends worksheets by incorporating them into daily literacy centers, using them as assessment tools, and combining them with interactive games and group activities to reinforce learning.

Where can I find free blends worksheets for kindergarten?

Free blends worksheets for kindergarten can be found on educational websites, teacher resource platforms, and printable worksheet sites like Teachers Pay

Teachers, Education.com, and Twinkl.

How can parents support their child's learning with blends at home?

Parents can support their child's learning with blends at home by engaging in reading together, using blends worksheets for practice, playing phonics games, and encouraging their child to identify blends in everyday language.

Find other PDF article:

<https://soc.up.edu.ph/24-mark/Book?trackid=eMT97-2976&title=geol-1404-supplemental-lab-manual-answers.pdf>

Blends Worksheets For Kindergarten

GM Steering Column Compatibility, Interchange & Repair Guide

Jan 4, 2023 · The push to use collapsible shafts brought on another change at GM—the 3-piece steering system where the gearbox connected to a collapsible intermediate shaft which then connected to a shorter steering column at the firewall.

High-Quality Steering Columns for Classic Cars & Trucks

Discover high-quality steering columns designed for classic cars and trucks. Upgrade your Chevy, Ford, G-body, Mopar, or Cadillac with our top-notch components for enhanced performance and style.

GM Polished Stainless Steel 32" Collapsible Tilt at Automatic Style ...

Nov 27, 2022 · □ Column Length: 32inch. □ Surface: Brushed. □ Fitment: GM-style plug, universal for all GM Cars. □ Material: High quality solid stainless steel, durable and anti-rust that can be used for long time. □ Note: This steering column is collapsible, without adapter or keys.

Eckler's 1977-1978 Chevy-GMC Truck Steering Column - Eckler's Classic Chevy

Original style GM rebuilt steering column for your Chevy or GMC truck. This column is restored to show quality condition and comes ready to install. Lower coupler to mount at your rag joint is pre-installed. Painted the correct black color shade. Turn signal lever is NOT included. Must use your original or purchase separately. Correct collapsible ...

1955-56 Chevy Column Shift Collapsible Tilt Column with NSS

Prop 65 Add tilt to your classic! All new column without indicator. It fits the dash bezel like the original... with the added benefit of TILT. Stainless Steel Dress Up kit (tilt/turn signal levers and hazard knob), GM wiring (4-1/4 in. connector) and all new canceling cam. Shaft size is 1 in. DD. Combination Back up and Neutral Safety Switch ...

Collapsible Steering Column - The 1947 - Present Chevrolet

Apr 15, 2017 · Collapsible Steering Column General DiscussionAll times are GMT -4. The time now is 03:29 AM.

Amazon.com: D-ETEGNIK 28" Universal Non-Keyed GM Tilt Steering Column ...

Jun 24, 2025 · Universal Fit for GM Classics & Hot Rods : Fits most classic GM vehicles including Chevy muscle cars, early trucks, and custom street rods. Designed for automatic transmission setups with floor shifters. Tilt Function for Driving Comfort : Equipped with a smooth tilt mechanism, allowing you to adjust the steering angle for improved driver comfort and cabin accessibility. Non-Keyed Design for ...

450024 - Slip/Collapsible DD Steering Column Shaft; 24" - Classic Industries

Slip/Collapsible DD Steering Column Shaft; 24" 24" slip and collapsible shaft with 1" DD end and a 3/4" DD end. Measures 27" extended, 21" collapsed. Additional Information Note: This shaft requires universal joints (sold separately). Chevrolet Applications 1962 - 1967 Chevrolet Chevy II Nova 1958 - 1976 Chevrolet Impala Chevrolet Truck ...

57 Chevy Flaming River Collapsible Steering Column, Tilt Function ...

NOTE: Intricate diamond laser pattern with bellowed rings enables the tube to fold upon impact with 2 inches of collapsibility. Center tilt shaft has a unique shear pin design which allows full collapsibility. Eckler's Flaming River Floor Shift Tilt Steering Column features a 2" tube diameter and compact shroud to create a unique new custom look. Each column comes complete with a ...

Steering tilt repair for dummies | CK5

May 28, 2007 · This is how to repair a tilt steering column that has too much play in it. Step1) Disconnect Battery cable Step2) Remove the horn button and use a 13/16" socket to remove the nut. Step 3) Use a steering wheel remover tool to remove the wheel. This one is a Powerbuilt 648436. Be sure to...

Query - Wikipedia

Met een query (Engels voor vraagstelling) wordt in de informatica een opdracht bedoeld die aan een database wordt gegeven om een bepaalde actie uit te voeren, die ook potentieel ...

Wat is een query? Simpele uitleg + Leer zelf queries maken!

Sep 3, 2022 · Vraag jij je af wat een query is? Dan zit je hier goed! Een query is simpel gezegd een opdracht aan een database. Lees lekker verder om nog meer te weten te komen over een ...

Een query maken, laden of bewerken in Excel (Power Query)

Power Query biedt verschillende manieren om Power-query's in uw werkmap te maken en te laden. U kunt ook standaardinstellingen voor het laden van query's instellen in het venster ...

Query Betekenis: Wat is het en Hoe Gebruik Je het Effectief?

Feb 19, 2025 · In de wereld van computers en databases is een query een precieze instructie. Het vertelt de computer precies welke informatie je wilt hebben en hoe het die moet vinden.

Query - 9 definities - Encyclo

Een query op een database levert een selectie van gevonden records op die voldoen aan de zoekcriteria. Deze selectie, het resultaat van de query, wordt eveneens aangeduid met query.

query | SeniorWeb

query Spreek uit als: kwe-rie Uitspraak beluisteren Engelse term voor 'vraag'. Het gaat om een zoekopdracht in een softwareprogramma of op internet. Een query kan bijvoorbeeld worden ...

Betekenis Query

Betekenis query Wat betekent query? Hieronder vind je 12 betekenissen van het woord query. Je

kunt ook zelf een definitie van query toevoegen. ... Betekenis van toevoegen.

QUERY in het Nederlands - Cambridge Dictionary

Jul 24, 2024 · In answer to your query about hotel reservations, I am sorry to tell you that we have no vacancies.

QUERY - Nederlandse vertaling - bab.la Engels-Nederlands ...

Vind alle vertalingen van query in Nederlands zoals informeren, betwijfelen, vragen naar en vele andere.

query - Vertaling Engels-Nederlands - Mijnwoordenboek

EN: You may enter your query verbally or by entering it manually on the console before you. - NL: U kunt uw vraag mondeling stellen... of hem met de hand invoeren.

Discover engaging blends worksheets for kindergarten to enhance phonics skills and boost early literacy. Perfect for teachers and parents! Learn more today.

[Back to Home](#)