










Blends Worksheets 2nd Grade

Name: _____

Find & Write L Blends

Directions: Look at the picture. Color the L blend of each word. Write the word.

WORD BANK:	flamingo	slug	blind	glacier
	blindfold	plum	slice	platypus

	GL PL BL		PL BL FL		SL BL CL
_____	_____	_____	_____	_____	_____
	BL PL FL		CL FL SL		BL SL CL
_____	_____	_____	_____	_____	_____
	GL SL BL		PL FL CL		SL FL GL
_____	_____	_____	_____	_____	_____

© Alina V Design and Resources

Blends worksheets 2nd grade are essential educational tools designed to help young learners develop their reading and writing skills. As children progress through their early education, understanding blends becomes crucial for their literacy development. Blends are combinations of two or three consonants that appear together in a word, and they can significantly enhance a child's ability to decode and understand complex words. This article will delve into the importance of blends in early education, the types of blends, effective teaching strategies, and the best practices for using worksheets in the 2nd grade classroom.

Understanding Blends

Blends are groups of two or three consonants that are pronounced together, where each consonant retains its sound. For example, in the word "brisk," the "br" blend combines the sounds of "b" and "r." Recognizing and practicing blends is a fundamental skill for 2nd graders as it aids in their journey toward fluent reading and writing.

Types of Blends

Blends can be categorized into different types based on their characteristics. Here are some common types of blends that are typically introduced in 2nd grade:

- **Initial Blends:** These blends occur at the beginning of words, such as "cl" in "clap" or "sp" in "spin."
- **Final Blends:** These blends appear at the end of words, like "nd" in "land" or "st" in "fast."
- **Medial Blends:** These blends are found in the middle of words, such as "lump" (with "mp") or "frost" (with "st").

Importance of Blends in Literacy Development

The ability to recognize and pronounce blends is crucial for several reasons:

1. **Enhanced Phonemic Awareness:** Learning blends helps students develop their phonemic awareness, which is the ability to hear, identify, and manipulate sounds in spoken words. This skill is foundational for reading.
2. **Improved Vocabulary:** Understanding blends allows students to decode a wider range of words, thereby expanding their vocabulary and comprehension skills.
3. **Stronger Spelling Skills:** Familiarity with blends helps students in spelling words correctly, as they learn to identify common patterns.
4. **Increased Reading Fluency:** As students become more proficient in recognizing blends, their reading fluency improves, leading to greater confidence and enjoyment in reading.

Effective Use of Blends Worksheets in 2nd Grade

Blends worksheets for 2nd graders can be an engaging and effective way to reinforce learning. Here are some strategies for using these worksheets effectively:

1. Align Worksheets with Learning Objectives

When selecting or creating blends worksheets, ensure they align with the curricular goals and learning objectives for the grade level. Worksheets should focus on specific blends relevant to the students' current learning phase.

2. Incorporate Variety

To maintain student interest and engagement, use a variety of worksheet formats that include:

- Matching Activities: Students can match words with their corresponding blend.
- Fill-in-the-Blanks: Create sentences with missing words where students need to fill in the correct blends.
- Crossword Puzzles: These can help reinforce vocabulary and spelling in a fun way.

3. Use Visuals and Color

Integrating visuals into blends worksheets can make the learning process more engaging. Colorful images that represent words with specific blends can help students make connections between sounds and meanings.

4. Encourage Collaborative Learning

Pair students for certain activities. Working in pairs can promote discussion and peer learning, allowing students to explain their thought processes and strategies to one another.

5. Assess Progress

Regularly assess students' understanding of blends through their performance on worksheets. This can help in identifying areas that need additional focus

and reinforcement.

Examples of Blends Worksheets for 2nd Grade

Here are a few examples of blends worksheets that can be effective in a 2nd-grade classroom:

1. Blend Identification Worksheet

- Objective: Identify and circle the blends in a list of words.
- Instructions: Read the list of words and circle the blends. Example words could include "brave," "splash," and "climb."

2. Blends Word Search

- Objective: Find and highlight words containing specific blends within a word search grid.
- Instructions: Search for words with blends like "st," "fl," and "tr" in a grid filled with letters.

3. Blends Sentence Creation

- Objective: Use specific blends in original sentences.
- Instructions: Write a sentence for each blend provided. For example, for the blend "sn," students might write, "The snake slithered silently."

Additional Resources for Blends Worksheets

In addition to traditional worksheets, there are numerous online resources where teachers can find or create blends worksheets tailored to 2nd graders:

1. Educational Websites: Many educational platforms offer printable worksheets on blends, such as Education.com, Teachers Pay Teachers, and Education World.
2. Interactive Games: Websites like ABCmouse and Starfall provide interactive games that reinforce blends through engaging activities.
3. Apps: There are mobile applications designed for phonics and reading that include blends exercises, allowing for practice on-the-go.

4. DIY Worksheets: Teachers can create their own blends worksheets using word processing software, allowing them to customize content to meet the needs of their students.

Conclusion

In conclusion, **blends worksheets 2nd grade** play a vital role in the literacy development of young learners. By focusing on blends, educators can help students enhance their phonemic awareness, improve their vocabulary, and develop stronger reading and writing skills. Utilizing a variety of engaging worksheets and resources can make the learning process enjoyable and effective. As students become proficient in recognizing and using blends, they lay a solid foundation for ongoing literacy success.

Frequently Asked Questions

What are blends worksheets for 2nd grade?

Blends worksheets for 2nd grade are educational materials designed to help students practice and understand consonant blends, which are combinations of two or three consonants that produce a distinct sound.

Why are consonant blends important for 2nd graders?

Consonant blends are important for 2nd graders as they enhance reading fluency, vocabulary development, and phonetic awareness, making it easier for students to decode and spell words.

What types of activities are commonly found in 2nd grade blends worksheets?

Common activities include matching words with pictures, filling in the blanks with appropriate blends, sorting words based on their blends, and completing sentences using words with blends.

How can parents help their children with blends worksheets at home?

Parents can support their children by reviewing the blends together, providing examples from everyday life, encouraging reading practice with blend-rich books, and making the learning process fun through games.

Are there online resources for 2nd grade blends

worksheets?

Yes, there are many online educational platforms and websites that offer printable blends worksheets, interactive games, and digital activities specifically designed for 2nd graders.

What are some common consonant blends 2nd graders should learn?

Some common consonant blends include 'bl', 'cl', 'fl', 'gr', 'pl', 'sl', 'st', and 'tr'. Students typically practice these blends to improve their reading and spelling skills.

How can teachers assess students' understanding of blends?

Teachers can assess understanding through quizzes, oral reading assessments, observation during activities, and by reviewing completed blends worksheets for accuracy and comprehension.

What challenges might students face when learning consonant blends?

Students may struggle with blending sounds together, distinguishing similar-sounding blends, or may have difficulty applying their knowledge of blends while reading new words.

How can blends worksheets be integrated into a lesson plan?

Blends worksheets can be integrated into lesson plans by introducing the concept of blends, providing guided practice with worksheets, followed by independent practice, and concluding with a review or assessment.

What are some fun games to reinforce learning about blends?

Fun games include 'Blend Bingo', 'Memory Match' using blend cards, 'Blend Relay' where students race to write words, and digital games that focus on identifying and using consonant blends.

Find other PDF article:

<https://soc.up.edu.ph/47-print/Book?ID=pnR09-9894&title=pmi-authorized-pmp-exam-prep.pdf>

Blends Worksheets 2nd Grade

□□□□□□ □□ □□ □□ □□□□ □□ □□□□ □□ ...

Jul 25, 2024 · 00 00 00 00 000 00 00 000 000 000 00 00 0000. #0000 #00000 #0000 #00000...more.

2021 100 - HIS Blessing

May 27, 2022 · 2021年 100 冊 圖書 出版 目錄. pdf 圖書 出版 目錄. 圖書 出版 目錄 ...

[2023 0000] 0000 00 000 0 00 (000, 0000 ...

Jun 18, 2023 · 00 0000 0000 00 000, 0000, 0, 000, 00/00, 000, 00000, 000 0000. 2023 6 0 0000 000 00 00 00, 00 0 000 ...

2021 □□□□□□□□ □□□□□□□□ □□□□□□

This is "2021 中国网络文学海外传播报告_网络文学" by 中国网络文学 on Vimeo, the home for high quality videos and the people who love them.

[████████] (4K) ██████████... - YouTube

Jan 7, 2025 · 000000 00000 00 0000 00000 0 0000 00 0000 000000000. 0000 0000 00000 00 00000 00000 0000 0000 0000 0
0. 0000 00000 ...

□□□□□□□ □□□□□□□□□ ... - YouTube

Dec 8, 2024 · ██████████ ████████████████████ ████████ ██ ███ & ████████ ████████████████████ Akkoang

□□□□□□□□ □□□ □□ - YouTube

Mar 14, 2025 · 1000000 1000 100000 JP 48.5K subscribers Subscribed

□□□□□ □□□□□ □□□□□ □□□ □□□ - 1

Apr 28, 2025 · 100000 100000 100000 100000 - 100 500000 100000JP 48.5K subscribers Subscribed

□□□□□□ □□□□□ □□□□ □□□□ - YouTube

IP 48.5K subscribers Subscribed

□□□□□□, □□□□□□□□ □□□□□□□□□□□□□□ ...

“你這人，怎麼這樣！”他大聲叫喊，他大聲叫喊，他大聲叫喊。8

2024 年 8 月 22 日 - YouTube

Jul 6, 2025 · 2024 8 22 K 167 subscribers Subscribe

DJ Tiz (□□□□□) - 2025 □□□□□□ □□□□ □□ □□□□

#00 #000000 #000000 #000 #000000D] Tiz (000000) - 2025 000000 0000 00 0000

QUERY function - Google Docs Editors Help

QUERY(A2:E6,F2,FALSE) Syntax QUERY(data, query, [headers]) data - The range of cells to perform the query on. Each column of data can only hold boolean, numeric (including ...

Función QUERY - Ayuda de Editores de Documentos de Google

Función QUERY Ejecuta una consulta sobre los datos con el lenguaje de consultas de la API de visualización de Google. Ejemplo de uso QUERY(A2:E6,"select avg(A) pivot B") ...

[video] [GOOGLE SHEETS] FUNCIÓN QUERY: FUNCIONES DE ...

Ver en [GOOGLE SHEETS] FUNCIÓN QUERY: FUNCIONES DE AGREGACIÓN: SUM, AVG, COUNT, MIN y MAX 652 visualizaciones 4 votos a favor

QUERY - Справка - Редакторы Google Документов

Выполняет запросы на базе языка запросов API визуализации Google. Пример использования QUERY (A2:E6; "select avg (A) pivot B") QUERY (A2:E6; F2; ЛОЖЬ) ...

[GOOGLE SHEETS] FUNCIÓN QUERY: USO DE LA CLÁUSULA SELECT

[GOOGLE SHEETS] FUNCIÓN QUERY: USO DE LA CLÁUSULA SELECT Compartir Si la reproducción no empieza en breve, prueba a reiniciar el dispositivo. Los vídeos que veas ...

Set default search engine and site search shortcuts

Set your default search engine On your computer, open Chrome. At the top right, select More Settings. Select Search engine. Next to "Search engine used in the address bar," select the ...

BigQuery - Google Cloud Platform Console Help

Use datasets to organize and control access to tables, and construct jobs for BigQuery to execute (load, export, query, or copy data). Find BigQuery in the left side menu of the Google Cloud ...

Advanced search (Filters) - Computer - YouTube Help

When you search for videos and other content on YouTube, you can refine your search by using advanced filters. After entering your search terms in the search box on any YouTube page&nbs

Fonction QUERY - Aide Éditeurs Google Docs

Fonction QUERY Exécute sur toutes les données une requête écrite dans le langage de requête de l'API Google Visualization. Exemple d'utilisation QUERY(A2:E6,"select avg(A) pivot B") ...

[GA4] Report Query - Computer - Guida di Analytics

Il report Query è un report dettagliato predefinito che mostra le query di ricerca e le metriche di Search Console associate per la proprietà Search Console collegata. Puoi esaminare più in ...

Enhance your 2nd grader's reading skills with our engaging blends worksheets! Perfect for learning and practice. Discover how these resources can help today!

[Back to Home](#)