

Baby Sleep Through The Night Tips



Baby sleep through the night tips are essential for new parents seeking a peaceful night's rest after long days of caring for their little ones. Sleep is crucial not only for the growth and development of babies but also for the well-being of parents. Understanding the nuances of infant sleep can make a significant difference in establishing healthy sleep patterns. This comprehensive guide aims to provide practical tips and strategies to help babies sleep through the night, ensuring everyone in the household gets the rest they deserve.

Understanding Baby Sleep Patterns

Before diving into the tips, it's important to understand that babies have different sleep patterns than adults. Newborns typically sleep for 16 to 20 hours a day, but their sleep is often fragmented. Here are some key points about baby sleep:

1. Sleep Cycles

- Babies have shorter sleep cycles, lasting about 50 to 60 minutes compared to adults' 90 minutes.
- They spend more time in REM (Rapid Eye Movement) sleep, which is lighter and easier to wake from.

2. Age and Sleep Needs

- Newborns (0-3 months): 14-17 hours of sleep.
- Infants (4-11 months): 12-15 hours of sleep, including longer nighttime stretches.
- Toddlers (1-2 years): 11-14 hours of sleep, with a focus on consolidating nighttime sleep.

Understanding these patterns can help parents set realistic expectations for their baby's sleep behavior.

Establishing a Sleep Routine

One of the most effective baby sleep through the night tips is establishing a consistent sleep routine. A predictable routine helps signal to your baby that it's time to wind down and prepare for sleep.

1. Create a Bedtime Routine

A calming bedtime routine can include:

- Bath time: A warm bath can relax your baby.
- Storytime: Reading a short book in a soothing voice can help signal bedtime.
- Gentle rocking or lullabies: Soft music or gentle movement can soothe your baby to sleep.

2. Set a Consistent Bedtime

- Choose a bedtime that is consistent each night to help regulate your baby's internal clock.
- Aim for an early bedtime, as babies often sleep better when put down earlier.

Creating a Sleep-Friendly Environment

The sleep environment plays a crucial role in how well your baby sleeps. Here are some tips for creating a conducive sleep space:

1. Choose the Right Sleep Space

- Use a crib or bassinet that meets safety standards.
- Ensure the mattress is firm and fitted properly.

2. Control the Sleep Environment

- Lighting: Use blackout curtains or shades to keep the room dark.
- Sound: A white noise machine can drown out household noises that might wake your baby.
- Temperature: Keep the nursery at a comfortable temperature, ideally between 68°F to 72°F (20°C to 22°C).

Feeding and Sleep Associations

Feeding plays a crucial role in a baby's sleep habits. Here are some tips to manage feeding and sleep associations:

1. Foster Independent Sleep

- Avoid feeding your baby to sleep. Instead, feed them before bedtime and place them in their crib while they are drowsy but still awake.
- This encourages your baby to learn how to fall asleep independently.

2. Monitor Feeding Schedules

- For newborns, it's important to feed on demand, but as they grow, start establishing a feeding schedule that aligns with their sleep routine.
- Gradually reduce nighttime feedings as your baby begins to sleep for longer stretches.

Responding to Night Wakings

It's normal for babies to wake during the night. How you respond can influence their sleep patterns:

1. Assess the Situation

- Check if your baby is hungry, needs a diaper change, or is uncomfortable.
- If they are simply fussing, allow them a few minutes to see if they can settle back to sleep on their own.

2. Use Gentle Soothing Techniques

- If your baby needs comfort, try gentle techniques such as patting, shushing, or picking them up briefly to soothe them before placing them back down.

Consider Sleep Training Methods

If your baby continues to wake frequently at night, you may want to explore sleep training methods. Here are some techniques:

1. Ferber Method

- This method involves letting your baby cry for progressively longer intervals before offering comfort.
- Over time, this teaches your baby to self-soothe.

2. Chair Method

- Gradually move further away from your baby's crib each night until they learn to fall asleep independently.

Be Patient and Flexible

Every baby is different, and sleep patterns can change frequently due to growth spurts, teething, or developmental milestones. Here are some additional tips to keep in mind:

1. Monitor Developmental Changes

- Be aware that sleep regressions are common at certain ages (around 4 months, 8-10 months, and 18 months).
- Adjust your approach as needed during these phases.

2. Stay Consistent but Flexible

- While it's essential to maintain a routine, be prepared to adapt as your baby grows and their needs change.
- Consistency is key, but every baby has unique needs that may require adjustments.

Conclusion

Learning how to help your baby sleep through the night is a journey that requires patience, understanding, and consistency. By establishing a calming bedtime routine, creating a sleep-friendly environment, and responding appropriately to night wakings, you can foster better sleep habits for your little one. Remember that while these baby sleep through the night tips can be incredibly helpful, each baby is unique, and flexibility is crucial. With time and practice, both you and your baby will enjoy restful nights.

Frequently Asked Questions

What are some effective bedtime routines to help my baby sleep through the night?

Establish a calming bedtime routine that includes activities like a warm bath, gentle massage, reading a short story, or singing lullabies. Consistency is key, so aim to start the routine at the same time each night.

How can I create a sleep-friendly environment for my baby?

Make your baby's sleep environment comfortable by keeping the room dark, quiet, and at a cool temperature. Consider using blackout curtains and a white noise machine to minimize disturbances.

When should I start sleep training my baby for better nighttime sleep?

Many parents begin sleep training between 4 to 6 months of age, as babies at this stage can generally sleep for longer stretches. However, it's important to assess your baby's readiness and consult with your pediatrician before starting.

What role does feeding play in helping my baby sleep through the night?

Feeding your baby right before bedtime can help them feel full and satisfied, which may lead to longer sleep stretches. However, try to avoid overfeeding, as it may cause discomfort and disrupt sleep.

Are there specific sleep training methods that are recommended for babies?

Popular sleep training methods include the Ferber method (graduated extinction), the chair method (gradual retreat), and no-tears approaches.

Choose a method that aligns with your parenting style and comfort level, and be consistent with it.

Find other PDF article:

<https://soc.up.edu.ph/05-pen/pdf?dataid=rod48-8145&title=american-government-legislative-unit-guide-answer-key.pdf>

Baby Sleep Through The Night Tips




















justin bieber- baby □□□□□□_□□□□

justin bieber- baby Oh woooh, oh woouooah, oh woouooah You know you love me, I know
you care. You shout whenever and I'll be ther

□□□□□□□□□□ - □□

[illegible]

□□□□□□□□□□□□□□□□□□□□

May 8, 2020 ·  Cause I got a crush on you who you                  

baby **babe** -

Baby 宝宝 Babe 宝贝 Baby 宝贝 (1) 女宝宝, 男宝宝 a baby girl 女宝宝 baby boy 男宝宝 new-born baby 新生儿 baby food 婴儿食品 baby clothes 婴儿衣服 (2) ...

□□□□□□□□ | □□□□ - □□□□

□□□□□□□□□□□□□□ ,Baby Kingdom - □□□□ □□ □□□

[XXXXXXXXXX] XXXXXXXXXXXXXXXXXXXXXXXX! - BK ...

Oct 2, 2024 · 
 ...

□□□□□□□□ □□□□□ | □□□□ - □□□□

Baby Kingdom forum - [www.babykingdomforum.com](#) , Baby Kingdom - [www.babykingdom.com](#)

-



.....KOL.....

...

□□□ □ □□□□□ - Baby Kingdom hkdisucss!

Baby kingdom Hkdiscuss forum - 0000 0 - 000000

 i love you baby -

Oh pretty baby, now that I've found you stay  And let me love you baby, let me love you  Can't Take My ...

