

# Baby Sign Language Open And Close Hand



BABY SIGN LANGUAGE OPEN AND CLOSE HAND IS A PIVOTAL CONCEPT IN FACILITATING COMMUNICATION BETWEEN INFANTS AND CAREGIVERS BEFORE VERBAL LANGUAGE SKILLS FULLY DEVELOP. THIS FORM OF COMMUNICATION HELPS BRIDGE THE GAP BETWEEN A BABY'S THOUGHTS AND THEIR ABILITY TO VERBALLY EXPRESS THEM. BY LEARNING SIMPLE HAND SIGNS, CAREGIVERS CAN BETTER UNDERSTAND THEIR BABIES' NEEDS, LEADING TO REDUCED FRUSTRATION FOR BOTH PARTIES. THIS ARTICLE EXPLORES THE SIGNIFICANCE OF THE OPEN AND CLOSE HAND SIGN IN BABY SIGN LANGUAGE, ITS APPLICATIONS, BENEFITS, AND HOW TO TEACH IT EFFECTIVELY.

## UNDERSTANDING BABY SIGN LANGUAGE

BABY SIGN LANGUAGE IS A METHOD THAT USES HAND SIGNALS TO CONVEY MEANINGS, ALLOWING INFANTS TO EXPRESS THEIR NEEDS, FEELINGS, AND DESIRES WITHOUT SPEAKING. THIS FORM OF COMMUNICATION TYPICALLY INCORPORATES SIGNS FROM AMERICAN SIGN LANGUAGE (ASL) BUT CAN ALSO INCLUDE GESTURES THAT ARE INTUITIVE OR CULTURALLY RELEVANT TO THE FAMILY.

## WHY USE BABY SIGN LANGUAGE?

THE BENEFITS OF USING BABY SIGN LANGUAGE ARE MULTIFACETED:

1. **ENHANCED COMMUNICATION:** INFANTS CAN EXPRESS THEIR NEEDS BEFORE THEY CAN SPEAK, REDUCING FRUSTRATION AND TANTRUMS.
2. **COGNITIVE DEVELOPMENT:** LEARNING SIGNS ENCOURAGES COGNITIVE SKILLS AND BOOSTS VOCABULARY DEVELOPMENT.
3. **STRENGTHENED BOND:** SIGN LANGUAGE FOSTERS A DEEPER CONNECTION BETWEEN PARENTS AND CHILDREN, AS IT ENCOURAGES INTERACTION AND ENGAGEMENT.
4. **INCREASED CONFIDENCE:** AS BABIES LEARN TO COMMUNICATE THEIR NEEDS, THEY GAIN CONFIDENCE IN THEIR ABILITY TO EXPRESS THEMSELVES.

# THE ROLE OF OPEN AND CLOSE HAND SIGN

THE SIGN FOR "OPEN" AND "CLOSE" IS FUNDAMENTAL IN BABY SIGN LANGUAGE. IT REPRESENTS TWO CONTRASTING ACTIONS THAT CAN COMMUNICATE A VARIETY OF MESSAGES.

- OPEN HAND SIGN: THIS SIGN TYPICALLY INVOLVES SPREADING THE FINGERS WIDE, SIGNIFYING OPENNESS, AVAILABILITY, OR A DESIRE FOR SOMETHING TO BE ACCESSIBLE.
- CLOSE HAND SIGN: CONVERSELY, THIS SIGN INVOLVES BRINGING THE FINGERS TOGETHER INTO A FIST, INDICATING CLOSURE, RESTRICTION, OR A DESIRE TO STOP OR WITHHOLD SOMETHING.

UNDERSTANDING THESE BASIC ACTIONS CAN EMPOWER A BABY TO COMMUNICATE EFFECTIVELY ABOUT THEIR ENVIRONMENT AND FEELINGS.

## TEACHING THE OPEN AND CLOSE HAND SIGN

TEACHING YOUR BABY THE OPEN AND CLOSE HAND SIGN CAN BE A FUN AND INTERACTIVE PROCESS. HERE ARE SOME STEPS TO INTRODUCE THESE SIGNS:

### 1. CHOOSE A CONSISTENT TIME AND PLACE

SELECT A TIME WHEN YOU AND YOUR BABY CAN FOCUS ON LEARNING WITHOUT DISTRACTIONS. THIS COULD BE DURING PLAYTIME, MEALTIME, OR STORYTIME.

### 2. MODEL THE SIGNS

DEMONSTRATE THE OPEN AND CLOSE HAND SIGNS CLEARLY. USE EXAGGERATED MOVEMENTS TO CAPTURE YOUR BABY'S ATTENTION.

- OPEN HAND: SPREAD YOUR FINGERS WIDE AND SAY "OPEN" AS YOU SHOW THE SIGN.
- CLOSE HAND: BRING YOUR FINGERS TOGETHER INTO A FIST WHILE SAYING "CLOSE."

### 3. USE CONTEXTUAL REINFORCEMENT

INCORPORATE THE SIGNS INTO DAILY ACTIVITIES:

- WHEN OPENING A TOY BOX, SAY "OPEN" AND MAKE THE SIGN.
- WHEN PUTTING A LID ON A CONTAINER, SAY "CLOSE" WHILE DEMONSTRATING THE SIGN.

THIS CONTEXTUAL REINFORCEMENT HELPS YOUR BABY ASSOCIATE THE SIGNS WITH THEIR MEANINGS.

### 4. REPEAT AND ENCOURAGE

REPETITION IS KEY IN TEACHING SIGN LANGUAGE. ENCOURAGE YOUR BABY TO MIMIC YOUR GESTURES. PRAISE THEIR ATTEMPTS TO USE THE SIGNS, EVEN IF THEY ARE NOT EXACT.

## 5. BE PATIENT AND CONSISTENT

CHILDREN LEARN AT THEIR OWN PACE. CONSISTENCY IN USING AND MODELING THE SIGNS WILL HELP REINFORCE THEIR UNDERSTANDING OVER TIME.

## APPLICATIONS OF OPEN AND CLOSE HAND SIGNS

THE OPEN AND CLOSE HAND SIGNS HAVE VARIOUS APPLICATIONS IN EVERYDAY SCENARIOS. UNDERSTANDING THESE CAN ENHANCE YOUR CHILD'S COMMUNICATION SKILLS.

### 1. EVERYDAY OBJECTS AND ACTIONS

- OPEN: USE THE OPEN SIGN WHEN DISCUSSING TOYS, BOOKS, OR FOOD ITEMS THAT CAN BE OPENED. FOR EXAMPLE, "LET'S OPEN THE BOOK!"
- CLOSE: UTILIZE THE CLOSE SIGN FOR ITEMS THAT NEED TO BE CLOSED, LIKE BOXES OR CONTAINERS. FOR INSTANCE, "TIME TO CLOSE THE BOX."

### 2. EMOTIONAL EXPRESSION

- OPEN: THE OPEN SIGN CAN SIGNIFY A DESIRE FOR AFFECTION OR CLOSENESS, SUCH AS WANTING A HUG OR CUDDLE.
- CLOSE: THE CLOSE SIGN CAN INDICATE A BABY FEELING OVERWHELMED AND NEEDING SPACE.

### 3. SOCIAL INTERACTIONS

- OPEN: USE THE OPEN SIGN IN PLAY WITH OTHERS TO INDICATE A WILLINGNESS TO SHARE OR PLAY TOGETHER.
- CLOSE: THE CLOSE SIGN COULD BE USED TO EXPRESS A DESIRE TO KEEP SOMETHING PRIVATE OR TO SIGNAL AN END TO AN INTERACTION.

## BENEFITS OF USING OPEN AND CLOSE HAND SIGNS

INTEGRATING THE OPEN AND CLOSE HAND SIGNS INTO YOUR BABY'S COMMUNICATION TOOLKIT OFFERS NUMEROUS ADVANTAGES.

### 1. IMPROVED UNDERSTANDING

BABIES CAN CONVEY THEIR FEELINGS AND NEEDS EFFECTIVELY, LEADING TO FEWER MISUNDERSTANDINGS BETWEEN THEM AND THEIR CAREGIVERS.

### 2. ENCOURAGEMENT OF INDEPENDENCE

AS BABIES LEARN TO COMMUNICATE THROUGH SIGNS, THEY DEVELOP A SENSE OF AUTONOMY AND CONFIDENCE IN EXPRESSING THEMSELVES, WHICH FOSTERS INDEPENDENCE OVER TIME.

### 3. PREPARATION FOR VERBAL SKILLS

USING SIGN LANGUAGE CAN SERVE AS A PRECURSOR TO VERBAL COMMUNICATION. THE COGNITIVE PROCESS INVOLVED IN LEARNING SIGNS CAN AID IN THE DEVELOPMENT OF SPEECH.

### 4. ENHANCED PARENT-CHILD INTERACTION

THE PLAYFUL NATURE OF USING SIGNS CAN LEAD TO MORE ENGAGING AND MEANINGFUL INTERACTIONS BETWEEN PARENTS AND CHILDREN, STRENGTHENING THEIR BOND.

## CHALLENGES AND CONSIDERATIONS

WHILE BABY SIGN LANGUAGE CAN BE AN EFFECTIVE TOOL, THERE ARE CHALLENGES TO BE AWARE OF.

### 1. OVER-RELIANCE ON SIGNS

SOME PARENTS MAY WORRY THAT THEIR CHILD WILL RELY TOO HEAVILY ON SIGNS AND DELAY VERBAL COMMUNICATION. HOWEVER, RESEARCH SHOWS THAT USING SIGNS OFTEN ENHANCES SPEECH DEVELOPMENT.

### 2. CONSISTENCY AMONG CAREGIVERS

FOR SIGNS TO BE EFFECTIVE, ALL CAREGIVERS MUST USE THEM CONSISTENTLY. ESTABLISHING A COMMON APPROACH AMONG FAMILY MEMBERS IS CRUCIAL.

### 3. INDIVIDUAL LEARNING CURVES



















EACH CHILD LEARNS AT THEIR OWN PACE, AND SOME MAY TAKE LONGER TO GRASP THE CONCEPTS THAN OTHERS. PATIENCE IS ESSENTIAL IN THIS DEVELOPMENTAL STAGE.

## CONCLUSION



















INCORPORATING BABY SIGN LANGUAGE OPEN AND CLOSE HAND SIGNS INTO YOUR COMMUNICATION WITH YOUR INFANT CAN PROVIDE A WEALTH OF BENEFITS, FROM ENHANCING UNDERSTANDING TO FOSTERING INDEPENDENCE. BY CONSISTENTLY MODELING THESE SIGNS AND INTEGRATING THEM INTO DAILY ACTIVITIES, CAREGIVERS CAN CREATE A RICH ENVIRONMENT FOR LANGUAGE DEVELOPMENT. AS YOUR BABY BEGINS TO GRASP THESE CONCEPTS, YOU WILL LIKELY FIND THAT THEY BECOME MORE CONFIDENT IN EXPRESSING THEIR NEEDS AND EMOTIONS, LEADING TO A MORE HARMONIOUS RELATIONSHIP. EMBRACE THIS ENRICHING EXPERIENCE, AND WATCH AS YOUR BABY'S WORLD OF COMMUNICATION EXPANDS BEFORE YOUR EYES.

## FREQUENTLY ASKED QUESTIONS



May 8, 2020 ·  Cause I got a crush on you who you                   

Baby 小孩 Babe 宝贝 Baby 宝宝 (1) 女宝宝, 男宝宝 a baby girl 女宝宝 baby boy 男宝宝 new-born baby 新生儿 baby food 婴儿食品 baby clothes 婴儿衣服 (2) 婴儿用品 ...

May 8, 2020 ·  Cause I got a crush on you who you                   

Baby 宝宝 Babe 宝贝 Baby 宝贝 (1) 女宝宝, 女a baby girl 男宝宝 baby boy 新生儿 new-born baby 宝宝 baby food 宝宝的 baby clothes 宝宝的 (2) ...

Oct 2, 2024 ·   
 ...

Baby Kingdom forum - [www.babykingdomforum.com](#) ,Baby Kingdom - [www.babykingdom.com](#)

[illegible]

□□□□□□□□- Baby Kingdom hkdisucss!

Baby kingdom Hkdiscuss forum - 0000 0 - 000000

Oh pretty baby, now that I've found you stay   And let me love you baby, let  
me love you     Can't Take ...

Discover how to teach your baby sign language with the open and close hand gestures. Enhance communication and connection with your little one. Learn more!

[Back to Home](#)