

# Baby Cakes Cake Pop Recipes



**Baby cakes cake pop recipes** have taken the dessert world by storm, combining the delightfulness of cake with the convenience of a pop. These bite-sized treats are not only visually appealing but also versatile in flavor and decoration, making them perfect for various occasions, from birthdays to baby showers. In this article, we will explore some delicious baby cake pop recipes, tips for perfecting your cake pops, and creative decoration ideas that will leave your guests in awe.

## What Are Cake Pops?

Cake pops are small, round balls of cake that are dipped in chocolate or candy coating and mounted on sticks. They can be made from scratch or using leftover cake. These fun desserts are popular for their portability and bite-sized nature, making them a favorite at parties and gatherings.

# Basic Cake Pop Recipe

Before diving into unique flavor variations, it's essential to master the basic cake pop recipe. Here's how to make them:

## Ingredients

To make approximately 20 cake pops, you will need:

- 1 box of cake mix (any flavor)
- 1 cup of frosting (store-bought or homemade)
- 12 oz. chocolate or candy melts (in your choice of color)
- Lollipop sticks
- Styrofoam block or cake pop stand for drying

## Instructions

### 1. Bake the Cake

Prepare the cake mix according to the package instructions. Allow it to cool completely after baking.

### 2. Crumble the Cake

Once cooled, crumble the cake into a large bowl until it resembles fine crumbs.

### 3. Mix with Frosting

Add the frosting to the crumbled cake. Use your hands to mix until the mixture is well combined and holds together when rolled into a ball.

### 4. Form Cake Balls

Roll the mixture into 1-inch balls and place them on a baking sheet lined with parchment paper. Chill in the refrigerator for at least 30 minutes to firm up.

### 5. Prepare for Dipping

Melt the chocolate or candy melts in a microwave-safe bowl, heating in 30-second intervals until smooth. Dip the end of each lollipop stick into the melted chocolate, then insert it into the center of each cake ball.

### 6. Dip the Cake Pops

Once the sticks are in place, dip each cake pop into the melted chocolate, allowing any excess to drip off.

### 7. Dry and Decorate

Stick the cake pops into a Styrofoam block or a cake pop stand to allow them to dry completely. Once set, feel free to decorate with sprinkles, edible

glitter, or colored drizzles.

## Flavor Variations

One of the best things about baby cakes cake pop recipes is the endless possibilities for flavor combinations. Here are some popular variations:

### 1. Red Velvet Cake Pops

- Ingredients: Use red velvet cake mix and cream cheese frosting.
- Decoration: Dip in white chocolate and sprinkle with red velvet cake crumbs.

### 2. Chocolate Mint Cake Pops

- Ingredients: Opt for chocolate cake mix and add mint extract to the frosting.
- Decoration: Coat with green candy melts and top with crushed peppermint candies.

### 3. Lemon Cake Pops

- Ingredients: Use lemon cake mix and lemon frosting.
- Decoration: Dip in white chocolate and drizzle with yellow chocolate.

### 4. Funfetti Cake Pops

- Ingredients: Choose a funfetti cake mix and vanilla frosting.
- Decoration: Dip in white chocolate and roll in colorful sprinkles.

### 5. Peanut Butter Chocolate Cake Pops

- Ingredients: Use chocolate cake mix and mix peanut butter into the frosting.
- Decoration: Dip in chocolate and drizzle with melted peanut butter.

# Tips for Perfect Cake Pops

Creating flawless cake pops can be an art. Here are some tips to help you achieve the best results:

- **Use Quality Ingredients:** High-quality cake mix and frosting will result in better flavor and texture.
- **Don't Overmix:** When combining the cake and frosting, mix just until everything is combined. Overmixing can lead to a dense texture.
- **Chill the Balls:** Chilling the cake balls before dipping is crucial as it helps them maintain their shape.
- **Consistency is Key:** Ensure your chocolate or candy melts are at the right consistency. If too thick, add a bit of shortening or vegetable oil to thin it out.
- **Experiment with Coatings:** Besides chocolate, you can use candy melts in various colors, or even white chocolate mixed with food coloring for a fun twist.

## Creative Decoration Ideas

The decoration of cake pops can be just as fun as making them. Here are some creative ways to dress up your baby cakes cake pops:

### 1. Themed Decorations

Match the decorations to your event theme. For example, for a baby shower, use pastel colors and baby-themed sprinkles.

### 2. Edible Paint

Use edible food pens to draw designs or write messages on the coated cake pops. This is an excellent way to personalize them for special occasions.

### 3. Chocolate Drizzle

After dipping your cake pops, add a contrasting drizzle of another color of chocolate for a stylish look.

## **4. Sprinkles and Nuts**

Roll your cake pops in various toppings like sprinkles, crushed nuts, or coconut flakes immediately after dipping for added texture and flavor.

## **Storing Cake Pops**

To keep your cake pops fresh, store them correctly. Here are some storage tips:

- In the Fridge: Place cake pops in an airtight container and refrigerate for up to 1 week.
- Freezing: For longer storage, wrap each cake pop individually in plastic wrap and freeze. They can last for up to 3 months. Thaw in the refrigerator before serving.

## **Conclusion**

Baby cakes cake pop recipes offer a fun and delicious way to enjoy cake in a portable form. With a simple base recipe and endless flavor and decoration options, cake pops are perfect for any celebration. Whether you're making them for a birthday party, a baby shower, or just a casual gathering, these treats are sure to impress. With the tips provided, you'll be well on your way to mastering the art of cake pops in no time. Enjoy the process and happy baking!

## **Frequently Asked Questions**

### **What are baby cakes cake pops?**

Baby cakes cake pops are bite-sized treats made by crumbling cake and mixing it with frosting, then shaping the mixture into balls, coating them in chocolate or candy melts, and placing them on sticks.

### **How do I make baby cakes cake pops from scratch?**

To make baby cakes cake pops from scratch, bake a cake of your choice, let it cool, crumble it into a bowl, mix with frosting until well combined, shape into balls, chill them, dip in melted chocolate, and decorate as desired.

## What is the best type of cake to use for cake pops?

The best type of cake for cake pops is typically a moist cake like chocolate or vanilla, but you can use any flavor you like. Red velvet and funfetti are also popular choices.

## Can I use store-bought cake for baby cakes cake pops?

Yes, you can use store-bought cake for baby cakes cake pops. Simply crumble the cake and mix it with frosting to create the cake pop mixture.

## How do I prevent cake pops from falling off the stick?

To prevent cake pops from falling off the stick, ensure that the cake balls are chilled before dipping, use a thicker coating of chocolate or candy melts, and insert the sticks into the cake pops only after they are chilled.

## How can I decorate baby cakes cake pops?

You can decorate baby cakes cake pops with sprinkles, edible glitter, melted chocolate designs, or by drizzling contrasting colors of chocolate over them for a creative touch.

## What are some flavor variations for baby cakes cake pops?

Some popular flavor variations for baby cakes cake pops include salted caramel, strawberry, lemon, cookies and cream, and pumpkin spice, allowing for a variety of taste experiences.

Find other PDF article:

<https://soc.up.edu.ph/18-piece/Book?dataid=hUY49-3888&title=dog-anatomy-female-belly.pdf>

























## Baby Cakes Cake Pop Recipes

**justin bieber- baby** 000000\_0000

justin bieber- baby 0000000000 Oh woooah, oh woooooah, oh wooooah You know you love me, I know you care. 000000000000 You shout whenever and I'll be ther

0000000000 - 00

000'0000'0 00000000000000 0000000 0000000 00000Q0000000 0Q cd000 000 0Q00000 0 0000 00000000 0000 ...

May 8, 2020 ·  Cause I got a crush on you who you                          

Baby (Babe) (1) a baby girl (2) baby boy (3) new-born baby (4) baby food (5) baby clothes (6) ...


































**0000000000000000 ,Baby Kingdom - 0000 00 000**

Oct 2, 2024 ·   
 ...

Baby Kingdom forum - [www.babykingdomforum.com](#) ,Baby Kingdom - [www.babykingdom.com](#)

.....KOL.....  
...

Baby kingdom Hkdiscuss forum - 香港 - 香港討論區

Oh pretty baby, now that I've found you stay   And let me love you baby, let me love you                                  

justin bieber- baby Oh woooh, oh woouooah, oh woouooah You know you love me, I know  
you care. You shout whenever and I'll be ther

0000'00000'0 0000000000000000 00000000 00000000 000000Q00000000 0Q cd0000 0000 0Q000000 0 00000 00000000  
 00000 ...

May 8, 2020 · 🇺🇸 Cause I got a crush on you who you 🇺🇸 🇺🇸 🇺🇸  
🇺🇸 baby bae 🇺🇸 ...

Baby 宝宝 Babe 宝贝 Baby 宝贝 (1) 女宝宝, 女a baby girl 男宝宝 baby boy 新生儿 new-born baby 宝宝 baby food 宝宝的 baby clothes 宝宝的 (2) ...

**Baby Kingdom -**

Oct 2, 2024 ·   
 ...

Baby Kingdom forum - [www.babykingdomforum.com](#) ,Baby Kingdom - [www.babykingdom.com](#)

KOL

👑👑👑👑👑- Baby Kingdom hkdissucs!

Baby kingdom Hkdiscuss forum - 0000 0 - 000000

Oh pretty baby, now that I've found you stay   And let me love you baby, let  
me love you     Can't Take ...

Discover delicious baby cakes cake pop recipes that are perfect for any occasion! Easy to follow and fun to make. Learn more and delight your guests today!

[Back to Home](#)