








Attributes Of Shapes Worksheet

Match and Describe the Shape	
	Rectangle _____ sides _____ vertices _____ angles
	Pentagon _____ sides _____ vertices _____ angles
	Triangle _____ sides _____ vertices _____ angles
	Hexagon _____ sides _____ vertices _____ angles
	Trapezoid _____ sides _____ vertices _____ angles
	Square _____ sides _____ vertices _____ angles



Attributes of shapes worksheet are essential tools in educational settings, particularly for young learners who are beginning to explore the world of geometry. These worksheets serve as a structured way to engage students in understanding the various characteristics that define different shapes, such as triangles, squares, circles, and more. By focusing on attributes such as sides, angles, and symmetry, educators can help students develop critical thinking skills and a deeper appreciation for the mathematical concepts underlying the physical world.

Understanding the Basics of Shapes

What Are Shapes?

Shapes are the geometric figures that we encounter in our everyday lives. They can be two-dimensional (2D) or three-dimensional (3D). Some common examples of 2D shapes include:

- Circle: A round shape with no corners or edges.
- Square: A shape with four equal sides and four right angles.
- Triangle: A three-sided shape that can vary in angles and side lengths.
- Rectangle: A four-sided shape with opposite sides that are equal in length.

3D shapes include:

- Cube: A three-dimensional version of a square with six equal square faces.
- Sphere: A perfectly round 3D shape with no edges or vertices.
- Cylinder: A shape with two circular bases connected by a curved surface.

Attributes of Shapes

Every shape has specific attributes that define its characteristics. Understanding these attributes is crucial for students as they learn to classify and compare different shapes. Common attributes include:

1. Number of Sides: This refers to how many straight edges a shape has. For example:

- Triangle: 3 sides
- Square: 4 sides
- Pentagon: 5 sides

2. Length of Sides: The length can vary among shapes. For instance, a rectangle has two long sides and two short sides.

3. Angles: The degree of the angles formed at the corners of a shape. Shapes can have:

- Right angles (90 degrees)
- Acute angles (less than 90 degrees)
- Obtuse angles (greater than 90 degrees)

4. Symmetry: This attribute refers to whether a shape can be divided into two identical halves.

Shapes can be:

- Symmetrical: like a square or circle
- Asymmetrical: like a triangle or irregular polygon

5. Area and Perimeter: Area refers to the space within a shape, while perimeter is the total length around the shape.

Creating an Attributes of Shapes Worksheet

A well-structured worksheet can significantly enhance a student's understanding of shapes. Here's

how to create an effective attributes of shapes worksheet:

1. Identify Learning Objectives

Before creating the worksheet, establish what you want the students to learn. Objectives might include:

- Recognizing different shapes
- Identifying attributes of shapes
- Comparing and contrasting shapes based on their attributes
- Applying knowledge to solve problems involving shapes

2. Choose the Right Shapes

Select a variety of shapes to include in the worksheet, ensuring you cover both 2D and 3D forms. Consider including:

- Basic shapes: Circles, squares, triangles, rectangles
- Complex shapes: Hexagons, octagons, rhombuses
- 3D shapes: Cubes, spheres, cones, pyramids

3. Design the Worksheet Layout

The layout should be visually appealing and organized. Here are some design tips:

- Title: Clearly label the worksheet with "Attributes of Shapes."
- Sections: Divide the worksheet into sections for different types of shapes.
- Visuals: Include images of the shapes to help students visualize them.
- Questions: Incorporate a variety of question types, such as multiple-choice, fill-in-the-blank, and short answer.

4. Include Activities and Exercises

Engage students with interactive activities. Here are some examples:

- Matching Exercise: Match shapes with their attributes.
- Drawing Task: Have students draw specific shapes and label their attributes.
- Sorting Activity: Provide a mixed set of shapes for students to sort based on attributes like number of sides or angles.
- Real-World Application: Ask students to find examples of shapes in their environment and describe their attributes.

5. Provide Answer Key

An answer key should accompany the worksheet to facilitate self-assessment. This allows students to check their understanding and learn from their mistakes.

Benefits of Using Attributes of Shapes Worksheets

Implementing attributes of shapes worksheets in the classroom offers numerous benefits:

1. Visual Learning

Worksheets that include visuals help students better grasp geometric concepts. Recognizing shapes and their attributes visually can reinforce learning and improve retention.

2. Hands-On Practice

Worksheets provide an opportunity for hands-on practice. Engaging in writing and drawing shapes helps solidify students' understanding.

3. Encourages Critical Thinking

By asking students to compare and contrast various shapes, worksheets encourage critical thinking. Students learn to analyze and determine the relationships between different geometric figures.

4. Differentiated Learning

Worksheets can be tailored to meet diverse learning needs. They can be simplified for younger students or made more complex for advanced learners, ensuring that all students are engaged.

5. Assessment Tool

These worksheets can serve as effective assessment tools. Educators can use them to gauge student understanding and identify areas that may need further instruction.

Conclusion

Creating an attributes of shapes worksheet is a valuable educational endeavor that not only enhances students' understanding of geometry but also fosters critical thinking and problem-solving skills. By focusing on the various attributes of shapes, educators can guide students through the exciting world of geometry, helping them recognize the importance of shapes in mathematics and in their everyday lives. Through engaging activities, structured exercises, and visual aids, students can develop a strong foundation in geometry that will serve them well in their future studies and practical applications.

Frequently Asked Questions

What are the key attributes of shapes covered in the worksheet?

The worksheet typically covers attributes such as the number of sides, angles, symmetry, perimeter, area, and whether the shape is 2D or 3D.

How can I use the attributes of shapes worksheet in a classroom setting?

You can use the worksheet for hands-on activities, group discussions, and as a basis for identifying shapes in real-world objects, enhancing students' understanding of geometry.

Are there different levels of difficulty in attributes of shapes worksheets?

Yes, many worksheets come in varying levels of difficulty to cater to different grade levels and learning abilities, from basic identification to more complex properties.

How can attributes of shapes worksheets benefit early learners?

These worksheets help early learners develop critical thinking skills, improve their ability to categorize shapes, and enhance their understanding of geometric concepts through visualization.

What types of shapes are typically included in attributes of shapes worksheets?

Common shapes include triangles, squares, rectangles, circles, pentagons, hexagons, and various 3D shapes like cubes and spheres.

Can attributes of shapes worksheets be used for remote learning?

Absolutely, these worksheets can be easily adapted for remote learning by using digital formats or printable PDFs that students can complete at home.

What are some interactive activities to complement attributes of shapes worksheets?

Activities may include shape scavenger hunts, creating shape collages, or using online games that reinforce shape recognition and attributes.

How can parents support their children using attributes of shapes worksheets?

Parents can engage with their children by discussing the shapes found in everyday objects, assisting with the worksheet, and encouraging exploration of geometric concepts through play.

Are there online resources for attributes of shapes worksheets?

Yes, many educational websites offer free downloadable worksheets, interactive games, and videos that cover the attributes of shapes for various grade levels.

Find other PDF article:

<https://soc.up.edu.ph/13-note/files?dataid=Efa26-0960&title=cmrt-exam-study-questions.pdf>

Attributes Of Shapes Worksheet

Next.js 15.0.3. Hydration failed because the server ... - Stack Overflow

Dec 2, 2024 · -2 add suppressHydrationWarning= {true} to the body in your root layout. This will suppress the hydration warnings that are caused by browser extensions modifying the HTML ...

python - List attributes of an object - Stack Overflow

dir () is exactly what I was looking for when I Googled 'Python object list attributes' -- A way to inspect an instance of an unfamiliar object and find out what it's like.

What are attributes in .NET? - Stack Overflow

Aug 21, 2008 · What are attributes in .NET, what are they good for, and how do I create my own attributes?

Querying extensionAttributes in Microsoft Graph API

Feb 8, 2019 · When I actually used the API I got the data out of the attributes, so it was either an issue with graph explorer or more likely, the scope set in the graph explorer.

OOP Terminology: class, attribute, property, field, data member

In summary: Property is a broad concept used to denote a particular characteristic of a class, encompassing both its attributes and its relationships to other classes. Attribute denotes a part ...

oop - Print all properties of a Python Class - Stack Overflow

This is probably the right approach, but it should be pointed out that what it's doing is printing out

the attributes, not the things called Properties in new-style classes in Python, and that it's ...

How do you programmatically set an attribute? - Stack Overflow

For efficiency and other reasons, 'object' is programmed so that you cannot add extra attributes to it. You can do this with your own class with the `__slots__` attribute.

What characters do I need to escape in XML documents?

Jul 7, 2009 · Learn which characters need escaping in XML documents and how to handle them effectively.

What is the difference between field, variable, attribute, and ...

Apr 12, 2012 · Property In VisualBasic, all the attributes of an object are properties (font size, color, etc.). Example from Microsoft website about VB: A property is an attribute of an object ...

windows - CMD: How do I recursively remove the "Hidden" ...

Aug 27, 2012 · You can't remove hidden without also removing system. You want: `cd mydir attrib -H -S /D /S` That will remove the hidden and system attributes from all the files/folders inside of ...

Next.js 15.0.3. Hydration failed because the server ... - Stack ...

Dec 2, 2024 · -2 add `suppressHydrationWarning= {true}` to the body in your root layout. This will suppress the hydration warnings that are caused by browser extensions modifying the HTML ...

python - List attributes of an object - Stack Overflow

`dir()` is exactly what I was looking for when I Googled 'Python object list attributes' -- A way to inspect an instance of an unfamiliar object and find out what it's like.

What are attributes in .NET? - Stack Overflow

Aug 21, 2008 · What are attributes in .NET, what are they good for, and how do I create my own attributes?

Querying extensionAttributes in Microsoft Graph API

Feb 8, 2019 · When I actually used the API I got the data out of the attributes, so it was either an issue with graph explorer or more likely, the scope set in the graph explorer.

OOP Terminology: class, attribute, property, field, data member

In summary: Property is a broad concept used to denote a particular characteristic of a class, encompassing both its attributes and its relationships to other classes. Attribute denotes a part ...

oop - Print all properties of a Python Class - Stack Overflow

This is probably the right approach, but it should be pointed out that what it's doing is printing out the attributes, not the things called Properties in new-style classes in Python, and that it's ...

How do you programmatically set an attribute? - Stack Overflow

For efficiency and other reasons, 'object' is programmed so that you cannot add extra attributes to it. You can do this with your own class with the `__slots__` attribute.

What characters do I need to escape in XML documents?

Jul 7, 2009 · Learn which characters need escaping in XML documents and how to handle them effectively.

What is the difference between field, variable, attribute, and ...

Apr 12, 2012 · Property In VisualBasic, all the attributes of an object are properties (font size, color, etc.). Example from Microsoft website about VB: A property is an attribute of an object ...

[windows - CMD: How do I recursively remove the "Hidden" ...](#)

Aug 27, 2012 · You can't remove hidden without also removing system. You want: cd mydir attrib -H -S /D /S That will remove the hidden and system attributes from all the files/folders inside of ...

Unlock your child's understanding of geometry with our engaging attributes of shapes worksheet! Perfect for enhancing math skills. Learn more today!

[Back to Home](#)