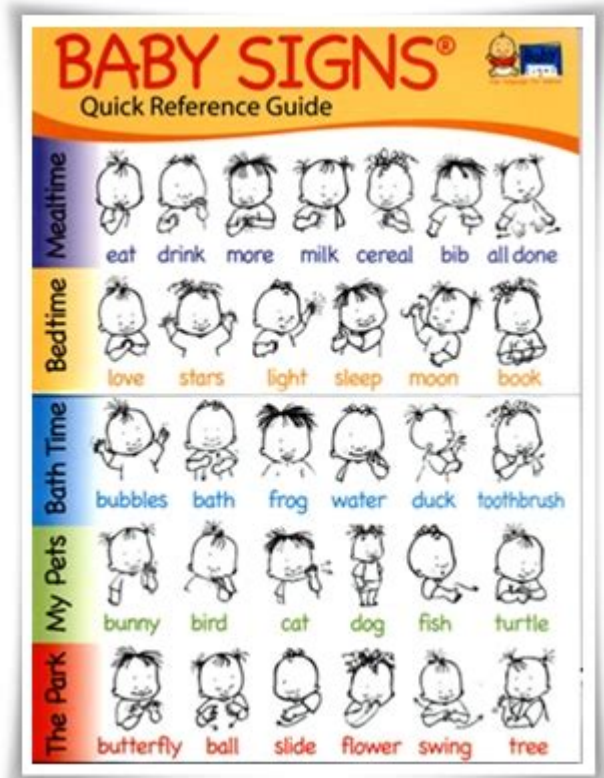


Baby Signs Quick Reference Guide



Baby signs quick reference guide is a valuable tool for parents and caregivers looking to enhance communication with their infants. As babies develop, they may find it challenging to express their needs and feelings verbally. Baby sign language is an effective way to bridge this communication gap, enabling infants to convey their thoughts even before they can speak. This guide provides essential information on baby signs, including their benefits, common signs to teach, and tips for implementation.

Understanding Baby Sign Language

Baby sign language involves using simple hand gestures that correspond to specific words or phrases. This method allows infants to communicate their desires, emotions, and observations, fostering a deeper connection between the child and caregiver. Research suggests that teaching baby sign language can lead to earlier speech development and reduce frustration for both parties.

Benefits of Baby Sign Language

Implementing baby sign language can offer numerous benefits:

- **Enhanced Communication:** Babies can express their needs before they can articulate words, reducing frustration for both parents and infants.

- **Strengthened Bond:** The shared understanding between caregiver and child can enhance emotional connections.
- **Improved Language Skills:** Studies indicate that children who learn sign language may develop verbal skills earlier than their peers.
- **Increased Cognitive Development:** Engaging in sign language can stimulate brain development by encouraging visual learning.
- **Reduced Tantrums:** With the ability to express themselves, babies may experience fewer outbursts due to unmet needs.

Getting Started with Baby Sign Language

To begin teaching baby sign language, caregivers should consider the following steps:

Selecting Signs to Teach

Focus on the most useful and relevant signs for your baby's daily life. Here are some essential signs to start with:

1. **More:** Bring your fingertips together, as if you're pinching something. Use this sign when your baby wants more food, playtime, etc.
2. **All done:** Rotate your hands in front of you with palms facing up, waving them outward. This sign indicates that your baby has finished eating or playing.
3. **Milk:** Make a fist and squeeze it as if you are milking a cow. This sign can be used to indicate hunger.
4. **Mom:** Open your hand and tap your thumb against your chin. This sign is used to refer to the mother.
5. **Dad:** Open your hand and tap your thumb against your forehead. This sign refers to the father.
6. **Water:** Make a "W" sign with your fingers and tap your chin. This is a useful sign when your baby is thirsty.
7. **Help:** Hold one hand with a fist and use the other hand to push it upward. This sign can be used when your baby needs assistance with something.
8. **Sleep:** Place your hands together, palms facing down, and rest your head on them. This sign indicates tiredness or the need for sleep.

When to Start Teaching Signs

The best time to introduce baby signs is around six months when babies can start to develop motor skills and cognitive understanding. While they may not use signs until later, they can begin to comprehend the meanings behind them. Consistency and repetition are vital during this period.

Tips for Teaching Baby Signs

To make the learning process enjoyable and effective, consider the following tips:

- **Be Consistent:** Use the same sign for the same word every time. Consistency helps reinforce learning.
- **Use Signs During Daily Activities:** Incorporate signs into everyday routines, such as mealtime, playtime, and bedtime.
- **Model the Signs:** Demonstrate the signs clearly and encourage your baby to mimic your actions. Engage them in the process.
- **Stay Positive and Patient:** Celebrate your baby's attempts to sign, even if they are not perfect. Positive reinforcement encourages further attempts.
- **Use Facial Expressions:** Enhance the signs with facial expressions to convey emotions and context. This makes learning more engaging.
- **Use Repetition:** Repeat signs often to help reinforce their meanings. Repetition is key to memory retention.

Common Challenges and Solutions

While teaching baby sign language can be rewarding, parents may encounter some challenges. Here are common issues and solutions:

Challenge: Baby Doesn't Respond

If your baby seems uninterested or doesn't respond to signs, try the following:

- **Be Patient:** Every child learns at their own pace. It may take time for them to grasp the concept.
- **Make It Fun:** Incorporate games or songs that include signs. This makes learning enjoyable.

- Observe Interest: Pay attention to what captures your baby's interest and introduce signs related to those activities.

Challenge: Confusion with Signs

If your baby appears confused about signs, consider:

- Simplifying Signs: Start with a few signs instead of overwhelming them with too many at once.
- Reinforcing Context: Use signs consistently in context to help them associate the sign with the meaning.

Challenge: Overuse of Signs

If your baby begins to rely solely on signs, remember:

- Encourage Verbalization: Prompt your baby to try saying the word aloud while using the sign.
- Balance with Speech: Use sign language alongside spoken words to reinforce both communication methods.

Conclusion

A **baby signs quick reference guide** serves as an excellent resource for parents eager to enhance their communication with their little ones. By teaching baby sign language, caregivers can foster a deeper bond, reduce frustration, and support their child's early language development. The journey of learning baby signs can be filled with joy and discovery, making it a rewarding experience for both baby and caregiver. With patience, consistency, and creativity, you can help your child navigate their world more effectively through the power of signs.

Frequently Asked Questions

What are baby signs?

Baby signs are simple gestures or hand movements that infants use to communicate their needs and feelings before they can speak.

When should I start teaching my baby sign language?

You can start teaching your baby sign language as early as 6 months old, as babies can begin to understand and use signs around this age.

What are some common baby signs?

Common baby signs include 'more', 'milk', 'eat', 'all done', 'help', and 'sleep'. These are often the first

signs parents teach their babies.

How can I effectively teach my baby signs?

To effectively teach your baby signs, consistently use the signs while saying the corresponding word, practice regularly, and be patient as your baby learns.

Are there any resources for learning baby signs?

Yes, there are many resources available, including books, online courses, and mobile apps that provide guidance and examples of baby signs.

Will using baby signs delay my child's speech development?

No, using baby signs will not delay speech development; in fact, it can enhance communication skills and may even support early language development.

Find other PDF article:
<https://soc.up.edu.ph/05-pen/files?ID=FEg80-0439&title=america-the-story-of-us-boom-episode-8-answer-key.pdf>

Baby Signs Quick Reference Guide

justin bieber- baby Oh woooah, oh woooooah, oh wooooah You know you love me, I know you care. You shout whenever and I'll be ther

- Oh
'' Oh
...
Q cd Q

May 8, 2020 · Cause I got a crush on you who you baby bae ...

babybabe -
Baby Babe Baby (1) a baby girl baby boy new-born baby
baby food baby clothes (2) ...

| -
,Baby Kingdom -

! - BK ...
Oct 2, 2024 ·
...

□□□□□□□□ □□□□□ | □□□□ - □□□□

Baby Kingdom forum - [www.babykingdomforum.com](#) ,Baby Kingdom - [www.babykingdom.com](#)

[illegible]

KOL

...

000 0 000000- Baby Kingdom hkdisucss!

Baby kingdom Hkdiscuss forum - 0000 0 - 000000

☐☐ **i love you baby** ☐☐☐☐ - ☐☐☐☐

Oh pretty baby, now that I've found you stay ♪ ♫ And let me love you baby, let
me love you ♪ ♫ Can't Take ...

























justin bieber- baby □□□□□□□_□□□□

justin bieber- baby Oh woooh, oh woohooah, oh woohooah You know you love me, I know
you care. You shout whenever and I'll be ther

□□□□□□□□ - □□

000'0000'0 00000000000000 0000000 0000000 00000Q0000000 0Q cd000 000 0Q00000 0 0000 0000000
 0000 0000 look at my eyes Tell me why why baby why 00 0Q000000Q000000 0Q00000000000 ...

□□□□□□□□□□□□□□□□□□□□

May 8, 2020 ·  Cause I got a crush on you who you                       

baby **babe** **babes** **babes** **babes** **babes** - **babes**

Baby 宝宝 Babe 宝贝 Baby 宝贝 (1) 女宝宝, 女a baby girl 男宝宝 baby boy 新生儿 new-born baby 宝宝 baby food 宝宝的 baby clothes 宝宝的 (2) 宝宝熊猫, 女a baby panda

□□□□□□□□ | □□□□ - □□□□

□□□□□□□□□□□□□□ ,Baby Kingdom - □□□□ □□ □□□

[XXXXXXXXXX] XXXXXXXXXXXXXXXXXXXX! - BK ...

Oct 2, 2024 · [\[REDACTED\]](#)
[\[REDACTED\]](#) ... ,Baby Kingdom - [\[REDACTED\]](#) [\[REDACTED\]](#) [\[REDACTED\]](#)

□□□□□□□□□□ □□□□□□ | □□□□ - □□□□

Baby Kingdom forum - [Baby Kingdom forum](#), Baby Kingdom - [Baby Kingdom](#)

[illegible]

KOL

👑👑👑 👑 👑👑👑- Baby Kingdom hkdissucs!

Baby kingdom Hkdiscuss forum - 0000 0 - 000000

□□ i love you baby □□□□ - □□□□

Oh pretty baby, now that I've found you stay And let me love you baby, let me love you Can't Take My Eyes Off You Bob Crewe Bob Gaudio 1967

"Unlock the power of communication with our Baby Signs Quick Reference Guide! Discover essential signs to enrich your child's early development. Learn more!"

[Back to Home](#)