

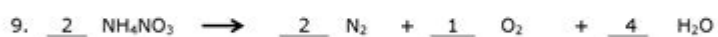
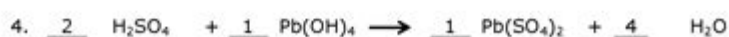
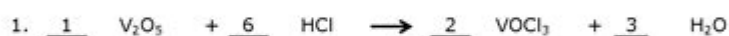
Balancing Chemical Equations Worksheet 3

Answers

Name: _____ Date: _____

Balancing Chemical Equations

Balance the following chemical equations.



sciencenotes.org

Balancing chemical equations worksheet 3 answers are essential for chemistry students seeking to understand the fundamental principles of chemical reactions. Balancing equations ensures that the law of conservation of mass is upheld, showing that the number of atoms for each element remains constant before and after a reaction. In this article, we will delve into the significance of balancing chemical equations, provide tips for mastering the skill, and offer a detailed look at the answers typically found in a balancing chemical equations worksheet.

Understanding the Basics of Chemical Equations

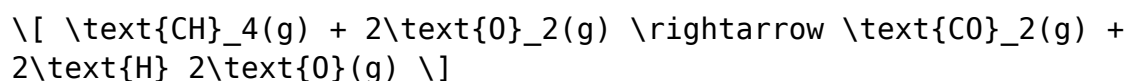
Before jumping into the specifics of balancing chemical equations, it is crucial to grasp what a chemical equation represents. A chemical equation is a symbolic representation of a chemical reaction where the reactants are converted into products.

The Components of a Chemical Equation

A chemical equation usually consists of:

- Reactants: Substances that undergo a chemical change.
- Products: New substances formed as a result of the reaction.
- Coefficients: Numbers placed before the compounds to indicate how many molecules participate in the reaction.
- States of Matter: Indicators (s, l, g, aq) show whether the substances are solid, liquid, gas, or aqueous.

For example, the equation for the combustion of methane is:



In this equation, methane and oxygen are the reactants, while carbon dioxide and water are the products.

The Importance of Balancing Chemical Equations

Balancing chemical equations is not merely an academic exercise; it holds practical significance in various fields, including:

- Chemical Engineering: Ensures accurate predictions of product yield and resource requirements.
- Pharmaceuticals: Critical for formulating accurate dosages and reactions.
- Environmental Science: Understanding reactions helps in pollution control and remediation efforts.

Why It Matters

1. Conservation of Mass: Balancing equations reflects the principle that matter cannot be created or destroyed in a chemical reaction.
2. Stoichiometry: Accurate balancing allows chemists to calculate the amounts of reactants needed and products formed.
3. Predicting Reaction Behavior: A balanced equation provides insights into

how a reaction will proceed and the energy changes involved.

Steps to Balance Chemical Equations

To successfully balance a chemical equation, follow these systematic steps:

1. **Write the Unbalanced Equation:** Start with the correct formula for all reactants and products.
2. **Count the Atoms:** List the number of atoms of each element on both sides of the equation.
3. **Add Coefficients:** Adjust the coefficients to balance the number of atoms of each element on both sides.
4. **Check Your Work:** Verify that all elements have the same number of atoms on both sides of the equation.
5. **Simplify Coefficients:** If possible, simplify the coefficients to their lowest terms.

Common Techniques for Balancing Equations

Balancing equations can sometimes be challenging. Here are a few techniques that can help:

1. Start with Complex Compounds

If an equation contains complex molecules, it can be easier to start by balancing those first rather than the simpler ones.

2. Balance Elements in a Specific Order

A common order to follow is:

- Balance metals first.
- Then nonmetals (excluding hydrogen and oxygen).
- Finally, balance hydrogen and oxygen, typically last.

3. Use the Inspection Method

This method involves trial and error, adjusting coefficients until the equation is balanced. While it may take longer, it can often yield results when other methods fail.

Balancing Chemical Equations Worksheet 3 Answers

Worksheets focused on balancing chemical equations often include a variety of exercises to test understanding. Below are a few examples of typical equations you might find in a balancing chemical equations worksheet, along with their balanced forms:

Sample Equations and Answers

- Equation: $\text{C}_3\text{H}_8 + \text{O}_2 \rightarrow \text{CO}_2 + \text{H}_2\text{O}$
- Balanced: $\text{C}_3\text{H}_8 + 5\text{O}_2 \rightarrow 3\text{CO}_2 + 4\text{H}_2\text{O}$
- Equation: $\text{Fe} + \text{O}_2 \rightarrow \text{Fe}_2\text{O}_3$
- Balanced: $4\text{Fe} + 3\text{O}_2 \rightarrow 2\text{Fe}_2\text{O}_3$
- Equation: $\text{Al} + \text{HCl} \rightarrow \text{AlCl}_3 + \text{H}_2$
- Balanced: $2\text{Al} + 6\text{HCl} \rightarrow 2\text{AlCl}_3 + 3\text{H}_2$

Practice Makes Perfect

The best way to master balancing chemical equations is through practice. Here are some additional equations to try balancing on your own:

- Equation: $\text{C}_4\text{H}_{10} + \text{O}_2 \rightarrow \text{CO}_2 + \text{H}_2\text{O}$
- Equation: $\text{Na} + \text{Cl}_2 \rightarrow \text{NaCl}$
- Equation: $\text{Ca} + \text{H}_2\text{O} \rightarrow \text{Ca(OH)}_2 + \text{H}_2$

Conclusion

Mastering the skill of balancing chemical equations is vital for any aspiring chemist. Understanding the principles behind the process can significantly enhance both academic performance and practical application in various fields. By utilizing the tips and techniques discussed, along with consistent practice, students can excel in balancing chemical equations and deepen their comprehension of chemical reactions. If you're looking for answers to specific worksheets, remember to refer back to established resources or consult with educators for guidance. Happy balancing!

Frequently Asked Questions

What is a balancing chemical equations worksheet?

A balancing chemical equations worksheet is an educational resource that provides practice problems for students to learn how to balance chemical equations, ensuring that the number of atoms of each element is the same on both sides of the equation.

Why is it important to balance chemical equations?

Balancing chemical equations is crucial because it reflects the law of conservation of mass, which states that matter cannot be created or destroyed in a chemical reaction. Balancing ensures that the equation accurately represents the reactants and products involved.

What are some common strategies for balancing chemical equations?

Common strategies include starting with the most complex molecule, balancing elements one at a time, using coefficients to adjust the number of molecules, and checking to ensure that all elements are balanced at the end.

How can I find the answers to balancing chemical equations worksheet 3?

Answers to balancing chemical equations worksheet 3 can typically be found in the teacher's edition of the textbook, online educational resources, or by collaborating with classmates. Some websites may also offer answer keys.

What should I do if I get stuck on a balancing chemical equation problem?

If you get stuck, try breaking down the equation into smaller parts, double-checking the number of atoms for each element, or reviewing the balancing techniques learned in class. Seeking help from a teacher or tutor can also be

beneficial.

Are there any online tools to help balance chemical equations?

Yes, there are several online tools and calculators that can assist in balancing chemical equations by automating the process. Websites like ChemCollective and educational apps can also provide step-by-step guidance.

What are some common mistakes made when balancing chemical equations?

Common mistakes include forgetting to apply coefficients correctly, miscounting the number of atoms, and neglecting to balance polyatomic ions as a unit. It's important to carefully check each step to avoid these errors.

Find other PDF article:

<https://soc.up.edu/ph/28-font/files?docid=Qrj04-2113&title=history-of-walton-county.pdf>

Balancing Chemical Equations Worksheet 3 Answers

Deep learning linking mechanistic models to single-cell ... - bioRxiv

Jul 12, 2024 · In this study, we propose an interpretable and scalable inference framework, DeepTX, that leverages deep learning methods to connect mechanistic models and scRNA ...

Deep learning linking mechanistic models to single-cell ... - eLife

Dec 13, 2024 · In this study, we introduce DeepTX, a deep learning inference framework that integrates mechanistic models and deep learning methods to elucidate the genome-wide ...

GitHub - cellfateTX/DeepTX

Code and data for paper "Deep learning linking mechanistic models to single-cell transcriptomics data reveals transcriptional bursting in response to DNA damage". The Julia code used for ...

Deep learning linking mechanistic models to single-cell ...

Jul 10, 2024 · In this study, we introduce DeepTX, a deep learning inference framework that integrates mechanistic models and deep learning methods to elucidate the genome-wide ...

Hyun Kim gave a talk on "Deep learning linking mechanistic ...

Sep 23, 2024 · On September 13th, our postdoc Dr. Kim gave a talk on the paper "Deep learning linking mechanistic models to single-cell transcriptomics data reveals transcriptional bursting in ...

Hyun Kim, Deep learning linking mechanistic models to single-cell ...

Sep 13, 2024 · In this study, we propose an interpretable and scalable inference framework, DeepTX, that leverages deep learning methods to connect mechanistic models and scRNA ...

DeepTX/readMe.md at main · cellfateTX/DeepTX · GitHub

Dec 22, 2021 · Code and data for paper "Deep learning linking mechanistic models to single-cell transcriptomics data reveals transcriptional bursting in response to DNA damage".

Code and input data for analysis in Kim et al., 2024 - GitHub

Apr 8, 2024 · This repository contains the code and input data that was used for the analysis presented in the following publication:

Deep learning linking mechanistic models to single-cell ...

However, understanding how transcriptional bursting, and consequently, cell fate, responds to DNA damage on a genome-wide scale poses a challenge. In this study, we propose an ...

DeepTX-pre/readMe.md at main · cellfateTX/DeepTX-pre · GitHub

Code and data for paper "Deep learning linking mechanistic models to single-cell transcriptomics data reveals transcriptional bursting in response to DNA damage". The Julia code used for ...

Cambria Houston Downtown Convention Center | Official Site

Indulge in spacious suites with upscale amenities, enjoy a locally inspired meal at our restaurant, The Rig, and stay fit in ...

[Houston Hotel | Cambria Houston Downtown Conventio...](#)

Treat yourself to the upscale atmosphere and Art Deco architecture of the Cambria Hotel in downtown Houston, set inside ...

[Houston Hotel Rooms - Cambria Houston Downtown Conventio...](#)

Looking to book some Houston hotel rooms? Book your next stay with Cambria Houston Downtown Convention Center ...

Cambria Houston Downtown Convention Center Hotel

Looking for Houston hotel deals? View our deals and offers from the team at Cambria Houston Downtown ...

Cambria Houston Downtown Convention Center Gallery | Ca...

View the official photo gallery from the team at Cambria Houston Downtown Convention Center here!

Find the answers to Balancing Chemical Equations Worksheet 3 and enhance your chemistry skills. Discover how to master chemical equations today!

[Back to Home](#)