


Baby Sign Language Two Fists Together



Baby sign language two fists together is a powerful tool that can bridge the communication gap between parents and their infants. As babies develop, they often find themselves in situations where they want to express their needs, feelings, or desires but lack the verbal skills to do so. Baby sign language offers an alternative means of communication that is accessible, intuitive, and effective. One of the fundamental signs in this form of communication is the gesture of bringing both fists together, which symbolizes the concept of "more." This article will delve into the significance of this gesture, its benefits, and practical tips for parents looking to incorporate baby sign language into their daily interactions with their little ones.

Understanding Baby Sign Language

Baby sign language is a simplified version of American Sign Language (ASL) that is designed specifically for infants and toddlers. The primary goal is to allow babies to communicate their thoughts and needs before they can speak verbally.

Importance of Baby Sign Language

1. **Enhanced Communication:** Babies can express their wants and feelings, reducing frustration for both the child and the parent.
2. **Cognitive Development:** Learning signs can stimulate cognitive growth by engaging the baby's brain in new ways.
3. **Emotional Connection:** Sign language fosters a deeper bond as parents and caregivers respond to their baby's needs.
4. **Language Skills:** Early exposure to sign language can promote verbal language development later on.

The Gesture: Two Fists Together

The sign for "more" in baby sign language is performed by bringing both fists together. This simple yet effective gesture conveys the idea of wanting additional items, experiences, or activities.

How to Perform the Sign

1. Start with Both Fists: Close both hands into fists, ensuring your thumbs are tucked in.
2. Bring Them Together: Gently bring your two fists together in front of your body.
3. Repeat as Needed: For emphasis, you can repeat the motion or hold the sign longer to indicate urgency or excitement.

When to Use the "More" Sign

Incorporating the "more" sign into everyday situations can help reinforce its meaning. Here are some ideal scenarios:

Mealtime

- Food: When offering a snack or meal, if your baby shows interest or finishes their portion, encourage them to use the "more" sign to request additional food.
- Drinks: If your baby has finished their drink and seems thirsty, prompt them to sign "more" for another serving.

Playtime

- Toys: If your child is playing with a toy and wants to continue or request another toy, demonstrate the "more" sign to help them express their desire.
- Activities: During play, if your baby enjoys a specific game, encourage them to sign "more" when they want to continue playing.

Routine Activities

- Books: When reading to your baby, if they show interest in a particular book or page, prompt them to sign "more" to explore further.
- Music and Dance: If your baby enjoys singing or dancing, they can use the "more" sign to request additional songs or repetitions.

Benefits of Teaching Baby Sign Language

The practice of teaching babies sign language, including the gesture of two fists together, offers numerous benefits:

Reducing Frustration

One of the most immediate advantages of baby sign language is its ability to reduce frustration for both babies and parents. When babies can express their desires, it alleviates the anxiety associated with not being understood.

Encouraging Early Communication

Research has shown that babies who use sign language often develop verbal skills more quickly than those who do not. The early practice of expressing needs through signs can facilitate the transition to spoken language.

Fostering Independence

As babies learn to communicate their wants through signs, they begin to feel a sense of control over their environment. This independence can boost their confidence and self-esteem as they realize they can effectively convey their needs.

Strengthening the Parent-Child Bond

The process of learning and using baby sign language fosters a deeper emotional connection between parents and their children. The shared experience of communication—both verbal and non-verbal—can create a stronger bond.

Practical Tips for Parents

If you're considering incorporating the "more" sign and other signs into your daily routine, here are some practical tips to help you get started:

Start Early

- **Introduce Signs:** Begin introducing signs as early as six months. Babies can start to understand simple signs even before they can use them.
- **Consistency is Key:** Use the sign consistently in relevant situations to help your baby associate the gesture with the concept.

Be Patient

- **Give It Time:** Every baby learns at their own pace. Be patient and allow your child to absorb the information.
- **Encourage Attempts:** Celebrate any attempt your baby makes to use signs, even if they don't get it right at first.

Make It Fun

- **Incorporate Play:** Use signs during playtime. Make it playful and enjoyable to keep your baby engaged.
- **Use Visuals:** Incorporate visual aids such as books or videos that illustrate the signs you are teaching.

Model the Behavior

- Sign with Your Baby: Use the signs yourself while speaking to your baby. This dual approach reinforces their understanding and encourages them to imitate.
- Involve Family Members: Encourage other caregivers and family members to use signs consistently to create a supportive learning environment.

Common Signs to Teach Alongside "More"

Once your baby grasps the "more" sign, consider introducing additional signs to expand their vocabulary. Here are some essential signs that complement the "more" sign:

1. All Done: This sign indicates the end of an activity or meal, allowing your baby to express when they are finished.
2. Please: Teaching your baby to sign "please" fosters polite communication and encourages good manners from a young age.
3. Thank You: This sign helps your child learn gratitude and acknowledgment of kindness.
4. Help: The "help" sign allows your baby to request assistance, promoting problem-solving skills.
5. Drink: Teaching the sign for "drink" can help your baby communicate when they are thirsty.

Conclusion

Incorporating baby sign language two fists together into your daily interactions can significantly enhance communication with your infant. By teaching the "more" sign and other related gestures, you empower your child to express their needs, reduce frustration, and foster a deeper emotional connection between you and your little one. The benefits of baby sign language extend beyond immediate communication, supporting cognitive and emotional development that lays the foundation for future language skills. With patience, consistency, and enthusiasm, you can make the journey of learning baby sign language an enjoyable and rewarding experience for both you and your baby.

Frequently Asked Questions

What does the 'two fists together' sign mean in baby sign language?

The 'two fists together' sign typically represents 'more' in baby sign language, indicating that the baby wants more of something, like food or playtime.

At what age can I start teaching my baby the 'two fists together' sign?

You can start teaching your baby the 'two fists together' sign as early as 6 months old,

when they begin to develop motor skills and an understanding of communication.

How can I encourage my baby to use the 'two fists together' sign?

You can encourage your baby to use the 'two fists together' sign by modeling it consistently during meal times or play, and by responding positively when they attempt to use it.

Is baby sign language effective for communication?

Yes, baby sign language can be very effective for communication, as it allows babies to express their needs and desires before they can speak, reducing frustration for both the baby and caregivers.

What are some other common signs to teach alongside 'two fists together'?

Some common signs to teach alongside 'two fists together' include 'milk', 'all done', 'please', and 'thank you', as they cover basic needs and social interactions.

Will using baby sign language delay my baby's speech development?

No, using baby sign language does not delay speech development; in fact, it may enhance it by encouraging communication and language skills.

How long will it take for my baby to learn the 'two fists together' sign?

The time it takes for a baby to learn the 'two fists together' sign can vary, but many babies may start using it consistently within a few weeks of being taught.

Can the 'two fists together' sign be used in different contexts?

Yes, while 'two fists together' primarily means 'more', the context in which it is used can help clarify what the baby is asking for, such as wanting more food or playtime.

Are there any resources to help me learn baby sign language?

Yes, there are many resources available, including books, online courses, and videos that provide guidance on baby sign language and teach various signs, including 'two fists together'.

Find other PDF article:

<https://soc.up.edu.ph/29-scan/Book?trackid=kNt46-8676&title=how-much-does-a-nose-job-cost.pdf>

Baby Sign Language Two Fists Together

justin bieber- baby □□□□□□□_□□□□

justin bieber- baby Oh woooh, oh woouuuoh, oh woouuuoh You know you love me, I know
you care. You shout whenever and I'll be ther

□□□□□□□□ - □□

[illegible][illegible]

May 8, 2020 · Cause I got a crush on you who you

baby **babe** **babes** **babes** **babes** - **babes**

Baby (Babe (1) a baby girl baby boy new-born baby baby food baby clothes (2) ...

□□□□□□□□ | □□□□ - □□□□

 ,Baby Kingdom -

[illegible]

Oct 2, 2024 ·
 ...

□□□□□□□□ □□□□□ | □□□□ - □□□□

Baby Kingdom forum - [www.babykingdomforum.com](#) ,Baby Kingdom - [www.babykingdom.com](#)

[illegible]




























































...KOL...

...

👑 👑 👑👑👑- **Baby Kingdom hkdissucs!**

Baby kingdom Hkdiscuss forum - 香港 - 香港討論區

☐☐ i love you baby ☐☐☐☐ - ☐☐☐☐

Oh pretty baby, now that I've found you stay                        And let me love you baby, let me love you                                     Can't Take My ...

justin bieber- baby □□□□□□ □□□□

justin bieber- baby Oh woooh, oh woouooah, oh woouooah You know you love me, I know
you care. You shout whenever and I'll be ther

□□□□□□□□ - □□

0000'0000'0 0000000000000000 00000000 00000000 000000Q0000000 0Q cd0000 0000 0Q000000 0 00000 00000000
 0000 0000 look ...

May 8, 2020 · Cause I got a crush on you who you

