

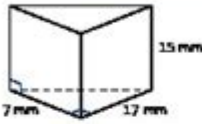



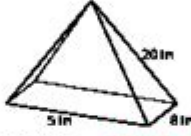
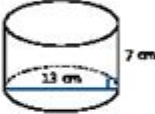


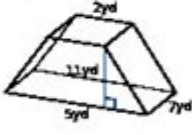
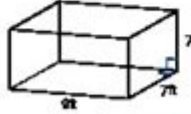
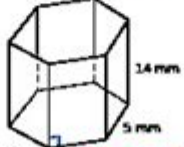
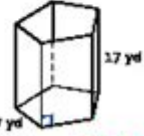
# Area Surface Area And Volume Worksheet

## Surface Area and Volume

Name: \_\_\_\_\_

Remarks: \_\_\_\_\_

Find the surface area and volume of each figure.  
Round answers to the nearest hundredth, if necessary.

 <p>Surface Area: <u>754.77 mm<sup>2</sup></u> Volume: <u>892.5 mm<sup>3</sup></u></p>	 <p>Surface Area: <u>189.22 yd<sup>2</sup></u> Volume: <u>108.81 yd<sup>3</sup></u></p>	 <p>Surface Area: <u>216 ft<sup>2</sup></u> Volume: <u>216 ft<sup>3</sup></u></p>
 <p>Surface Area: <u>288.88 cm<sup>2</sup></u> Volume: <u>283.89 cm<sup>3</sup></u></p>	 <p>Surface Area: <u>310.05 in<sup>2</sup></u> Volume: <u>138.88 in<sup>3</sup></u></p>	 <p>Surface Area: <u>551.35 cm<sup>2</sup></u> Volume: <u>928.13 cm<sup>3</sup></u></p>
 <p>Surface Area: <u>2550.87 mm<sup>2</sup></u> Volume: <u>9238.28 mm<sup>3</sup></u></p>	 <p>Surface Area: <u>2123.72 in<sup>2</sup></u> Volume: <u>9202.77 in<sup>3</sup></u></p>	 <p>Surface Area: <u>128 yd<sup>2</sup></u> Volume: <u>288.5 yd<sup>3</sup></u></p>
 <p>Surface Area: <u>350 ft<sup>2</sup></u> Volume: <u>441 ft<sup>3</sup></u></p>	 <p>Surface Area: <u>548.8 mm<sup>2</sup></u> Volume: <u>898.33 mm<sup>3</sup></u></p>	 <p>Surface Area: <u>783.81 yd<sup>2</sup></u> Volume: <u>1433.18 yd<sup>3</sup></u></p>

Math Worksheets for teachers, home schoolers, students and parents. © K12XL.com  
Geometry • Surface Area and Volume of Solid Figures



Area surface area and volume worksheet is an essential educational tool that allows students to practice and master the fundamental concepts of geometry. Understanding area, surface area, and volume is crucial not only for academic success in mathematics but also for real-life applications in various fields such as architecture, engineering, and environmental science. This article will delve into the significance of these concepts, how to create an effective worksheet, and provide examples of exercises that teachers and students can utilize.

## Understanding Area, Surface Area, and Volume

To effectively create an area surface area and volume worksheet, it is essential first to understand what these terms mean.

# Area

Area is the amount of space covered by a two-dimensional shape. It is measured in square units. The formulas for calculating the area of common shapes are:

1. Rectangle:  $\text{Area} = \text{length} \times \text{width}$
2. Square:  $\text{Area} = \text{side} \times \text{side}$
3. Triangle:  $\text{Area} = 1/2 \times \text{base} \times \text{height}$
4. Circle:  $\text{Area} = \pi \times \text{radius}^2$

Understanding how to calculate the area is foundational as it applies to various practical scenarios, such as determining the amount of paint needed for a wall or the amount of flooring required for a room.

# Surface Area

Surface area refers to the total area of the surface of a three-dimensional object. It is similarly measured in square units. The formulas for calculating the surface area of common solids include:

1. Cube:  $\text{Surface Area} = 6 \times (\text{side})^2$
2. Rectangular Prism:  $\text{Surface Area} = 2lw + 2lh + 2wh$  (where  $l$  = length,  $w$  = width,  $h$  = height)
3. Sphere:  $\text{Surface Area} = 4\pi \times \text{radius}^2$
4. Cylinder:  $\text{Surface Area} = 2\pi \times \text{radius} \times (\text{radius} + \text{height})$

Surface area is particularly important in real-world applications, such as in manufacturing and packaging, where understanding the amount of material needed to cover an object is crucial.

# Volume

Volume, on the other hand, measures the amount of space occupied by a three-dimensional object. It is measured in cubic units. Common formulas for calculating volume include:

1. Cube:  $\text{Volume} = \text{side}^3$
2. Rectangular Prism:  $\text{Volume} = \text{length} \times \text{width} \times \text{height}$
3. Sphere:  $\text{Volume} = (4/3)\pi \times \text{radius}^3$
4. Cylinder:  $\text{Volume} = \pi \times \text{radius}^2 \times \text{height}$

Volume calculations are vital in various fields, including construction, shipping, and science, where determining the capacity of containers or the amount of space an object occupies is necessary.

# Creating an Effective Worksheet

An effective area surface area and volume worksheet should be structured to engage students and reinforce their understanding of these concepts. Here are some key elements to include:

## 1. Clear Instructions

Begin with clear instructions on what the students are expected to do. For example, state whether they need to calculate area, surface area, volume, or a combination of these.

## 2. Varied Difficulty Levels

Include questions that vary in difficulty to cater to students of different skill levels. This may include:

- Basic calculations for beginners
- Multi-step problems for intermediate learners
- Real-world applications for advanced students

## 3. Visual Aids

Incorporate diagrams and figures to help students visualize the shapes and solids they are working with. This can enhance comprehension, especially for visual learners.

## 4. Example Problems

Provide a few example problems with step-by-step solutions to illustrate how to approach the calculations. This can serve as a reference for students when completing the worksheet.

## 5. Answer Key

Include an answer key at the end of the worksheet. This allows students to check their work and learn from any mistakes.

# Examples of Worksheet Problems

Here are some examples of problems that can be included in an area surface area and volume worksheet:

## Area Problems

1. Calculate the area of a rectangle with a length of 8 cm and a width of 5 cm.

- Solution: Area = length  $\times$  width = 8 cm  $\times$  5 cm = 40 cm<sup>2</sup>

2. Find the area of a triangle with a base of 10 m and a height of 6 m.

- Solution: Area =  $\frac{1}{2} \times$  base  $\times$  height =  $\frac{1}{2} \times$  10 m  $\times$  6 m = 30 m<sup>2</sup>

3. What is the area of a circle with a radius of 3 inches? (Use  $\pi \approx 3.14$ )

- Solution: Area =  $\pi \times$  radius<sup>2</sup> = 3.14  $\times$  (3 in)<sup>2</sup> = 28.26 in<sup>2</sup>

## Surface Area Problems

1. Calculate the surface area of a cube with a side length of 4 cm.

- Solution: Surface Area = 6  $\times$  (side)<sup>2</sup> = 6  $\times$  (4 cm)<sup>2</sup> = 96 cm<sup>2</sup>

2. Find the surface area of a rectangular prism with dimensions 3 m, 4 m, and 5 m.

- Solution: Surface Area = 2lw + 2lh + 2wh = 2(3 m  $\times$  4 m) + 2(3 m  $\times$  5 m) + 2(4 m  $\times$  5 m) = 94 m<sup>2</sup>

3. What is the surface area of a cylinder with a radius of 2 m and a height of 5 m? (Use  $\pi \approx 3.14$ )

- Solution: Surface Area =  $2\pi r(h + r)$  = 2  $\times$  3.14  $\times$  2 m  $\times$  (5 m + 2 m) = 87.92 m<sup>2</sup>

## Volume Problems

1. Calculate the volume of a cube with a side length of 3 cm.

- Solution: Volume = side<sup>3</sup> = (3 cm)<sup>3</sup> = 27 cm<sup>3</sup>

2. Find the volume of a rectangular prism with dimensions 2 m, 3 m, and 6 m.

- Solution: Volume = length  $\times$  width  $\times$  height = 2 m  $\times$  3 m  $\times$  6 m = 36 m<sup>3</sup>

3. What is the volume of a sphere with a radius of 4 inches? (Use  $\pi \approx 3.14$ )

- Solution: Volume =  $(\frac{4}{3})\pi \times$  radius<sup>3</sup> =  $(\frac{4}{3}) \times$  3.14  $\times$  (4 in)<sup>3</sup>  $\approx$  268.08 in<sup>3</sup>

# Practical Applications of Area, Surface Area, and Volume

Understanding these geometric concepts is not just an academic exercise; they have numerous applications in everyday life.

## Architecture and Construction

In architecture and construction, area calculations are essential for determining the size and layout of spaces. Surface area is crucial when estimating the amount of materials required for roofing, siding, and flooring. Volume calculations help in determining the capacity of rooms or structures, ensuring they meet safety standards and functional requirements.

## Packaging and Shipping

Businesses involved in packaging and shipping need to calculate the surface area of boxes and containers to determine the amount of material required for packaging. Volume calculations are essential for maximizing shipping efficiency, ensuring that products fit in containers without excessive empty space.

## Environmental Science

In environmental science, calculating the area of land for conservation efforts or the volume of water bodies for ecological studies is vital. Understanding these measurements helps in making informed decisions regarding resource management and environmental protection.

## Education and Learning

In educational settings, mastering area, surface area, and volume concepts is pivotal for students as they progress to more advanced mathematical concepts. Worksheets serve as an engaging tool for reinforcing learning and assessing understanding.

## Conclusion

An area surface area and volume worksheet is a practical resource that enhances students' grasp of crucial geometric concepts. By incorporating a variety of problems, clear instructions, and visual aids, educators can

create an effective learning tool that engages students and reinforces their mathematical skills.

Understanding area, surface area, and volume is not only essential for academic success but also for practical applications in various fields, underscoring the need for effective learning resources in mathematics education.

## Frequently Asked Questions

### **What types of shapes are typically included in an area, surface area, and volume worksheet?**

Typically, worksheets include geometric shapes such as squares, rectangles, circles, triangles, prisms, cylinders, cones, and spheres.

### **How can area, surface area, and volume be applied in real-life scenarios?**

These concepts are used in various real-life situations such as calculating the amount of paint needed for a wall (surface area) or determining the capacity of a container (volume).

### **What formulas are commonly used for calculating the surface area and volume of a cylinder?**

The surface area of a cylinder is calculated using the formula  $SA = 2\pi r(h + r)$ , and the volume is calculated using the formula  $V = \pi r^2 h$ , where  $r$  is the radius and  $h$  is the height.

### **Are there any online resources to find area, surface area, and volume worksheets?**

Yes, many educational websites offer free downloadable worksheets, interactive quizzes, and practice problems focusing on area, surface area, and volume.

### **What skills can students develop by working on area, surface area, and volume worksheets?**

Students can enhance their problem-solving skills, spatial reasoning, and understanding of geometric concepts, as well as improve their ability to apply mathematical formulas.

Find other PDF article:

<https://soc.up.edu.ph/53-scan/Book?docid=Dcn30-9559&title=short-sentences-for-handwriting-practice.pdf>

# Area Surface Area And Volume Worksheet

“area”“region”“zone”“district”[Area Surface Area And Volume Worksheet](#)

area[Area Surface Area And Volume Worksheet](#) 60 years ago, half French people were still living in the rural area. region[Area Surface Area And Volume Worksheet](#) ...

[Area Surface Area And Volume Worksheet](#)

[Area Surface Area And Volume Worksheet](#) 86[Area Surface Area And Volume Worksheet](#) 1[Area Surface Area And Volume Worksheet](#) ...

[Area Surface Area And Volume Worksheet](#)

Apr 27, 2024 · [Area Surface Area And Volume Worksheet](#) 00[Area Surface Area And Volume Worksheet](#) ...

[Area Surface Area And Volume Worksheet](#)

[Area Surface Area And Volume Worksheet](#) 025[Area Surface Area And Volume Worksheet](#) 0510[Area Surface Area And Volume Worksheet](#) 0511[Area Surface Area And Volume Worksheet](#) 0512[Area Surface Area And Volume Worksheet](#) 0513[Area Surface Area And Volume Worksheet](#) 0514[Area Surface Area And Volume Worksheet](#) ...

[Area Surface Area And Volume Worksheet](#)

[Area Surface Area And Volume Worksheet](#) 0571 [Area Surface Area And Volume Worksheet](#) 0574 [Area Surface Area And Volume Worksheet](#) 0577 [Area Surface Area And Volume Worksheet](#) 0575 [Area Surface Area And Volume Worksheet](#) 0572 [Area Surface Area And Volume Worksheet](#) 0573 [Area Surface Area And Volume Worksheet](#) 0579 [Area Surface Area And Volume Worksheet](#) 0570 [Area Surface Area And Volume Worksheet](#) 0576 [Area Surface Area And Volume Worksheet](#) 0578 [Area Surface Area And Volume Worksheet](#) 0580 ...

[Area Surface Area And Volume Worksheet](#) - [Area Surface Area And Volume Worksheet](#)

[Area Surface Area And Volume Worksheet](#) 020 066+ 075+ 076+ [Area Surface Area And Volume Worksheet](#) “”[Area Surface Area And Volume Worksheet](#) ...

wland[Area Surface Area And Volume Worksheet](#) - [Area Surface Area And Volume Worksheet](#)

Sep 6, 2024 · wland[Area Surface Area And Volume Worksheet](#) Wland[Area Surface Area And Volume Worksheet](#) 1. \*\*[Area Surface Area And Volume Worksheet](#) \*\*[Area Surface Area And Volume Worksheet](#) ...

[Area Surface Area And Volume Worksheet](#) “ +86”[Area Surface Area And Volume Worksheet](#) “ +086”[Area Surface Area And Volume Worksheet](#) “ +0086”[Area Surface Area And Volume Worksheet](#)

[Area Surface Area And Volume Worksheet](#) +0086 [Area Surface Area And Volume Worksheet](#) 3[Area Surface Area And Volume Worksheet](#) 86[Area Surface Area And Volume Worksheet](#) 28 [Area Surface Area And Volume Worksheet](#) ...

[Area Surface Area And Volume Worksheet](#) - [Area Surface Area And Volume Worksheet](#)

[Area Surface Area And Volume Worksheet](#) 1 0551—[Area Surface Area And Volume Worksheet](#) 2 0552—[Area Surface Area And Volume Worksheet](#) 3 0553—[Area Surface Area And Volume Worksheet](#) 4 0554—[Area Surface Area And Volume Worksheet](#) 5 0555—[Area Surface Area And Volume Worksheet](#) 6 0556—[Area Surface Area And Volume Worksheet](#) 7 0557—[Area Surface Area And Volume Worksheet](#) 8 0558—[Area Surface Area And Volume Worksheet](#) ...

manwa[Area Surface Area And Volume Worksheet](#) - [Area Surface Area And Volume Worksheet](#)

Feb 4, 2025 · [Area Surface Area And Volume Worksheet](#) manwa[Area Surface Area And Volume Worksheet](#) <https://manwa.site> [Area Surface Area And Volume Worksheet](#) <https://manwa.life> [Area Surface Area And Volume Worksheet](#) <https://manwa.biz> [Area Surface Area And Volume Worksheet](#) ...

“area”“region”“zone”“district”[Area Surface Area And Volume Worksheet](#)

area[Area Surface Area And Volume Worksheet](#) 60 years ago, half French people were still living in the rural area. region[Area Surface Area And Volume Worksheet](#) ...

[Area Surface Area And Volume Worksheet](#)

[Area Surface Area And Volume Worksheet](#) 86[Area Surface Area And Volume Worksheet](#) 1[Area Surface Area And Volume Worksheet](#) ...

[illegible]

025 0510 0511 0512 0513  
0514 0515 ...

0571 0574 0577 0575 0572 0573 0579 0570  
0576 0578 0580 ...

020066+075+076+ “”  
 ...

Sep 6, 2024 · wlandWland1. \*\*\*\* ...

+0086 3...86  
28 ...

□□□□□□□□□□□□□□ 1□0551—□□□ 2□0552—□□□ 3□0553—□□□ 4□0554—□□□ 5□0555—□□□□ 6□0556—□□□  
7□0557—□□□ 8□0558—□□□□□□ 9 ...

Feb 4, 2025 · [manwa](https://manwa.site) [manwa.life](https://manwa.life) [manwa.biz](https://manwa.biz) [manwa.asia](https://manwa.asia) ...

[Back to Home](#)