

# Area Of Irregular Polygons Worksheet

Name : \_\_\_\_\_

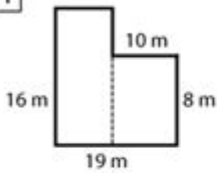
Score : \_\_\_\_\_ Date : \_\_\_\_\_



## Irregular Polygons Worksheet

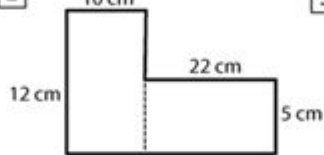
Calculate the total area of each irregular shapes

1



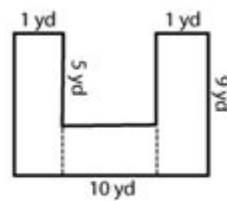
Area = \_\_\_\_\_

2



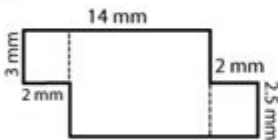
Area = \_\_\_\_\_

3



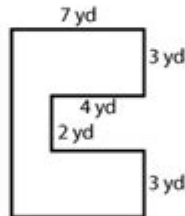
Area = \_\_\_\_\_

4



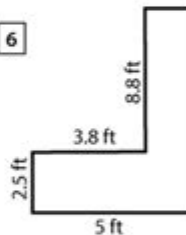
Area = \_\_\_\_\_

5



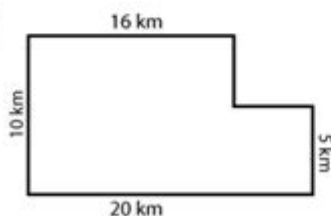
Area = \_\_\_\_\_

6



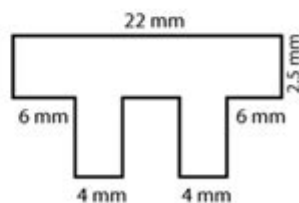
Area = \_\_\_\_\_

7



Area = \_\_\_\_\_

8



Area = \_\_\_\_\_

**Area of irregular polygons worksheet** is a valuable resource for students and educators alike, as it provides a structured approach to understanding and calculating the area of various irregular polygon shapes. Understanding the area of these polygons is essential in geometry, as it lays the groundwork for more advanced mathematical concepts and real-world applications. This article will delve into the significance of irregular polygons, the methods for calculating their area, and how worksheets can enhance the learning process.

# Understanding Irregular Polygons

Irregular polygons are defined as polygons that do not have equal sides and angles. Unlike regular polygons, which have uniformity in their shape and size, irregular polygons exhibit a variety of angles and side lengths. Common examples of irregular polygons include:

- Trapezoids
- Parallelograms
- Quadrilaterals
- Complex shapes formed by combining multiple polygons

Irregular polygons can be challenging to work with due to their varying dimensions, but they also offer a rich field of exploration in geometry. Understanding how to calculate their area is crucial for many applications in fields such as architecture, engineering, and land surveying.

## Calculating the Area of Irregular Polygons

Calculating the area of irregular polygons can be approached in various ways depending on the shape's complexity. Here are some common methods used to find the area of an irregular polygon:

### 1. Decomposition Method

One of the most effective ways to calculate the area of an irregular polygon is by decomposing it into simpler shapes, such as triangles and rectangles. This method involves:

1. Identifying the irregular polygon.
2. Dividing the shape into smaller, manageable shapes (triangles, rectangles).
3. Calculating the area of each smaller shape using standard area formulas.
4. Summing the areas of the smaller shapes to obtain the total area of the irregular polygon.

For example, if you have an irregular pentagon, you can divide it into three triangles and a rectangle, calculate the area of each, and then add them up for the final area.

## 2. Using the Shoelace Theorem

The Shoelace Theorem is a formula used for finding the area of a simple polygon when the coordinates of its vertices are known. This method is particularly useful for irregular polygons defined by their vertex coordinates in a Cartesian plane. The theorem states that:

- If the vertices of the polygon are  $(x_1, y_1)$ ,  $(x_2, y_2)$ , ...,  $(x_n, y_n)$ , then the area (A) can be calculated using the formula:

$$A = \frac{1}{2} \left| \sum_{i=1}^n (x_i \cdot y_{i+1} - y_i \cdot x_{i+1}) \right|$$

where  $(x_{n+1}, y_{n+1})$  is  $(x_1, y_1)$ .

This method is efficient for polygons with known vertex coordinates, and it provides a direct calculation for the area without the need for decomposition.

## 3. Grid Method

Another approach for calculating the area of irregular polygons is the grid method. This method involves:

1. Drawing the irregular polygon on a grid of known unit squares.
2. Counting the number of full squares that are completely inside the polygon.
3. Estimating the area of partial squares that are only partially filled by the polygon.

This method is particularly useful for visual learners and can provide a good approximation of the area for irregular shapes.

# **Importance of Area of Irregular Polygons Worksheets**

Worksheets focused on the area of irregular polygons are instrumental in the educational process for several reasons:

## **1. Reinforcement of Concepts**

Worksheets provide an opportunity for students to practice and reinforce their understanding of how to calculate the area of irregular polygons. The repetitive practice helps solidify the concepts learned in class, allowing students to become more confident in their skills.

## **2. Varied Problem Types**

A well-structured worksheet can include a variety of problem types, enabling students to engage with different methods of calculating area. This diversity can cater to various learning styles and help students find the method that works best for them.

## **3. Application of Knowledge**

Worksheets often include real-world problems that require the application of area calculations. By working through these problems, students can see the relevance of their studies and how geometry applies to everyday situations.

## **4. Assessment Tool**

Educators can use worksheets to assess students' understanding of the topic. By reviewing completed worksheets, teachers can identify areas where students excel or struggle, allowing for targeted instruction.

## **Creating an Effective Area of Irregular Polygons Worksheet**

When creating an effective worksheet, several elements should be considered to ensure that it meets educational goals:

## 1. Clear Instructions

Each problem should come with clear instructions that guide the students on how to approach the calculations. Ambiguity can lead to confusion and frustration.

## 2. Variety of Problems

Incorporate a mix of problems that include different shapes, sizes, and methods of calculation. This variety keeps students engaged and challenged.

## 3. Visual Aids

Including diagrams and visual representations can help students better understand the shapes they are working with. Visual aids can also assist in the decomposition method.

## 4. Space for Work

Ensure that there is adequate space for students to show their work. This not only helps them organize their calculations but also allows teachers to evaluate their thought processes.

## 5. Answer Key

Providing an answer key allows students to check their work and understand where they may have made mistakes. This feedback is crucial for learning and improvement.

## Conclusion

In conclusion, the **area of irregular polygons worksheet** serves as a multifaceted educational tool that enhances students' understanding of geometry. Through the various methods of calculating area, such as the decomposition method, the Shoelace Theorem, and the grid method, students can develop a deep comprehension of irregular shapes. By utilizing well-structured worksheets, educators can reinforce learning, assess student understanding, and foster a greater appreciation for the applications of geometry in the real world. As students gain confidence in their ability to calculate areas, they unlock new avenues for exploration in mathematics and

its practical applications.

## **Frequently Asked Questions**

### **What is the purpose of an area of irregular polygons worksheet?**

The purpose of an area of irregular polygons worksheet is to help students practice calculating the area of shapes that do not have a standard formula, enhancing their geometry skills.

### **What formulas are typically used to find the area of irregular polygons?**

Common methods include dividing the polygon into regular shapes, using the shoelace formula, or applying coordinate geometry for polygons defined by vertices.

### **Are there any specific tools required to complete an area of irregular polygons worksheet?**

Yes, students often need a ruler, protractor, graph paper, or software tools for drawing and measuring angles accurately.

### **How can technology assist in solving area of irregular polygons problems?**

Technology can assist through geometry software or apps that allow for dynamic calculations and visualizations of irregular shapes, making it easier to understand the area concept.

### **What grade level is suitable for using an area of irregular polygons worksheet?**

Typically, these worksheets are suitable for middle school to high school students, particularly those studying geometry.

### **Can area of irregular polygons worksheets be adapted for different learning styles?**

Yes, they can be adapted by incorporating visual aids, hands-on activities with physical shapes, and collaborative group activities to cater to various learning preferences.

# What common mistakes do students make when calculating areas of irregular polygons?

Common mistakes include miscalculating dimensions, failing to divide the shape correctly, or using incorrect formulas for area.

## How can teachers assess understanding from an area of irregular polygons worksheet?

Teachers can assess understanding through quizzes, class discussions, and by reviewing students' worksheets to identify errors and address misconceptions.

Find other PDF article:

<https://soc.up.edu.ph/22-check/pdf?docid=CRW77-9814&title=float-chesapeake-and-massage-therapy.pdf>

## Area Of Irregular Polygons Worksheet

“area” “region” “zone” “district”

area 60 years ago, half French people were still living in the rural area. region ...

86 1 ...

Apr 27, 2024 · 00 ...

025 0510 0511 0512 0513 0514 ...

0571 0574 0577 0575 0572 0573 0579 0570 0576 0578 0580 ...

020 066+ 075+ 076+ “” ...

**wland** -

Sep 6, 2024 · wland 1. \*\* ...

manwa - 0086 3 86 28 ...

manwa - Feb 4, 2025 · manwa https://manwa.site https://manwa.life https://manwa.biz ...

manwa - Feb 4, 2025 · manwa https://manwa.site https://manwa.life https://manwa.biz ...

area region zone district 60 years ago, half French people were still living in the rural area. region the Arctic regions

0 10 ...

Apr 27, 2024 · 00 +86 [ ] [00]

025 0510 0511 0512 0513 0514 0515 0516 0517

0571 0574 0577 0575 0572 0573 0579 0570 0576 0578 0580 20 90 ...

020 066 075 076 21 65 20 34 3 ...

wland - Sep 6, 2024 · wland Wland 1. \*\* ...

manwa - 0086 3 86 28 ...

manwa - 1 0551 2 0552 3 0553 4 0554 5 0555 6 0556 7 0557 8 0558 9 0559 10 0550 11 0561 12 0562 13 0563 14 0564 15 0566 ...

manwa - Feb 4, 2025 · manwa https://manwa.site https://manwa.life https://manwa.biz https://manwa.asia https://manwa.fun



