

Area Of Composite Figures Worksheets

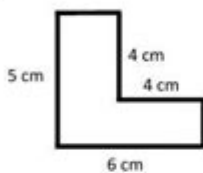
Name _____

Date _____

Year Group _____

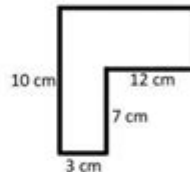
Find the area of the composite figures below
(Not to Scale)

1.



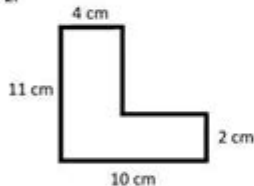
Answer: _____ cm^2

4.



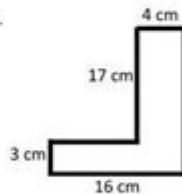
Answer: _____ cm^2

2.



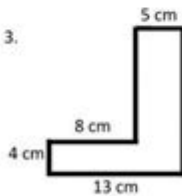
Answer: _____ cm^2

5.



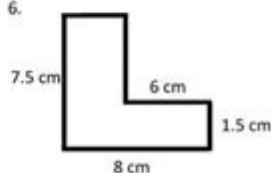
Answer: _____ cm^2

3.



Answer: _____ cm^2

6.



Answer: _____ cm^2

 LIVEWORKSHEETS

Area of composite figures worksheets serve as an essential tool in the study of geometry, particularly when it comes to calculating the area of complex shapes made up of simpler figures. As students progress through their mathematical education, the ability to decompose and analyze composite figures becomes crucial. This article will delve into the significance of these worksheets, the types of composite figures, strategies for teaching, and tips for effective learning.

Understanding Composite Figures

Composite figures are shapes that can be divided into two or more simple geometric figures. These simpler shapes typically include:

- Rectangles
- Triangles
- Circles
- Trapezoids
- Parallelograms

By understanding the properties and area formulas of these basic figures, students can effectively calculate the area of more complex shapes.

Examples of Composite Figures

To better illustrate composite figures, consider the following examples:

1. A Rectangle with a Triangle on Top: This figure consists of a rectangle as the base and a triangle on top. To find the area, one would calculate the area of the rectangle and the triangle separately, then sum the two areas.
2. A Circle with a Rectangle: Imagine a circle with a rectangle intersecting it. The area of the entire figure can be determined by calculating the area of the circle and the rectangle, then adjusting for any overlap if necessary.
3. A Complex Shape: A figure that combines multiple shapes, such as a semicircle attached to a rectangle, represents a more complex composite figure. The calculations for such figures can be more involved and may require breaking down the figure into even simpler components.

Importance of Area of Composite Figures Worksheets

Worksheets focused on the area of composite figures are beneficial for several reasons:

1. Conceptual Understanding: They help students grasp the concept of area and how it applies to different shapes.
2. Problem-Solving Skills: Students learn to dissect complex shapes into manageable parts, fostering critical thinking and problem-solving skills.
3. Preparation for Advanced Topics: Mastering the area of composite figures lays the groundwork for more advanced mathematical topics, such as calculus and real-world applications in fields like architecture and engineering.

4. Engagement with Visual Learning: Many worksheets utilize visual aids, making the learning process more engaging and helping students visualize the problem.

Components of Effective Worksheets

When designing or choosing area of composite figures worksheets, consider the following components to ensure they are effective:

- Clear Instructions: Each worksheet should include straightforward instructions for students to follow.
- Variety of Problems: Incorporate a mix of problem types, from basic to complex, to cater to different skill levels.
- Visual Aids: Use diagrams and illustrations to help students visualize the composite figures they are working with.
- Real-World Applications: Including problems that relate to real-life scenarios can enhance student engagement and understanding.
- Answer Key: Providing an answer key allows students to check their work and learn from their mistakes.

Strategies for Teaching Area of Composite Figures

Teaching the area of composite figures can be approached in various ways to maximize student understanding:

1. Start with the Basics

Before introducing composite figures, ensure students have a solid understanding of the area formulas for basic shapes. This foundational knowledge is crucial for successfully tackling more complex problems.

2. Use Visual Diagrams

Visual aids can significantly enhance comprehension. Encourage students to sketch the composite figure and label the components, which helps them visualize how to break it down into simpler shapes.

3. Step-by-Step Problem Solving

Guide students through the process of calculating the area in a structured manner:

1. Identify the composite figure and the simple shapes it contains.
2. Calculate the area of each simple shape individually.
3. Sum the areas to find the total area of the composite figure.

4. Group Work and Collaboration

Encourage students to work in pairs or small groups to solve composite figure problems. Collaborative learning can lead to deeper understanding as students explain their thought processes to one another.

5. Incorporate Technology

Utilizing educational software and online resources can provide interactive experiences for students. There are numerous applications and websites that offer practice problems and visual simulations of composite figures.

Tips for Students Learning About Composite Figures

As students engage with area of composite figures worksheets, here are some tips to enhance their learning experience:

1. Practice Regularly

Consistent practice is essential for mastering the area of composite figures. Regularly completing worksheets will reinforce concepts and improve problem-solving speed.

2. Take Notes

Encourage students to take detailed notes on the area formulas and the steps involved in solving composite figure problems. This reference material can be invaluable during study

sessions.

3. Ask Questions

Students should feel comfortable asking questions if they are unsure about a concept. Clarifying doubts promptly will prevent misunderstandings from compounding.

4. Use Resources Wisely

There are numerous online resources, including videos and tutorials, that can provide additional explanations and examples. Students should leverage these tools to supplement their learning.

5. Relate to Real-Life Situations

Encourage students to think of real-life applications of composite figures, such as calculating the area of a garden that combines different shapes. This connection can make learning more meaningful.

Conclusion

In summary, area of composite figures worksheets are a vital educational resource that fosters understanding and skill in geometry. By breaking down complex shapes into simpler components, students not only learn to calculate the area but also develop critical thinking and problem-solving skills. With a solid foundation in the area of composite figures, students are well-prepared for more advanced mathematical concepts and real-world applications. Whether through classroom instruction or independent practice, these worksheets play a crucial role in the mathematical journey of students.

Frequently Asked Questions

What are composite figures in geometry?

Composite figures are shapes that are made up of two or more simple geometric shapes, such as rectangles, triangles, and circles.

How do you calculate the area of a composite figure?

To calculate the area of a composite figure, you can divide it into simpler shapes, find the area of each shape, and then sum those areas.

What types of problems are typically found in area of composite figures worksheets?

Worksheets often include problems that require students to decompose figures, use formulas for basic shapes, and apply addition or subtraction to find total areas.

Are there any common formulas used for area in composite figures worksheets?

Yes, common formulas include $\text{area} = \text{length} \times \text{width}$ for rectangles, $\text{area} = \frac{1}{2} \times \text{base} \times \text{height}$ for triangles, and $\text{area} = \pi \times \text{radius}^2$ for circles.

What grade levels typically work with area of composite figures worksheets?

Area of composite figures worksheets are usually designed for upper elementary grades, typically around 4th to 6th grade, but can also be used in middle school.

Can area of composite figures worksheets be used for test preparation?

Absolutely! These worksheets can help students practice and reinforce their understanding of area calculations, which is often a key concept in standardized tests.

What strategies can help students solve composite figure area problems?

Students can benefit from drawing diagrams, labeling dimensions, breaking the figure into simpler shapes, and carefully applying the correct area formulas.

Are there online resources available for area of composite figures worksheets?

Yes, many educational websites offer printable worksheets, interactive quizzes, and video tutorials focused on the area of composite figures.

How can teachers assess student understanding of composite figure areas?

Teachers can assess understanding through quizzes, class discussions, and by having students explain their reasoning and problem-solving processes in solving composite figure problems.

Find other PDF article:

<https://soc.up.edu.ph/64-frame/files?trackid=cJN31-6647&title=uworld-for-shelf-exams.pdf>

Area Of Composite Figures Worksheets

“area” “region” “zone” “district” □□□□□□ □□□□

area 60 years ago, half French people were still living in the rural area. region ...

[illegible][illegible]

□□□□□□□□□□□□□□ □□□□

[illegible]

1	2	3	4	5	6	7	8	9	10	11	12	13	14	15	16	17	18	19	20
---	---	---	---	---	---	---	---	---	----	----	----	----	----	----	----	----	----	----	----

```
0250510051105120513
0514 ...
```

□□□□□□□□□□□□□□□□□□

0571 0574 0577 0575 0572 0573 0579 0570
0576 0578 ...

“area” “region” “zone” “district” □□□□□□ □□□□

area 60 years ago, half French people were still living in the rural area. region ...

[illegible]

□□□□□□ □□□□ □□□ □□□□□□□□□□ □□□□86□□□□□□□□□□□□□□□□□□ □□□□ 1□□□□□□□□□□
□ ...

□□□□□□□□□□□□□□□□

[illegible]

□ □ □ □ □ □ □ □ □ □ □ □ □ □ □ □ □ □ □ □

```

0250510051105120513
0514 ...

```

□□□□□□□□□□□□□□□□□□□□

0571 0574 0577 0575 0572 0573 0579 0570
0576 0578 0580 ...

□□□□□□□□ - □□□□

020066+075+076+ " " ...

wland -

Sep 6, 2024 · wland Wland 1. ** ...

+0086 3...86
28 ...

□□□□□□□□□□□□□□ 1□0551—□□□ 2□0552—□□□ 3□0553—□□□ 4□0554—□□□ 5□0555—□□□□ 6□0556—□□□
7□0557—□□□ 8□0558—□□□□ ...

Feb 4, 2025 · manwa.com 日本語の漫画家情報、作品紹介、レビューなどを提供するウェブサイト。 https://manwa.site
https://manwa.life | https://manwa.biz | ...

[Back to Home](#)