

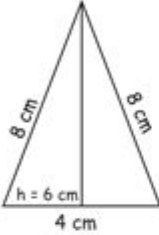
Area Of A Triangle Worksheet 5th Grade

Grade 5
Maths

Area of Triangles

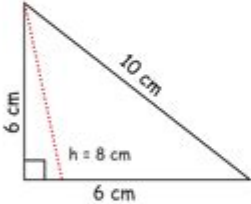
Find the area of these triangles.

a.



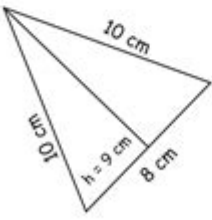
Area: $\frac{1}{2} \times 4 \times 6 = 12 \text{ sq cm.}$

b.



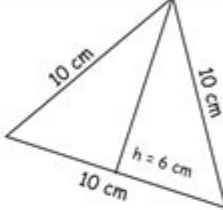
Area:

c.



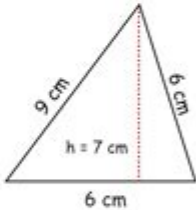
Area:

d.



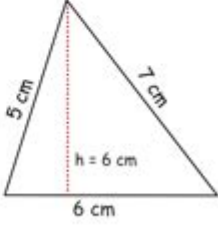
Area:

e.



Area:

f.



Area:

Formula:-

$$\text{area} = \frac{1}{2} \times \text{base} \times \text{height}$$

© Copyright 2017 BeeOne Media Pvt. Ltd. All Rights Reserved.



Area of a Triangle Worksheet 5th Grade

When it comes to teaching mathematics to 5th graders, one of the essential concepts they need to grasp is how to calculate the area of a triangle. This fundamental skill not only enhances their understanding of geometry but also prepares them for more advanced mathematical concepts. In this article, we will explore the area of a triangle, provide engaging worksheets, and offer tips for teaching this topic effectively.

Understanding the Basics of Triangle Area

Before diving into the worksheets, it's important to establish a solid understanding of what a triangle is and how to calculate its area. A triangle is a polygon with three edges and three vertices. The area of a triangle can be calculated using the formula:

Formula for Area of a Triangle

The most commonly used formula for finding the area of a triangle is:

$$\text{Area} = \frac{1}{2} \times \text{base} \times \text{height}$$

Where:

- Base refers to the length of one side of the triangle.
- Height refers to the perpendicular distance from the base to the opposite vertex.

Understanding this formula is crucial for 5th graders, as it lays the groundwork for more complex geometric problems they will encounter later in their education.

Types of Triangles

To make learning more engaging, students should also be aware of the different types of triangles. This knowledge not only enhances their geometric vocabulary but also aids in understanding the area calculations for various triangles.

Types of Triangles by Sides

1. Equilateral Triangle: All three sides are of equal length, and all three angles measure 60 degrees.
2. Isosceles Triangle: Two sides are of equal length, and the angles opposite these sides are equal.
3. Scalene Triangle: All sides and angles are different.

Types of Triangles by Angles

1. Acute Triangle: All angles are less than 90 degrees.
2. Right Triangle: One angle is exactly 90 degrees.
3. Obtuse Triangle: One angle is greater than 90 degrees.

Understanding the different types of triangles can help students visualize the shapes they are working with and the application of the area formula.

Creating an Area of a Triangle Worksheet

A well-structured worksheet is an excellent tool for reinforcing the concept of triangle area. Here's how to create one that is both educational and engaging for 5th graders.

Worksheet Content

1. Introduction Section: Briefly explain what a triangle is and introduce the area formula.
2. Example Problems: Provide a few solved examples to demonstrate the application of the formula.
3. Practice Problems: Include a variety of triangle area problems for students to solve.

Sample Practice Problems

1. Calculate the area of a triangle with a base of 6 cm and a height of 4 cm.
2. A triangle has a base of 10 inches and a height of 5 inches. What is its area?
3. Find the area of an equilateral triangle with sides measuring 8 cm. (Use the formula: $\text{Area} = \frac{\sqrt{3}}{4} \times \text{side}^2$)
4. A right triangle has one leg measuring 3 m and the other leg measuring 4 m. Calculate its area.
5. An isosceles triangle has a base of 12 cm and a height of 9 cm. What is its area?

Answer Key for Practice Problems

Providing an answer key is important for students to check their work.

1. $\text{Area} = \frac{1}{2} \times 6 \times 4 = 12 \text{ cm}^2$
2. $\text{Area} = \frac{1}{2} \times 10 \times 5 = 25 \text{ in}^2$
3. $\text{Area} = \frac{\sqrt{3}}{4} \times 8^2 = 27.71 \text{ cm}^2$
4. $\text{Area} = \frac{1}{2} \times 3 \times 4 = 6 \text{ m}^2$
5. $\text{Area} = \frac{1}{2} \times 12 \times 9 = 54 \text{ cm}^2$

Teaching Strategies for Area of a Triangle

Effective teaching strategies can make a significant difference in how well students understand the area of a triangle. Here are some tips for educators:

1. Use Visual Aids

- Diagrams: Use clear, labeled diagrams of triangles to illustrate the concept of base and height.
- Interactive Tools: Utilize geometry software or online tools that allow students to manipulate triangle dimensions and see the effect on the area.

2. Incorporate Hands-On Activities

- Cut-Out Triangles: Provide students with paper triangles of different sizes. Ask them to measure the base and height, then calculate the area.
- Real-World Applications: Show how the area of a triangle is used in real life, such as in architecture, design, and land surveying.

3. Encourage Group Work

- Have students work in pairs or small groups to solve area problems. This fosters collaboration and allows them to learn from each other.

4. Use Technology

- Introduce apps or online games that focus on geometry and area calculations to make learning more enjoyable.

Conclusion

The area of a triangle is a fundamental concept in geometry that 5th graders must master. Through engaging worksheets, interactive learning, and various teaching strategies, educators can help students develop a solid understanding of this topic. By emphasizing both the formula and the different types of triangles, students will not only be able to calculate the area but also appreciate the mathematical beauty of triangles in the world around them. As they progress in their mathematical journey, the skills they acquire now will serve as a strong foundation for more advanced concepts in geometry and beyond.

Frequently Asked Questions

What is the formula to find the area of a triangle?

The formula to find the area of a triangle is $A = \frac{1}{2} \text{ base height}$.

If a triangle has a base of 6 cm and a height of 4 cm, what is its area?

The area would be $A = \frac{1}{2} 6 4 = 12 \text{ cm}^2$.

Can you explain what 'base' and 'height' mean in a triangle?

'Base' is any side of the triangle taken as the bottom side, and 'height' is the perpendicular distance from the base to the opposite vertex.

What types of triangles can you find the area for?

You can find the area for all types of triangles: scalene, isosceles, and equilateral.

How can you find the height of a triangle if you know the area and base?

You can rearrange the area formula to find height: $\text{height} = (2 \text{ area}) / \text{base}$.

What is the area of a triangle with a base of 10 inches and a height of 5 inches?

The area is $A = 1/2 \cdot 10 \cdot 5 = 25 \text{ in}^2$.

Why is it important to use the correct units when calculating area?

Using the correct units ensures that your answer is accurate and can be properly compared with other measurements.

What is a real-world example of where you might need to calculate the area of a triangle?

You might need to calculate the area of a triangular garden or a triangular piece of land.

Is it possible for a triangle to have a base of zero and still have an area?

No, if the base is zero, the area will also be zero, as there is no triangle.

How can a worksheet help 5th graders understand the area of triangles better?

A worksheet can provide practice problems, visual aids, and step-by-step examples, reinforcing the concept and improving problem-solving skills.

Find other PDF article:

<https://soc.up.edu.ph/68-fact/pdf?ID=HsU38-3234&title=yamaha-chappy-lv-80-manual.pdf>

Area Of A Triangle Worksheet 5th Grade

“area” “region” “zone” “district”

area 60 years ago, half French people were still living in the rural area. region ...

0571 0574 0577 0575 0572 0573 0579 0570
0576 0578 0580 ...

020+066+075+076+ “”
 ...

+0086 3...86
28 ...

□□□□□□□□□□□□□□ 1□0551—□□□ 2□0552—□□□ 3□0553—□□□ 4□0554—□□□ 5□0555—□□□□ 6□0556—□□□
7□0557—□□□ 8□0558—□□□□ ...

Feb 4, 2025 · manwa.com - 100% free online manga reader
https://manwa.life | https://manwa.biz | ...

[Back to Home](#)