
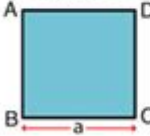
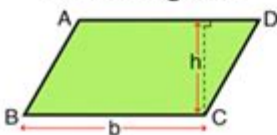
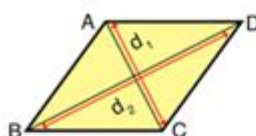
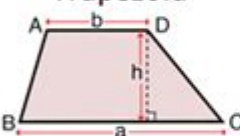
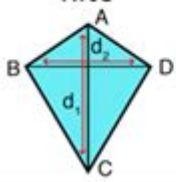


Area Of Triangles And Quadrilaterals Answer Key

Area of Quadrilaterals



Quadrilaterals	Formulas
Rectangle 	Area (A) = $w \times l$ <i>here, w = width, l = length</i>
Square 	Area (A) = a^2 <i>here, a = side</i>
Parallelogram 	Area (A) = $b \times h$ <i>here, b = base, h = height</i>
Rhombus 	Area (A) = $\frac{d_1 \times d_2}{2}$ <i>here, d_1 and d_2 are the diagonals</i>
Trapezoid 	Area (A) = $\frac{1}{2}(a + b) \times h$ <i>here, a = long base b = short base h = height</i>
Kite 	Area (A) = $\frac{d_1 \times d_2}{2}$ <i>here, d_1 and d_2 are the diagonals</i>

Area of triangles and quadrilaterals answer key is an essential topic in geometry that often comes up in both academic settings and practical applications. Understanding how to calculate the area of these shapes not only enhances one's mathematical skills but also provides a foundation for more advanced topics in geometry and real-world problem-solving. This article aims to explore the formulas for calculating the area of various triangles and quadrilaterals, provide detailed examples, and present an answer key for practice problems that can aid in mastering these concepts.

Understanding Triangles

Triangles are three-sided polygons that are fundamental shapes in geometry. The area of a triangle can be calculated using different formulas depending on the information available.

Basic Formula for Area of a Triangle

The most common formula for calculating the area of a triangle is:

$$\text{Area} = \frac{1}{2} \times \text{base} \times \text{height}$$

- Base: The length of one side of the triangle, typically the side at the bottom.
- Height: The perpendicular distance from the base to the opposite vertex.

Special Types of Triangles

1. Equilateral Triangle:

- All sides are equal.
- Area can also be calculated with the formula:

$$\text{Area} = \frac{\sqrt{3}}{4} a^2$$

where a is the length of a side.

2. Isosceles Triangle:

- Two sides are equal in length.
- The height can be found using the Pythagorean theorem.

3. Right Triangle:

- One angle is 90 degrees.
- The formula remains the same, but the base and height can be any two sides that form the right angle.

Examples of Triangle Area Calculations

1. Example 1: Calculate the area of a triangle with a base of 10 units and a height of 5 units.

- Using the formula:

$$\text{Area} = \frac{1}{2} \times 10 \times 5 = 25 \text{ square units}$$

2. Example 2: Calculate the area of an equilateral triangle with a side length of 6 units.

- Using the equilateral triangle formula:

$$\text{Area} = \frac{\sqrt{3}}{4} \times 6^2 = \frac{\sqrt{3}}{4} \times 36 = 9\sqrt{3} \text{ square units} \approx 15.59 \text{ square units}$$

Exploring Quadrilaterals

Quadrilaterals are four-sided polygons that can take various forms, each with its own area formula.

Basic Formula for Area of a Quadrilateral

The area of a general quadrilateral can be calculated using the formula:

$$\text{Area} = \frac{1}{2} \times d_1 \times d_2 \times \sin(\theta)$$

where (d_1) and (d_2) are the lengths of the diagonals, and (θ) is the angle between them. However, for specific types of quadrilaterals, more straightforward formulas can be used.

Types of Quadrilaterals and Their Area Formulas

1. Rectangle:

- Area:

$$\text{Area} = \text{length} \times \text{width}$$

2. Square:

- Area:

$$\text{Area} = s^2$$

where (s) is the length of a side.

3. Parallelogram:

- Area:

$$\text{Area} = \text{base} \times \text{height}$$

4. Trapezoid:

- Area:

$$\text{Area} = \frac{1}{2} \times (b_1 + b_2) \times h$$

where (b_1) and (b_2) are the lengths of the two bases, and (h) is the height.

5. Rhombus:

- Area:

$$\text{Area} = \frac{1}{2} \times d_1 \times d_2$$

where (d_1) and (d_2) are the lengths of the diagonals.

Examples of Quadrilateral Area Calculations

1. Example 1: Rectangle

- Length = 8 units, Width = 4 units

$$\text{Area} = 8 \times 4 = 32 \text{ square units}$$

2. Example 2: Trapezoid

- Base 1 = 6 units, Base 2 = 4 units, Height = 5 units

$$\text{Area} = \frac{1}{2} \times (6 + 4) \times 5 = \frac{1}{2} \times 10 \times 5 = 25 \text{ square units}$$

Practice Problems

To reinforce understanding, below are practice problems with varying levels of difficulty:

1. Calculate the area of a triangle with a base of 12 cm and a height of 9 cm.
2. Find the area of an isosceles triangle with a base of 10 m and a height of 6 m.
3. A rectangle has a length of 15 m and a width of 10 m. What is its area?
4. Calculate the area of a rhombus if its diagonals are 8 cm and 6 cm long.
5. A trapezoid has bases of 7 m and 5 m and a height of 4 m. Find its area.

Answer Key

1. Triangle Area:

$$\text{Area} = \frac{1}{2} \times 12 \times 9 = 54 \text{ square cm}$$

\]

2. Isosceles Triangle Area:

\[

$$\text{Area} = \frac{1}{2} \times 10 \times 6 = 30 \text{ square m}$$

\]

3. Rectangle Area:

\[

$$\text{Area} = 15 \times 10 = 150 \text{ square m}$$

\]

4. Rhombus Area:

\[

$$\text{Area} = \frac{1}{2} \times 8 \times 6 = 24 \text{ square cm}$$

\]

5. Trapezoid Area:

\[

$$\text{Area} = \frac{1}{2} \times (7 + 5) \times 4 = \frac{1}{2} \times 12 \times 4 = 24 \text{ square m}$$

\]

In summary, mastering the area of triangles and quadrilaterals is crucial for both academic success and practical applications. This knowledge serves as a stepping stone into more complex geometric concepts and real-world problem-solving. Through understanding different formulas and applying them to a variety of shapes, students can develop a strong foundation in geometry.

Frequently Asked Questions

What is the formula for the area of a triangle?

The area of a triangle can be calculated using the formula $A = \frac{1}{2} \text{ base height}$.

How do you find the area of a triangle when only the lengths of all three sides are known?

You can use Heron's formula, which is $A = \sqrt{s(s-a)(s-b)(s-c)}$, where s is the semi-perimeter ($s = (a + b + c) / 2$) and a , b , and c are the lengths of the sides.

What is the area of an equilateral triangle with a side length of 6?

The area of an equilateral triangle can be calculated using the formula $A = (\sqrt{3}/4) \text{ side}^2$. For a side length of 6, $A = (\sqrt{3}/4) 6^2 = 9\sqrt{3}$.

What is the formula for the area of a rectangle?

The area of a rectangle is calculated using the formula $A = \text{length} \times \text{width}$.

How do you calculate the area of a trapezoid?

The area of a trapezoid can be calculated using the formula $A = \frac{1}{2} (\text{base}_1 + \text{base}_2) \times \text{height}$.

What is the area of a square with a side length of 5?

The area of a square is calculated using the formula $A = \text{side}^2$. For a side length of 5, $A = 5^2 = 25$.

Can the area of a quadrilateral be calculated if only the lengths of its sides are known?

Yes, the area can be calculated using Brahmagupta's formula for cyclic quadrilaterals or by dividing the quadrilateral into triangles and using the triangle area formulas.

What is the area of a parallelogram?

The area of a parallelogram is calculated using the formula $A = \text{base} \times \text{height}$.

How is the area of a rhombus calculated?

The area of a rhombus can be calculated using the formula $A = \frac{(d_1 \times d_2)}{2}$, where d_1 and d_2 are the lengths of the diagonals.

What is the area of a triangle with a base of 10 units and a height of 5 units?

Using the formula $A = \frac{1}{2} \times \text{base} \times \text{height}$, the area is $A = \frac{1}{2} \times 10 \times 5 = 25$ square units.

Find other PDF article:

<https://soc.up.edu.ph/60-flick/Book?dataid=JXA48-4952&title=the-monkeys-paw-escape-room-answer-key.pdf>

Area Of Triangles And Quadrilaterals Answer Key

“area” “region” “zone” “district”

area 60 years ago, half French people were still living in the rural area. region ...

0571 0574 0577 0575 0572 0573 0579 0570
0576 0578 0580 ...

-
020066+075+076+ “”
...

wland -
Sep 6, 2024 · wlandWland1. **

+86” +086” +0086”_
+0086 386
28 ...

-
10551—20552—30553—40554—50555—60556—
70557—80558— ...

manwa -
Feb 4, 2025 · manwa https://manwa.site
https://manwa.life https://manwa.biz ...

Unlock the secrets of geometry with our comprehensive area of triangles and quadrilaterals answer key. Discover how to master calculations and boost your skills!

[Back to Home](#)