

# Area Of Triangle Practice



Area of a Triangle  
Video 49 on Corbettmaths

Examples

Workout



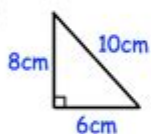
Click here



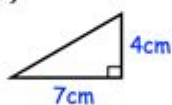
Scan here

Question 1: Find the area of each triangle.

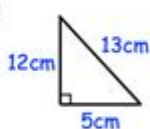
(a)



(b)



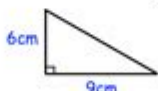
(c)



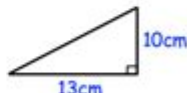
(d)



(e)

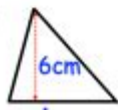


(f)

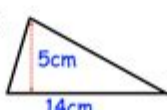


Question 2: Find the area of each triangle.

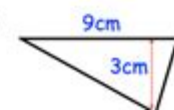
(a)



(b)



(c)



**AREA OF TRIANGLE PRACTICE** IS A FUNDAMENTAL CONCEPT IN GEOMETRY THAT NOT ONLY HELPS STUDENTS UNDERSTAND THE PROPERTIES OF TRIANGLES BUT ALSO EQUIPS THEM WITH PROBLEM-SOLVING SKILLS APPLICABLE IN VARIOUS REAL-LIFE SITUATIONS. THE TRIANGLE, ONE OF THE SIMPLEST GEOMETRIC SHAPES, HAS A SIGNIFICANT ROLE IN MATHEMATICS, ARCHITECTURE, ENGINEERING, AND MANY OTHER FIELDS. THIS ARTICLE WILL EXPLORE THE DIFFERENT METHODS TO CALCULATE THE AREA OF TRIANGLES, PROVIDE PRACTICAL EXERCISES, AND EXPLAIN THE APPLICATIONS OF THESE CONCEPTS IN THE REAL WORLD.

## UNDERSTANDING TRIANGLES

BEFORE DIVING INTO THE CALCULATION OF THE AREA, IT'S ESSENTIAL TO UNDERSTAND WHAT A TRIANGLE IS. A TRIANGLE IS A POLYGON WITH THREE EDGES AND THREE VERTICES. IT IS CLASSIFIED INTO SEVERAL TYPES BASED ON ITS SIDES AND ANGLES:

### TYPES OF TRIANGLES

1. BY SIDES:

- EQUILATERAL TRIANGLE: ALL THREE SIDES ARE EQUAL, AND ALL ANGLES MEASURE 60 DEGREES.
- ISOSCELES TRIANGLE: TWO SIDES ARE EQUAL, AND THE ANGLES OPPOSITE THOSE SIDES ARE EQUAL.
- SCALENE TRIANGLE: ALL SIDES AND ANGLES ARE DIFFERENT.

2. BY ANGLES:

- ACUTE TRIANGLE: ALL ANGLES ARE LESS THAN 90 DEGREES.
- RIGHT TRIANGLE: ONE ANGLE IS EXACTLY 90 DEGREES.
- OBTUSE TRIANGLE: ONE ANGLE IS GREATER THAN 90 DEGREES.

UNDERSTANDING THESE CLASSIFICATIONS HELPS IN IDENTIFYING WHICH FORMULAS FOR AREA CALCULATION ARE APPLICABLE IN DIFFERENT SCENARIOS.

## FORMULAS FOR AREA OF TRIANGLE

THE AREA OF A TRIANGLE CAN BE CALCULATED USING VARIOUS FORMULAS, DEPENDING ON THE INFORMATION AVAILABLE:

### 1. BASE AND HEIGHT METHOD

THE MOST COMMON FORMULA FOR FINDING THE AREA OF A TRIANGLE IS:

$$\text{Area} = \frac{1}{2} \times \text{Base} \times \text{Height}$$

WHERE:

- BASE IS ANY SIDE OF THE TRIANGLE.
- HEIGHT IS THE PERPENDICULAR DISTANCE FROM THE BASE TO THE OPPOSITE VERTEX.

### 2. HERON'S FORMULA

WHEN THE LENGTHS OF ALL THREE SIDES ARE KNOWN (LET'S DENOTE THEM AS A, B, AND C), HERON'S FORMULA CAN BE USED:

1. CALCULATE THE SEMI-PERIMETER (S):

$$S = \frac{A + B + C}{2}$$

2. THEN USE THE AREA FORMULA:

$$\text{Area} = \sqrt{S(S-A)(S-B)(S-C)}$$

### 3. USING TRIGONOMETRY

FOR TRIANGLES WHERE TWO SIDES AND THE INCLUDED ANGLE ARE KNOWN, THE AREA CAN BE CALCULATED WITH:

$$\text{Area} = \frac{1}{2} \times A \times B \times \sin(C)$$

WHERE:

- A AND B ARE THE LENGTHS OF THE TWO SIDES.
- C IS THE INCLUDED ANGLE BETWEEN THOSE TWO SIDES.

### 4. COORDINATE GEOMETRY METHOD

FOR TRIANGLES DEFINED BY THEIR VERTICES IN A COORDINATE PLANE, THE AREA CAN ALSO BE CALCULATED USING THE FOLLOWING FORMULA:

$$\text{Area} = \frac{1}{2} |x_1(y_2 - y_3) + x_2(y_3 - y_1) + x_3(y_1 - y_2)|$$

WHERE  $(x_1, y_1)$ ,  $(x_2, y_2)$ , AND  $(x_3, y_3)$  ARE THE COORDINATES OF THE VERTICES.

# PRACTICE PROBLEMS

NOW THAT WE HAVE ESTABLISHED A SOLID UNDERSTANDING OF THE AREA OF TRIANGLES, LET'S PRACTICE APPLYING THESE CONCEPTS THROUGH VARIOUS PROBLEMS.

## PROBLEM SET 1: BASE AND HEIGHT METHOD

1. FIND THE AREA OF A TRIANGLE WITH A BASE OF 10 CM AND A HEIGHT OF 5 CM.
2. A TRIANGLE HAS A BASE OF 8 M AND A HEIGHT OF 6 M. CALCULATE ITS AREA.
3. DETERMINE THE AREA OF A TRIANGLE WITH A BASE OF 15 INCHES AND A HEIGHT OF 12 INCHES.

## PROBLEM SET 2: HERON'S FORMULA

1. CALCULATE THE AREA OF A TRIANGLE WITH SIDES MEASURING 7 CM, 8 CM, AND 9 CM.
2. A TRIANGLE HAS SIDES OF LENGTHS 10 M, 14 M, AND 16 M. WHAT IS ITS AREA?
3. FIND THE AREA OF A TRIANGLE WITH SIDES MEASURING 5 INCHES, 12 INCHES, AND 13 INCHES.

## PROBLEM SET 3: TRIGONOMETRY METHOD

1. A TRIANGLE HAS TWO SIDES MEASURING 10 CM AND 12 CM, WITH AN INCLUDED ANGLE OF 30 DEGREES. CALCULATE ITS AREA.
2. DETERMINE THE AREA OF A TRIANGLE WITH SIDES OF LENGTHS 7 M AND 9 M, AND AN INCLUDED ANGLE OF 45 DEGREES.
3. FIND THE AREA OF A TRIANGLE WITH TWO SIDES MEASURING 8 INCHES AND 15 INCHES, WITH AN INCLUDED ANGLE OF 60 DEGREES.

## PROBLEM SET 4: COORDINATE GEOMETRY METHOD

1. FIND THE AREA OF A TRIANGLE WITH VERTICES AT (2, 3), (4, 5), AND (6, 1).
2. CALCULATE THE AREA OF A TRIANGLE WITH VERTICES AT (0, 0), (4, 0), AND (0, 3).
3. DETERMINE THE AREA OF A TRIANGLE WITH VERTICES AT (1, 1), (2, 4), AND (5, 2).

# APPLICATIONS OF TRIANGLE AREA CALCULATION

THE AREA OF TRIANGLES HAS PRACTICAL APPLICATIONS IN VARIOUS FIELDS INCLUDING:

## 1. ARCHITECTURE AND ENGINEERING

TRIANGLES ARE FUNDAMENTAL STRUCTURAL ELEMENTS DUE TO THEIR INHERENT STRENGTH. CALCULATING THE AREA OF TRIANGULAR SECTIONS HELPS IN DESIGNING ROOFS, BRIDGES, AND OTHER STRUCTURES.

## 2. LAND MEASUREMENT

IN SURVEYING AND LAND DEVELOPMENT, THE AREA OF TRIANGULAR PLOTS IS FREQUENTLY CALCULATED TO DETERMINE LAND USE

AND PROPERTY BOUNDARIES.

### 3. ART AND DESIGN

ARTISTS AND DESIGNERS OFTEN USE TRIANGULAR SHAPES IN COMPOSITIONS AND LAYOUTS, MAKING AN UNDERSTANDING OF AREA CALCULATION VALUABLE FOR SPACING AND PROPORTION.

### 4. NAVIGATION AND GEOGRAPHY

TRIANGLES ARE USED IN TRIANGULATION METHODS FOR NAVIGATION AND MAPPING, ALLOWING FOR THE DETERMINATION OF DISTANCES AND LOCATIONS BASED ON ANGULAR MEASUREMENTS.

## CONCLUSION

MASTERING THE AREA OF TRIANGLE PRACTICE IS ESSENTIAL FOR STUDENTS AND PROFESSIONALS ALIKE. BY FAMILIARIZING ONESELF WITH VARIOUS METHODS OF CALCULATION AND ENGAGING IN PRACTICAL EXERCISES, ONE CAN DEVELOP A DEEPER UNDERSTANDING OF GEOMETRY AND ITS APPLICATIONS. WITH THE FOUNDATION LAID OUT IN THIS ARTICLE, LEARNERS ARE ENCOURAGED TO CONTINUE PRACTICING AND APPLYING THESE CONCEPTS IN REAL-WORLD SCENARIOS TO ENHANCE THEIR MATHEMATICAL SKILLS.

## FREQUENTLY ASKED QUESTIONS

### WHAT FORMULA IS USED TO CALCULATE THE AREA OF A TRIANGLE?

THE AREA OF A TRIANGLE CAN BE CALCULATED USING THE FORMULA:  $\text{Area} = \frac{1}{2} \text{BASE} \times \text{HEIGHT}$ .

### CAN YOU EXPLAIN HOW TO FIND THE AREA OF A TRIANGLE WHEN ONLY THE LENGTHS OF ITS SIDES ARE KNOWN?

YES! YOU CAN USE HERON'S FORMULA. FIRST, CALCULATE THE SEMI-PERIMETER ( $s = (a + b + c) / 2$ ), THEN USE THE AREA FORMULA:  $\text{Area} = \sqrt{s(s-a)(s-b)(s-c)}$ .

### HOW DO YOU FIND THE AREA OF A RIGHT TRIANGLE?

FOR A RIGHT TRIANGLE, THE AREA CAN BE CALCULATED USING THE FORMULA:  $\text{Area} = \frac{1}{2} \text{BASE} \times \text{HEIGHT}$ , WHERE THE BASE AND HEIGHT ARE THE LENGTHS OF THE TWO LEGS.

### WHAT IS THE AREA OF AN EQUILATERAL TRIANGLE WITH A SIDE LENGTH OF 6?

TO FIND THE AREA OF AN EQUILATERAL TRIANGLE, USE THE FORMULA:  $\text{Area} = \left(\frac{\sqrt{3}}{4}\right) \text{side}^2$ . FOR A SIDE LENGTH OF 6, THE AREA IS  $\text{Area} = \left(\frac{\sqrt{3}}{4}\right) 6^2 = 9\frac{\sqrt{3}}{2}$  OR APPROXIMATELY 15.59.

### CAN THE AREA OF A TRIANGLE BE NEGATIVE?

NO, THE AREA OF A TRIANGLE CANNOT BE NEGATIVE. AREA IS ALWAYS A NON-NEGATIVE VALUE.

### HOW DO YOU APPLY THE AREA FORMULA IN REAL-LIFE SCENARIOS?

THE AREA FORMULA FOR TRIANGLES CAN BE APPLIED IN VARIOUS REAL-LIFE SCENARIOS, SUCH AS CALCULATING LAND AREAS,

Find other PDF article:

<https://soc.up.edu.ph/32-blog/Book?trackid=GRr66-4623&title=identifying-the-correct-sketch-of-a-compound-in-aqueous-solution.pdf>

## Area Of Triangle Practice

**“area” “region” “zone” “district”** **\_\_\_\_\_**

area \_\_\_\_\_ 60 years ago, half French people were still living in the rural area. region \_\_\_\_\_ ...

\_\_\_\_\_

\_\_\_\_\_ 86 \_\_\_\_\_ 1 \_\_\_\_\_ ...

\_\_\_\_\_

Apr 27, 2024 · \_\_\_\_\_ 00 \_\_\_\_\_ ...

\_\_\_\_\_

\_\_\_\_\_ 025 \_\_\_\_\_ 0510 \_\_\_\_\_ 0511 \_\_\_\_\_ 0512 \_\_\_\_\_ 0513 \_\_\_\_\_ 0514 \_\_\_\_\_ ...

\_\_\_\_\_

\_\_\_\_\_ 0571 \_\_\_\_\_ 0574 \_\_\_\_\_ 0577 \_\_\_\_\_ 0575 \_\_\_\_\_ 0572 \_\_\_\_\_ 0573 \_\_\_\_\_ 0579 \_\_\_\_\_ 0570 \_\_\_\_\_ 0576 \_\_\_\_\_ 0578 \_\_\_\_\_ ...

**“area” “region” “zone” “district”** **\_\_\_\_\_**

area \_\_\_\_\_ 60 years ago, half French people were still living in the rural area. region \_\_\_\_\_ the Arctic regions \_\_\_\_\_

\_\_\_\_\_

\_\_\_\_\_ 86 \_\_\_\_\_ 1 \_\_\_\_\_ 0 \_\_\_\_\_ 10 \_\_\_\_\_ ...

\_\_\_\_\_

Apr 27, 2024 · \_\_\_\_\_ 00 \_\_\_\_\_ +86 \_\_\_\_\_ [ ] \_\_\_\_\_ [00]

\_\_\_\_\_

\_\_\_\_\_ 025 \_\_\_\_\_ 0510 \_\_\_\_\_ 0511 \_\_\_\_\_ 0512 \_\_\_\_\_ 0513 \_\_\_\_\_ 0514 \_\_\_\_\_ 0515 \_\_\_\_\_ 0516 \_\_\_\_\_ 0517 \_\_\_\_\_

\_\_\_\_\_

\_\_\_\_\_ 0571 \_\_\_\_\_ 0574 \_\_\_\_\_ 0577 \_\_\_\_\_ 0575 \_\_\_\_\_ 0572 \_\_\_\_\_ 0573 \_\_\_\_\_ 0579 \_\_\_\_\_ 0570 \_\_\_\_\_

