

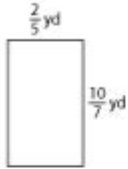
# Area With Fractional Side Lengths Worksheet

81

## Area of a Rectangle | Fractions

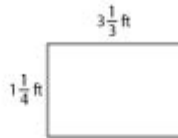
Find the area of each rectangle.

1)



Area = \_\_\_\_\_

2)



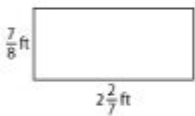
Area = \_\_\_\_\_

3)



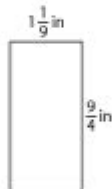
Area = \_\_\_\_\_

4)




Area = \_\_\_\_\_

5)



Area = \_\_\_\_\_

6)



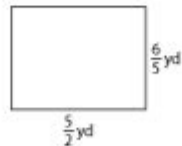
Area = \_\_\_\_\_

7)



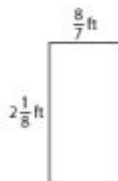
Area = \_\_\_\_\_

8)



Area = \_\_\_\_\_

9)



Area = \_\_\_\_\_

Teaching Resources @ [www.tutoringhour.com](http://www.tutoringhour.com)

**AREA WITH FRACTIONAL SIDE LENGTHS WORKSHEET** IS AN ESSENTIAL TOOL FOR STUDENTS AND EDUCATORS ALIKE, PARTICULARLY WHEN EXPLORING THE CONCEPT OF AREA IN GEOMETRY. UNDERSTANDING HOW TO CALCULATE THE AREA OF VARIOUS SHAPES, INCLUDING RECTANGLES, SQUARES, AND TRIANGLES, USING FRACTIONAL SIDE LENGTHS CAN ENHANCE MATHEMATICAL SKILLS AND PROMOTE A DEEPER COMPREHENSION OF THE SUBJECT. THIS ARTICLE WILL DELVE INTO THE IMPORTANCE OF THIS WORKSHEET, METHODS FOR CALCULATING AREA WITH FRACTIONAL SIDE LENGTHS, AND HOW EDUCATORS CAN EFFECTIVELY IMPLEMENT THESE RESOURCES IN THEIR TEACHING.

## UNDERSTANDING AREA AND FRACTIONAL SIDE LENGTHS

THE AREA OF A SHAPE IS DEFINED AS THE AMOUNT OF SPACE ENCLOSED WITHIN ITS BOUNDARIES. IT IS A FUNDAMENTAL CONCEPT IN GEOMETRY AND IS APPLICABLE IN VARIOUS REAL-WORLD SCENARIOS, INCLUDING ARCHITECTURE, LANDSCAPING, AND ENGINEERING. WHEN WORKING WITH FRACTIONAL SIDE LENGTHS, STUDENTS MUST GRASP HOW TO MANIPULATE FRACTIONS AND APPLY THEM IN GEOMETRIC CONTEXTS.

# WHY USE FRACTIONAL SIDE LENGTHS?

THERE ARE SEVERAL REASONS WHY INCORPORATING FRACTIONAL SIDE LENGTHS INTO AREA WORKSHEETS IS BENEFICIAL:

1. REAL-WORLD APPLICATION: MANY REAL-WORLD MEASUREMENTS ARE NOT WHOLE NUMBERS. USING FRACTIONAL SIDE LENGTHS HELPS STUDENTS UNDERSTAND AND APPLY MATH IN EVERYDAY SITUATIONS.
2. ENHANCED PROBLEM-SOLVING SKILLS: WORKING WITH FRACTIONS REQUIRES CRITICAL THINKING AND PROBLEM-SOLVING SKILLS, WHICH ARE ESSENTIAL FOR HIGHER-LEVEL MATHEMATICS.
3. PREPARATION FOR ADVANCED TOPICS: UNDERSTANDING AREA CALCULATIONS WITH FRACTIONS LAYS A FOUNDATION FOR MORE ADVANCED TOPICS, SUCH AS CALCULUS AND ALGEBRA.

## CALCULATING AREA WITH FRACTIONAL SIDE LENGTHS

CALCULATING THE AREA OF GEOMETRIC SHAPES WITH FRACTIONAL SIDE LENGTHS INVOLVES APPLYING THE APPROPRIATE FORMULAS WHILE BEING MINDFUL OF FRACTION OPERATIONS. BELOW ARE COMMON SHAPES AND HOW TO COMPUTE THEIR AREAS USING FRACTIONS.

### RECTANGLES

THE FORMULA FOR THE AREA OF A RECTANGLE IS:

$$\text{Area} = \text{Length} \times \text{Width}$$

EXAMPLE: FIND THE AREA OF A RECTANGLE WITH A LENGTH OF  $\frac{3}{4}$  UNITS AND A WIDTH OF  $\frac{2}{5}$  UNITS.

$$\text{Area} = \frac{3}{4} \times \frac{2}{5} = \frac{3 \times 2}{4 \times 5} = \frac{6}{20} = \frac{3}{10} \text{ SQUARE UNITS}$$

### SQUARES

FOR SQUARES, WHERE ALL SIDES ARE EQUAL, THE FORMULA SIMPLIFIES TO:

$$\text{Area} = \text{Side}^2$$

EXAMPLE: CALCULATE THE AREA OF A SQUARE WITH A SIDE LENGTH OF  $\frac{1}{2}$  UNITS.

$$\text{Area} = \left(\frac{1}{2}\right)^2 = \frac{1}{4} \text{ SQUARE UNITS}$$

### TRIANGLES

THE AREA OF A TRIANGLE CAN BE CALCULATED USING THE FORMULA:

$$\text{Area} = \frac{1}{2} \times \text{Base} \times \text{Height}$$

EXAMPLE: DETERMINE THE AREA OF A TRIANGLE WITH A BASE OF  $\left(\frac{3}{5}\right)$  UNITS AND A HEIGHT OF  $\left(\frac{1}{3}\right)$  UNITS.

$$\begin{aligned} \text{Area} &= \frac{1}{2} \times \frac{3}{5} \times \frac{1}{3} = \frac{1}{2} \times \frac{3}{15} = \\ &= \frac{3}{30} = \frac{1}{10} \text{ SQUARE UNITS} \end{aligned}$$

## CIRCLES

FOR CIRCLES, THE AREA IS COMPUTED USING THE FORMULA:

$$\text{Area} = \pi \times r^2$$

WHERE  $(r)$  IS THE RADIUS.

EXAMPLE: IF A CIRCLE HAS A RADIUS OF  $\left(\frac{1}{4}\right)$  UNITS, THE AREA WOULD BE:

$$\begin{aligned} \text{Area} &= \pi \times \left(\frac{1}{4}\right)^2 = \pi \times \frac{1}{16} \approx \frac{3.14}{16} \\ &\text{SQUARE UNITS} \end{aligned}$$

## CREATING WORKSHEETS FOR AREA WITH FRACTIONAL SIDE LENGTHS

WHEN CREATING WORKSHEETS FOCUSED ON AREA WITH FRACTIONAL SIDE LENGTHS, EDUCATORS SHOULD AIM FOR A VARIETY OF EXERCISES THAT CATER TO DIFFERENT LEARNING LEVELS. HERE ARE SOME STRATEGIES AND EXAMPLES TO CONSIDER:

### TYPES OF EXERCISES

1. DIRECT CALCULATION PROBLEMS: PROVIDE STUDENTS WITH SHAPES AND THEIR FRACTIONAL DIMENSIONS AND ASK THEM TO CALCULATE THE AREA DIRECTLY.

- EXAMPLE: FIND THE AREA OF A RECTANGLE WITH DIMENSIONS  $\left(\frac{5}{6}\right)$  UNITS AND  $\left(\frac{2}{3}\right)$  UNITS.

2. WORD PROBLEMS: CREATE SCENARIOS WHERE STUDENTS MUST APPLY AREA CALCULATIONS TO SOLVE REAL-WORLD PROBLEMS.

- EXAMPLE: A GARDEN IS DESIGNED IN THE SHAPE OF A RECTANGLE THAT MEASURES  $\left(\frac{2}{3}\right)$  UNITS BY  $\left(\frac{4}{5}\right)$  UNITS. WHAT IS THE TOTAL AREA OF THE GARDEN?

3. MIXED PRACTICE: INCLUDE A RANGE OF SHAPES AND OPERATIONS, MIXING WHOLE NUMBERS AND FRACTIONAL SIDE LENGTHS.

### TIPS FOR EDUCATORS

- USE VISUAL AIDS: INCORPORATING DIAGRAMS OR IMAGES OF SHAPES CAN HELP STUDENTS VISUALIZE THE PROBLEMS THEY ARE SOLVING.

- ENCOURAGE GROUP WORK: ALLOWING STUDENTS TO WORK IN PAIRS OR SMALL GROUPS CAN FACILITATE DISCUSSION AND ENHANCE UNDERSTANDING.

- PROVIDE STEP-BY-STEP GUIDES: OFFERING A BREAKDOWN OF HOW TO SOLVE AREA PROBLEMS WITH FRACTIONS CAN BOLSTER STUDENTS' CONFIDENCE AND COMPREHENSION.
- REVIEW FUNDAMENTAL CONCEPTS: ENSURE THAT STUDENTS HAVE A SOLID UNDERSTANDING OF FRACTIONS AND BASIC GEOMETRY BEFORE INTRODUCING FRACTIONAL AREA CALCULATIONS.

## CONCLUSION

THE AREA WITH FRACTIONAL SIDE LENGTHS WORKSHEET IS A VALUABLE RESOURCE FOR FOSTERING MATHEMATICAL UNDERSTANDING AND APPLICATION IN STUDENTS. BY FOCUSING ON FRACTIONAL DIMENSIONS, EDUCATORS CAN HELP STUDENTS DEVELOP CRITICAL THINKING, PROBLEM-SOLVING SKILLS, AND A BETTER GRASP OF GEOMETRY. AS STUDENTS WORK THROUGH VARIOUS CALCULATION METHODS AND APPLY THEIR KNOWLEDGE TO REAL-WORLD PROBLEMS, THEY WILL NOT ONLY ENHANCE THEIR MATH SKILLS BUT ALSO GAIN CONFIDENCE IN THEIR ABILITY TO TACKLE COMPLEX CONCEPTS IN THE FUTURE. WITH PROPER GUIDANCE AND RESOURCES, STUDENTS WILL BE WELL-EQUIPPED TO EXCEL IN THEIR MATHEMATICAL ENDEAVORS.

## FREQUENTLY ASKED QUESTIONS

### WHAT IS THE PURPOSE OF AN 'AREA WITH FRACTIONAL SIDE LENGTHS WORKSHEET'?

THE WORKSHEET IS DESIGNED TO HELP STUDENTS PRACTICE CALCULATING THE AREA OF SHAPES WITH SIDE LENGTHS EXPRESSED AS FRACTIONS, ENHANCING THEIR UNDERSTANDING OF BOTH FRACTIONS AND AREA MEASUREMENT.

### WHAT TYPES OF SHAPES ARE TYPICALLY INCLUDED IN THESE WORKSHEETS?

COMMON SHAPES INCLUDE RECTANGLES, SQUARES, TRIANGLES, AND SOMETIMES CIRCLES, ALL FEATURING FRACTIONAL SIDE LENGTHS FOR AREA CALCULATION.

### HOW CAN STUDENTS BENEFIT FROM USING AREA WORKSHEETS WITH FRACTIONAL LENGTHS?

STUDENTS CAN IMPROVE THEIR SKILLS IN WORKING WITH FRACTIONS, DEVELOP PROBLEM-SOLVING STRATEGIES, AND GAIN CONFIDENCE IN THEIR ABILITY TO COMPUTE AREAS ACCURATELY.

### ARE THERE ANY SPECIFIC STRATEGIES TO SOLVE PROBLEMS ON THESE WORKSHEETS?

ONE EFFECTIVE STRATEGY IS TO CONVERT FRACTIONAL SIDE LENGTHS INTO IMPROPER FRACTIONS OR DECIMALS BEFORE CALCULATING THE AREA, ENSURING EASIER COMPUTATION.

### WHAT GRADE LEVELS ARE SUITABLE FOR AREA WORKSHEETS WITH FRACTIONAL SIDE LENGTHS?

THESE WORKSHEETS ARE TYPICALLY SUITABLE FOR STUDENTS IN UPPER ELEMENTARY GRADES (4TH TO 6TH GRADE) AND MIDDLE SCHOOL, WHERE THEY START LEARNING ABOUT FRACTIONS AND GEOMETRY.

### CAN AREA WORKSHEETS WITH FRACTIONAL SIDE LENGTHS BE USED FOR REMOTE LEARNING?

YES, THESE WORKSHEETS CAN BE EASILY ADAPTED FOR REMOTE LEARNING BY SHARING THEM DIGITALLY, ALLOWING STUDENTS TO COMPLETE EXERCISES AT HOME WHILE STILL PRACTICING IMPORTANT MATH SKILLS.

Find other PDF article:

## Area With Fractional Side Lengths Worksheet

**“area”“region”“zone”“district”**\_\_\_\_\_

area\_\_\_\_\_ 60 years ago, half French people were still living in the rural area. region\_\_\_\_\_ the Arctic regions\_\_\_\_\_

\_\_\_\_\_

\_\_\_\_\_ 86\_\_\_\_\_ 1\_\_\_\_\_ 0\_\_\_\_\_ 10\_\_\_\_\_ ...

\_\_\_\_\_

Apr 27, 2024 · \_\_\_\_\_ 00\_\_\_\_\_ +86\_\_\_\_\_ [ ]\_\_\_\_\_ [00]

\_\_\_\_\_

\_\_\_\_\_ 025\_\_\_\_\_ 0510\_\_\_\_\_ 0511\_\_\_\_\_ 0512\_\_\_\_\_ 0513\_\_\_\_\_ 0514\_\_\_\_\_ 0515\_\_\_\_\_ 0516\_\_\_\_\_ 0517\_\_\_\_\_

\_\_\_\_\_

\_\_\_\_\_ 0571\_\_\_\_\_ 0574 \_\_\_\_\_ 0577\_\_\_\_\_ 0575 \_\_\_\_\_ 0572 \_\_\_\_\_ 0573\_\_\_\_\_ 0579 \_\_\_\_\_ 0570\_\_\_\_\_ 0576 \_\_\_\_\_ 0578\_\_\_\_\_ 0580 \_\_\_\_\_ 20\_\_\_\_\_ 90\_\_\_\_\_ ...

\_\_\_\_\_ - \_\_\_\_\_

\_\_\_\_\_ 020\_\_\_\_\_ 066+\_\_\_\_\_ 075+\_\_\_\_\_ 076+\_\_\_\_\_ “”\_\_\_\_\_ 21\_\_\_\_\_ 65\_\_\_\_\_ 20\_\_\_\_\_ 34\_\_\_\_\_ 3\_\_\_\_\_ ...

**wland**\_\_\_\_\_ - \_\_\_\_\_

Sep 6, 2024 · wland\_\_\_\_\_ Wland\_\_\_\_\_ 1. \*\*\_\_\_\_\_\*\* \_\_\_\_\_ ...

\_\_\_\_\_ “ +86”\_\_\_\_\_ “ +086”\_\_\_\_\_ “ +0086”\_\_\_\_\_

\_\_\_\_\_ +0086\_\_\_\_\_ 3\_\_\_\_\_ 86\_\_\_\_\_ 28\_\_\_\_\_ 0\_\_\_\_\_ 0\_\_\_\_\_ ...

\_\_\_\_\_ - \_\_\_\_\_

\_\_\_\_\_ 1\_\_\_\_\_ 0551—\_\_\_\_\_ 2\_\_\_\_\_ 0552—\_\_\_\_\_ 3\_\_\_\_\_ 0553—\_\_\_\_\_ 4\_\_\_\_\_ 0554—\_\_\_\_\_ 5\_\_\_\_\_ 0555—\_\_\_\_\_ 6\_\_\_\_\_ 0556—\_\_\_\_\_ 7\_\_\_\_\_ 0557—\_\_\_\_\_ 8\_\_\_\_\_ 0558—\_\_\_\_\_ 9\_\_\_\_\_ 0559—\_\_\_\_\_ 10\_\_\_\_\_ 0550—\_\_\_\_\_ 11\_\_\_\_\_ 0561—\_\_\_\_\_ 12\_\_\_\_\_ 0562—\_\_\_\_\_ 13\_\_\_\_\_ 0563—\_\_\_\_\_ 14\_\_\_\_\_ 0564—\_\_\_\_\_ 15\_\_\_\_\_ 0566—\_\_\_\_\_ \_\_\_\_\_ ...

**manwa**\_\_\_\_\_ - \_\_\_\_\_

Feb 4, 2025 · \_\_\_\_\_ manwa\_\_\_\_\_ <https://manwa.site> \_\_\_\_\_ <https://manwa.life> \_\_\_\_\_ <https://manwa.biz> \_\_\_\_\_ <https://manwa.asia> \_\_\_\_\_ <https://manwa.fun> \_\_\_\_\_ ...

**“area”“region”“zone”“district”**\_\_\_\_\_

area\_\_\_\_\_ 60 years ago, half French people were still living in the

rural area. region

86 1

Apr 27, 2024 · 00

025 0510 0511 0512 0513 0514

0571 0574 0577 0575 0572 0573 0579 0570 0576 0578 0580

020 066+ 075+ 076+ “ ”

wland - Sep 6, 2024 · wland Wland 1. \*\*

+86 +086 +0086 86 28

1 0551— 2 0552— 3 0553— 4 0554— 5 0555— 6 0556— 7 0557— 8 0558—

manwa - Feb 4, 2025 · manwa https://manwa.site https://manwa.life https://manwa.biz

Master calculating areas with our comprehensive 'area with fractional side lengths worksheet.'

[Back to Home](#)