

Area And Perimeter Worksheet 3rd Grade

Name :


Class :



Area
(length x width)
Perimeter




Find the area by counting the squares.



Area: _____

Perimeter: _____



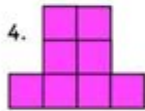
Area: _____

Perimeter: _____



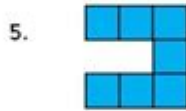
Area: _____

Perimeter: _____



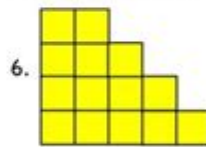
Area: _____

Perimeter : _____



Area: _____

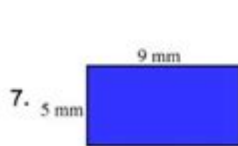
Perimeter : _____



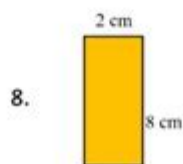
Area: _____

Perimeter: _____


Find the area by multiplying the length x width.



Area: _____ mm²



Area: _____ cm²



Area: _____ m²

LIVEWORKSHEETS

Area and Perimeter Worksheet 3rd Grade

Understanding the concepts of area and perimeter is essential for third graders as they begin to explore geometry in more depth. Worksheets tailored to this age group can provide valuable practice, helping students grasp the foundational principles of these mathematical concepts. In this article, we will discuss the definitions of area and perimeter, how to calculate them, and provide examples and activities suitable for a 3rd-grade worksheet.

What are Area and Perimeter?

Before diving into worksheets, it's important to define what area and perimeter are.

Definition of Area

Area refers to the amount of space inside a two-dimensional shape. It is measured in square units, such as square centimeters (cm²), square meters (m²), or square inches (in²). For most shapes, the area can be calculated using specific formulas.

Definition of Perimeter

Perimeter, on the other hand, is the distance around the outer edge of a shape. It is measured in linear units, such as centimeters (cm), meters (m), or inches (in). The perimeter can be calculated by adding the lengths of all the sides of a shape.

Why are Area and Perimeter Important?

Understanding area and perimeter is crucial for several reasons:

1. Real-World Application: These concepts are applied in various situations, such as determining how much paint is needed to cover a wall (area) or how much fencing is required to enclose a yard (perimeter).
2. Foundation for Future Mathematics: Grasping these concepts lays the groundwork for more advanced mathematical studies, such as volume and surface area in higher grades.
3. Critical Thinking: Solving area and perimeter problems helps develop critical thinking and problem-solving skills.

Calculating Area and Perimeter

For third graders, it's essential to focus on basic shapes. The most common shapes they will encounter include rectangles, squares, triangles, and circles. Below are the formulas for calculating the area and perimeter of these shapes.

Area and Perimeter of a Square

- Area: To find the area of a square, use the formula:

$$\text{Area} = \text{side} \times \text{side} \quad \text{(or side}^2\text{)}$$

- Perimeter: To find the perimeter of a square, use the formula:

$$\text{Perimeter} = 4 \times \text{side}$$

Area and Perimeter of a Rectangle

- Area: The area of a rectangle can be calculated using:

$$\text{Area} = \text{length} \times \text{width}$$

- Perimeter: The perimeter of a rectangle is found with:

$$\text{Perimeter} = 2 \times (\text{length} + \text{width})$$

Area and Perimeter of a Triangle

- Area: The area of a triangle is calculated with:

$$\text{Area} = \frac{1}{2} \times \text{base} \times \text{height}$$

- Perimeter: To find the perimeter of a triangle, add the lengths of all sides:

$$\text{Perimeter} = \text{side}_1 + \text{side}_2 + \text{side}_3$$

Area and Perimeter of a Circle

For third graders, the circle is often introduced with simplified concepts.

- Area: The area of a circle can be introduced as:

$$\text{Area} = \pi \times \text{radius}^2$$

(Note: Use 3.14 for π in calculations.)

- Circumference (Perimeter for circles): The circumference can be calculated with:

$$\text{Circumference} = 2 \times \pi \times \text{radius}$$

Sample Problems for 3rd Grade Worksheets

Creating a worksheet with various problems can help reinforce these concepts. Below are some sample problems that can be included in a 3rd-grade area and perimeter worksheet.

Rectangles

1. A rectangle has a length of 8 cm and a width of 5 cm. What is the area and perimeter?
2. If the perimeter of a rectangle is 24 cm and the length is 10 cm, what is the width?

Squares

1. A square has a side length of 6 m. Calculate its area and perimeter.
2. If the area of a square is 49 cm^2 , what is the length of one side?

Triangles

1. A triangle has a base of 4 cm and a height of 3 cm. What is its area?
2. If the lengths of the sides of a triangle are 5 cm, 6 cm, and 7 cm, what is its perimeter?

Circles

1. A circle has a radius of 3 inches. Calculate its area and circumference.
2. If the circumference of a circle is 31.4 cm, what is the radius?

Activities to Reinforce Learning

In addition to worksheets, engaging activities can help solidify these concepts for students. Here are some ideas:

Measuring Real Objects

- Have students measure the length and width of their desks or tables and calculate the area and perimeter.
- Ask them to bring in circular objects (like lids) and measure their radius to compute the area and circumference.

Area and Perimeter Scavenger Hunt

- Create a scavenger hunt where students find various objects around the classroom or school and calculate their area and perimeter.

Drawing Shapes

- Encourage students to draw different shapes on graph paper and label the dimensions. Then, have them calculate the area and perimeter of each shape.

Conclusion

The concepts of area and perimeter are fundamental in the study of geometry, and worksheets designed for third graders can be an effective way to teach these principles. By understanding how to calculate area and perimeter for various shapes, students develop important mathematical skills that will serve them well in their academic journeys. Incorporating engaging activities alongside worksheets can enhance learning, making math both fun and educational. As students practice these skills, they gain confidence in their mathematical abilities, preparing them for more complex concepts in the future.

Frequently Asked Questions

What is the difference between area and perimeter?

Area measures the space inside a shape, while perimeter measures the distance around the outside of a shape.

How do you calculate the area of a rectangle?

To calculate the area of a rectangle, multiply its length by its width ($\text{Area} = \text{Length} \times \text{Width}$).

What is the perimeter of a square with a side length of 4 units?

The perimeter of a square is calculated by adding all four sides. For a square with side length 4 units, the perimeter is $4 \times 4 = 16$ units.

Why is it important for 3rd graders to learn about area and perimeter?

Learning about area and perimeter helps 3rd graders develop spatial awareness and problem-solving skills, which are important in math and real-life situations.

Can area and perimeter be the same for different shapes?

Yes, different shapes can have the same area and perimeter, but they will occupy different amounts of space and have different dimensions.

Find other PDF article:

Area And Perimeter Worksheet 3rd Grade

“area” “region” “zone” “district” _____

area _____ 60 years ago, half French people were still living in the rural area. region _____ ...

_____ 86 _____ 1 _____ ...

Apr 27, 2024 · _____ 00 _____ ...

_____ 025 _____ 0510 _____ 0511 _____ 0512 _____ 0513 _____ 0514 _____ ...

_____ 0571 _____ 0574 _____ 0577 _____ 0575 _____ 0572 _____ 0573 _____ 0579 _____ 0570 _____ 0576 _____ 0578 _____ 0580 ...

_____ - _____

_____ 020 _____ 066+ _____ 075+ _____ 076+ _____ “ ” _____ ...

wland _____ - _____

Sep 6, 2024 · wland _____ Wland _____ 1. ** _____ ** _____ ...

_____ “ +86” _____ “ +086” _____ “ +0086” _____

_____ +0086 _____ 3 _____ 86 _____ 28 ...

_____ - _____

_____ 1 _____ 0551— _____ 2 _____ 0552— _____ 3 _____ 0553— _____ 4 _____ 0554— _____ 5 _____ 0555— _____ 6 _____ 0556— _____ 7 _____ 0557— _____ 8 _____ 0558— _____ ...

manwa _____ - _____

Feb 4, 2025 · _____ manwa _____ <https://manwa.site> _____ <https://manwa.life> _____ <https://manwa.biz> _____ ...

“area” “region” “zone” “district” _____

area _____ 60 years ago, half French people were still living in the rural area. region _____ ...

□ ...

[illegible]

025 0510 0511 0512 0513
0514 ...

0571 0574 0577 0575 0572 0573 0579 0570
0576 0578 0580 ...

020066+075+076+ “”
 ...

Sep 6, 2024 · wlandWland1. **** ...

`+0086` `3` `86`
`28 ...`

□□□□□□□□□□□□□□ 1□0551—□□□ 2□0552—□□□ 3□0553—□□□ 4□0554—□□□ 5□0555—□□□□ 6□0556—□□□
7□0557—□□□ 8□0558—□□□□ ...

Feb 4, 2025 · manwa https://manwa.site https://manwa.life https://manwa.biz ...

Enhance your 3rd grader's math skills with our area and perimeter worksheet! Fun exercises and clear explanations await. Learn more to boost their confidence!

[Back to Home](#)