

# Area Of Rectilinear Figures Worksheet

Name \_\_\_\_\_

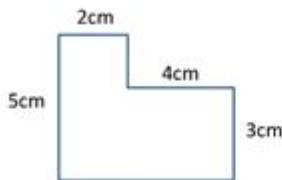
Date \_\_\_\_\_



## AREA OF RECTILINEAR SHAPES SHEET 3

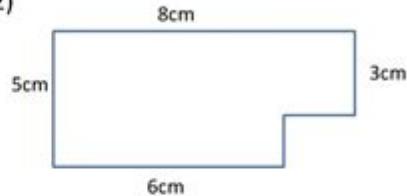
Work out the area of the following shapes (not to scale):

1)



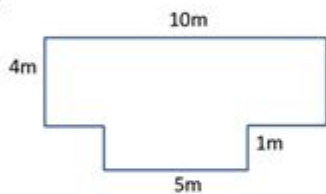
Area = \_\_\_\_\_ cm<sup>2</sup>

2)



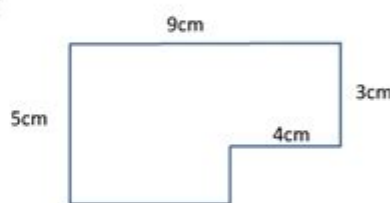
Area = \_\_\_\_\_ cm<sup>2</sup>

3)



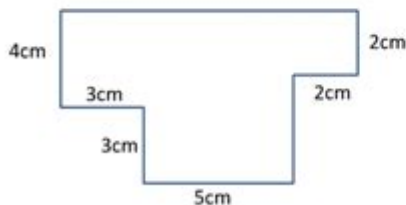
Area = \_\_\_\_\_

4)



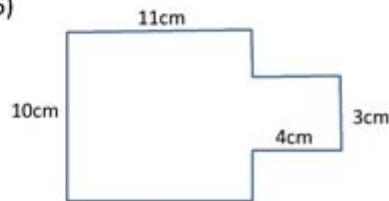
Area = \_\_\_\_\_

5)



Area = \_\_\_\_\_

6)



Area = \_\_\_\_\_



## Area of Rectilinear Figures Worksheet

Understanding the area of rectilinear figures is an essential skill in mathematics, particularly in geometry. Rectilinear figures, characterized by their straight edges and right angles, include shapes such as rectangles, squares, parallelograms, and trapezoids. To master the computation of these areas, students often engage with worksheets specifically designed to hone their skills. This article will delve into the significance of area calculations, the various types of rectilinear figures, methods for calculating their areas, and the benefits of using worksheets for practice.

## Understanding Rectilinear Figures

Rectilinear figures are polygons made up of straight lines. The most common rectilinear figures

include:

- Rectangles: Four-sided figures with opposite sides equal in length and all angles at 90 degrees.
- Squares: A special type of rectangle where all four sides are equal in length.
- Parallelograms: Four-sided figures where opposite sides are equal in length and parallel.
- Trapezoids: Four-sided figures with at least one pair of parallel sides.

These figures are fundamental in geometry and often serve as the building blocks for more complex shapes.

## The Importance of Area Calculation

Calculating the area of rectilinear figures is crucial for several reasons:

1. Practical Applications: Knowing how to calculate area is vital in real-life situations, such as determining land area for construction, calculating materials needed for flooring, and planning garden layouts.
2. Foundation for Advanced Mathematics: Area calculations form the basis for understanding more complex mathematical concepts, including volume and surface area.
3. Critical Thinking Skills: Working through area problems helps enhance analytical skills, fostering a systematic approach to problem-solving.

## Formulas for Area Calculation

Each type of rectilinear figure has a specific formula for calculating its area. Below are the formulas for the most common rectilinear figures:

### 1. Rectangle

The area  $(A)$  of a rectangle can be calculated using the formula:

$$A = l \times w$$

where  $(l)$  is the length and  $(w)$  is the width.

### 2. Square

For a square, the area can be calculated as:

$$A = s^2$$

where  $(s)$  is the length of one side.

### 3. Parallelogram

The area  $(A)$  of a parallelogram is given by:

$$A = b \times h$$

where  $(b)$  is the base and  $(h)$  is the height.

### 4. Trapezoid

For a trapezoid, the area is calculated using the formula:

$$A = \frac{1}{2} \times (b_1 + b_2) \times h$$

where  $(b_1)$  and  $(b_2)$  are the lengths of the two parallel sides, and  $(h)$  is the height.

## Creating an Area of Rectilinear Figures Worksheet

An effective worksheet on the area of rectilinear figures should include a variety of problems that challenge students at different skill levels. Here's a guide on how to create an engaging and educational worksheet.

### 1. Problem Types

Include a mix of the following problem types:

- Direct Calculation: Provide the dimensions of a figure, and ask students to calculate the area directly.
- Word Problems: Present real-life scenarios where students must determine the area based on given information.
- Mixed Figures: Combine different rectilinear figures in a single problem, requiring students to calculate the total area.

### 2. Example Problems

Here are some example problems to include in the worksheet:

- Problem 1: Calculate the area of a rectangle with a length of 8 cm and a width of 5 cm.
- Problem 2: A square has a side length of 4 m. What is its area?
- Problem 3: Find the area of a parallelogram with a base of 10 inches and a height of 6 inches.
- Problem 4: A trapezoid has bases of 6 cm and 10 cm, with a height of 4 cm. What is its area?

### 3. Answer Key

An answer key should be provided to allow students to check their work. Here are the answers to the example problems:

- Answer 1:  $(A = 8 \times 5 = 40 \text{ cm}^2)$
- Answer 2:  $(A = 4^2 = 16 \text{ m}^2)$
- Answer 3:  $(A = 10 \times 6 = 60 \text{ inches}^2)$
- Answer 4:  $(A = \frac{1}{2} \times (6 + 10) \times 4 = \frac{1}{2} \times 16 \times 4 = 32 \text{ cm}^2)$

## Benefits of Using Area Worksheets

Worksheets focused on the area of rectilinear figures provide numerous benefits for students:

### 1. Reinforcement of Concepts

Worksheets help reinforce the formulas and techniques learned in class. Repetition through practice solidifies understanding and helps students retain information.

### 2. Variety of Problems

By offering a range of problems, worksheets expose students to different scenarios and challenges, enhancing their problem-solving skills and adaptability.

### 3. Self-Paced Learning

Worksheets allow students to work at their own pace. They can spend more time on challenging problems and quickly move through those they find easier.

### 4. Assessment Tool

Educators can use worksheets as a form of assessment to gauge students' understanding of area calculations. This feedback is essential for tailoring future lessons.

## Conclusion

In conclusion, an area of rectilinear figures worksheet serves as a vital educational tool in mastering

geometric concepts. By understanding the different types of rectilinear figures and their area calculations, students build a strong foundation for future mathematical endeavors. Through well-structured worksheets, educators can facilitate effective learning experiences that not only enhance students' computational skills but also foster a deeper appreciation for geometry in everyday life.

## **Frequently Asked Questions**

### **What is a rectilinear figure?**

A rectilinear figure is a shape made up of straight lines and can include polygons like rectangles, squares, and triangles.

### **How do you calculate the area of a rectangle?**

To calculate the area of a rectangle, multiply its length by its width ( $\text{Area} = \text{Length} \times \text{Width}$ ).

### **What formula is used to find the area of a square?**

The area of a square is found using the formula  $\text{Area} = \text{Side} \times \text{Side}$ , or  $\text{Area} = \text{Side}^2$ .

### **Can the area of irregular rectilinear figures be calculated using a worksheet?**

Yes, irregular rectilinear figures can be broken down into smaller rectangles or squares, and their areas can be calculated and summed on a worksheet.

### **What is the area of a rectangle with a length of 8 cm and a width of 3 cm?**

The area is  $24 \text{ cm}^2$  ( $\text{Area} = 8 \text{ cm} \times 3 \text{ cm}$ ).

### **How do you find the area of a composite rectilinear figure?**

To find the area of a composite rectilinear figure, divide it into simpler shapes, calculate the area of each shape, and then sum the areas.

### **What units are used to measure the area in worksheets for rectilinear figures?**

Area is typically measured in square units, such as square centimeters ( $\text{cm}^2$ ), square meters ( $\text{m}^2$ ), or square inches ( $\text{in}^2$ ).

### **What types of problems can be found on an area of rectilinear figures worksheet?**

Problems may include finding the area of individual shapes, calculating the area of composite figures, and applying area concepts to real-world scenarios.

## Are there any online resources for practicing area of rectilinear figures?

Yes, there are many online educational platforms that offer interactive worksheets and quizzes for practicing the area of rectilinear figures.

## What skills do students develop by working on area of rectilinear figures worksheets?

Students develop skills in geometry, measurement, problem-solving, and critical thinking by working on these worksheets.

Find other PDF article:

<https://soc.up.edu.ph/05-pen/files?ID=noj73-9725&title=america-the-pocket-guide-the-colonial-williamsburg-foundation.pdf>

## Area Of Rectilinear Figures Worksheet

**"area" "region" "zone" "district"**

area 60 years ago, half French people were still living in ...

[illegible]

86 ...

□ □ □ □ □ □ □ □ □ □ □ □ □ □ □ □ □ □ □ □

Apr 27, 2024 ·  ...

□□□□□□□□□□□□□□□□□□□□

025 0510 0511 ...

0571 0574 0577 0575 0572 0573 ...

*“area” “region” “zone” “district” ...*

area 60 years ago, half French people were still ...

□ □ □ □ □ □ □ □ □ □ □ □ □ □ □ □ □ □ □ □

86

□ □ □ □ □ □ □ □ □ □ □ □ □ □ □ □ □ □ □ □

Apr 27, 2024 ·  ...

□ □ □ □ □ □ □ □ □ □ □ □ □ □ □ □ □ □ □ □

[illegible]

0571 0574 0577 0575 0572 ...

[Back to Home](#)