



Area Of Rectangles And Squares Worksheet


Name: _____


Area of Squares and Rectangles


Find the area.


1) 

2) 

3) 

4) 

5) 

6) 

© copyright 2023 For Personal and Educational Use Only <https://k12mathworksheets.com>

Area of rectangles and squares worksheet is an essential resource for students and educators alike, designed to enhance understanding of geometric concepts. Mastering the area of these two fundamental shapes is crucial not only in mathematics but also in real-world applications. This article will explore the importance of area calculation, provide a detailed guide on how to determine the area of rectangles and squares, and present a sample worksheet that educators can use in the classroom.

Understanding the Basics

Before diving into the calculations, it is vital to comprehend what rectangles and squares are, along with their properties.

Rectangles

A rectangle is a four-sided polygon (quadrilateral) with opposite sides that are equal in length and four right angles (90 degrees). The formula for calculating the area of a rectangle is straightforward:

- **Area = Length × Width**

Where:

- Length is one of the longer sides of the rectangle.
- Width is one of the shorter sides.

Squares

A square is a special type of rectangle where all four sides are equal in length. Consequently, the formula for calculating the area of a square simplifies to:

- **Area = Side × Side** or **Area = Side²**

Where:

- Side is the length of one side of the square.

Importance of Area Calculation

Understanding how to calculate the area of rectangles and squares is crucial for several reasons:

1. **Real-World Applications:** Knowledge of area helps in various fields, such as construction, landscaping, and interior design, where measuring space accurately is necessary.
2. **Foundation for Advanced Concepts:** Mastering these basic shapes lays the groundwork for more complex geometrical concepts, including the area of triangles, circles, and other polygons.
3. **Problem-Solving Skills:** Working on area problems enhances critical thinking and analytical skills, as students learn to apply formulas in various contexts.
4. **Preparation for Standardized Tests:** Many standardized tests feature questions involving area calculations, making it imperative for students to practice and

understand these concepts.

How to Calculate Area

Calculating the area of rectangles and squares can be made simple through a systematic approach. Here's a step-by-step guide:

Step 1: Identify the Shape

Determine whether the shape you are working with is a rectangle or a square.

Step 2: Measure the Sides

For rectangles, measure the length and width. For squares, measure one side (since all sides are equal).

Step 3: Apply the Formula

Use the appropriate formula to calculate the area:

- For rectangles: Multiply the length by the width.
- For squares: Square the length of one side.

Step 4: Calculate and Interpret the Result

Perform the calculation and interpret the result in the context of the problem. Remember, the area will be expressed in square units (e.g., square meters, square feet).

Sample Problems and Worksheet

To aid in learning, it is beneficial to have a worksheet that provides practice problems. Below is a sample worksheet format that can be used to reinforce the concepts of area calculation.

Worksheet: Area of Rectangles and Squares

Instructions: Calculate the area for each shape and show your work.

1. Rectangle A

- Length: 8 cm

- Width: 5 cm

- Area: _____ cm^2

2. Square A

- Side: 6 m

- Area: _____ m^2

3. Rectangle B

- Length: 10 in

- Width: 4 in

- Area: _____ in^2

4. Square B

- Side: 7 ft

- Area: _____ ft^2

5. Calculate the area of a rectangle with a length of 15 mm and a width of 10 mm. Show your calculations:

- Area: _____ mm^2

6. A garden in the shape of a square has one side measuring 9 m. What is the area of the garden?

- Area: _____ m^2

7. If a rectangular pool has a length of 12 ft and a width of 3 ft, what is the area of the pool?

- Area: _____ ft^2

8. A square tile has a side length of 2 ft. Calculate the area of one tile.

- Area: _____ ft^2

9. A rectangular field measures 20 m by 15 m. What is the area of the field?

- Area: _____ m^2

10. If a square picture frame has a side length of 8 inches, what is the area of the frame?

- Area: _____ in^2

Conclusion

The **area of rectangles and squares worksheet** serves as an invaluable tool for both educators and students. By understanding the formulas and practicing problems, students can build a solid foundation in geometry that will serve them well in their academic journeys. Regular practice with worksheets can greatly enhance a student's proficiency in

calculating areas, ultimately leading to greater confidence in tackling more complex mathematical concepts. Through engaging exercises, we encourage learners to explore and enjoy the world of geometry.

Frequently Asked Questions

What is the formula for calculating the area of a rectangle?

The formula for calculating the area of a rectangle is $\text{Area} = \text{length} \times \text{width}$.

How can I create a worksheet to practice finding the area of squares?

To create a worksheet, list several squares with different side lengths and ask students to calculate the area using the formula $\text{Area} = \text{side} \times \text{side}$.

What are some common mistakes students make when calculating the area of rectangles?

Common mistakes include confusing length and width, forgetting to multiply both dimensions, or using incorrect units.

How can I incorporate word problems into an area of rectangles and squares worksheet?

You can create word problems that involve real-life scenarios, such as determining how much paint is needed for a rectangular wall, using the area formula.

What tools can I use to create an interactive area worksheet for students?

You can use online platforms like Google Forms, Canva, or educational websites that offer customizable worksheets to make the learning experience interactive.

Find other PDF article:

<https://soc.up.edu.ph/45-file/pdf?docid=mgt74-4699&title=osmosis-practice-answer-key.pdf>

Area Of Rectangles And Squares Worksheet

"area" "region" "zone" "district"

area 60 years ago, half French people were still living in the

rural area. region

Apr 27, 2024 · 00

Apr 27, 2024 · 00

02505100511051205130514

05710574057705750572057305790570057605780580

020066+075+076+ “ ”

wland - Sep 6, 2024 · wlandWland1. **

+86+086+0086 3 86 28

10551—20552—30553—40554—50555—60556—70557—80558—

manwa - Feb 4, 2025 · manwa https://manwa.site https://manwa.life https://manwa.biz

“area”“region”“zone”“district” area 60 years ago, half French people were still living in the rural area. region the Arctic regions

086 1 010

Apr 27, 2024 · +86 [] [00]

0250510051105120513

