

Area Of A Triangle Worksheet

Name: _____

Finding Area of Triangles

To find the area of a triangle, multiply $\frac{1}{2}$ times the product of the base and the height.

For example:

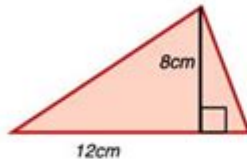


Area = $\frac{1}{2}bh$ If $b = 9$ n and $h = 4$ in, the area would be

$$\frac{1}{2}(9 \times 4) = \frac{1}{2}(36) = 18 \text{ in.}$$

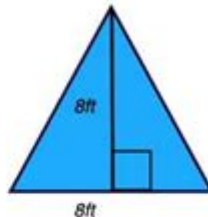
Directions: Find the area of each triangle below.

1.



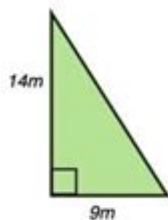
Area = _____

3.



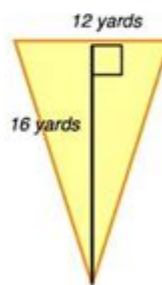
Area = _____

2.



Area = _____

4.



Area = _____

© www.HaveFunTeaching.com

Area of a triangle worksheet is an essential educational resource for students learning about geometry. Understanding how to calculate the area of a triangle is fundamental in mathematics and is applicable in various real-life scenarios, from architecture to engineering. In this article, we will explore the concept of the area of a triangle, methods for calculating it, and how worksheets can aid in mastering this skill.

Understanding the Triangle

Triangles are one of the simplest yet most important shapes in geometry. A triangle consists of three sides, three angles, and three vertices. The area of a triangle can be understood as the amount of space enclosed within its three sides.

Types of Triangles

Before diving into the calculations, it is crucial to recognize the different types of triangles based on their sides and angles:

- **By Sides:**

- *Equilateral Triangle*: All three sides are equal.
- *Isosceles Triangle*: Two sides are equal.
- *Scalene Triangle*: All sides are of different lengths.

- **By Angles:**

- *Acute Triangle*: All angles are less than 90 degrees.
- *Right Triangle*: One angle is exactly 90 degrees.
- *Obtuse Triangle*: One angle is greater than 90 degrees.

Formula for Calculating the Area of a Triangle

The area of a triangle can be calculated using several methods, depending on the information available. The most commonly used formula is:

$$\text{Area} = \frac{1}{2} \times \text{Base} \times \text{Height}$$

Where:

- Base refers to the length of one side of the triangle.
- Height is the perpendicular distance from the base to the opposite vertex.

Different Methods to Calculate Area

Aside from the basic formula, there are other methods to calculate the area of a triangle, especially when more information is provided:

1. Using Heron's Formula:

This method is useful when the lengths of all three sides are known. First, calculate the semi-

perimeter (s):

$$s = \frac{a + b + c}{2}$$

Then, the area (A) can be calculated as:

$$A = \sqrt{s(s-a)(s-b)(s-c)}$$

Where a , b , and c are the lengths of the sides.

2. Using Trigonometry:

If we know two sides and the included angle (θ), the area can be calculated using:

$$A = \frac{1}{2}ab \sin(\theta)$$

Where a and b are the lengths of the two sides.

3. Coordinate Geometry:

If the vertices of the triangle are given in a coordinate plane, the area can be calculated using the formula:

$$A = \frac{1}{2} | x_1(y_2 - y_3) + x_2(y_3 - y_1) + x_3(y_1 - y_2) |$$

Where (x_1, y_1) , (x_2, y_2) , (x_3, y_3) are the coordinates of the vertices.

The Importance of Area of a Triangle Worksheets

Worksheets focusing on the area of a triangle are invaluable tools in the learning process. They provide students with the opportunity to practice and reinforce their understanding of the concepts and formulas involved.

Benefits of Using Worksheets

1. Practice Makes Perfect:

Worksheets offer a variety of problems that enable students to practice different methods of calculating the area of a triangle. Repeated practice helps solidify the concepts.

2. Immediate Feedback:

Many worksheets come with answer keys, allowing students to check their work and understand any mistakes they may have made.

3. Different Skill Levels:

Worksheets can be tailored to different skill levels, from basic problems for beginners to more complex challenges involving Heron's formula or trigonometry.

4. Engagement and Motivation:

Interactive worksheets can include puzzles or games that make learning about triangles and their

areas more engaging and enjoyable.

Types of Problems in Area of a Triangle Worksheets

A well-structured area of a triangle worksheet may include various types of problems:

1. Basic Calculation Problems:

- Find the area of a triangle with a base of 10 cm and a height of 5 cm.
- Calculate the area of a triangle with side lengths of 7 cm, 10 cm, and 12 cm using Heron's formula.

2. Word Problems:

- A triangular garden has a base of 15 meters and a height of 10 meters. What is the area of the garden?
- A triangular piece of land is formed by three corners with coordinates (1,2), (4,5), and (7,2). Find the area.

3. Application of Formulas:

- Use the given angle and two sides to find the area of a triangle.
- Given the coordinates of the vertices, calculate the area using the coordinate geometry method.

How to Create Your Own Area of a Triangle Worksheet

Creating a personalized worksheet can be a fun and effective way to reinforce learning. Here's a step-by-step guide:

1. **Determine the Objective:** Decide what specific skills you want to focus on, such as basic area calculations, Heron's formula, or applications of trigonometry.
2. **Select Problem Types:** Choose a mix of problem types (calculation, word problems, applications) to create variety.
3. **Vary Difficulty Levels:** Include problems that range from easy to challenging to cater to all skill levels.
4. **Provide Space for Solutions:** Ensure there is enough room for students to show their work and calculations.
5. **Include an Answer Key:** Provide solutions to enable students to check their work.

Conclusion

The **area of a triangle worksheet** is a vital educational tool that helps students grasp the essential

concept of triangle area calculation. By understanding different methods and practicing through worksheets, students can enhance their mathematical skills and confidence. Whether through classroom assignments or personalized worksheets, consistent practice will lead to mastery of this foundational concept in geometry.

Frequently Asked Questions

What is the formula for calculating the area of a triangle?

The area of a triangle can be calculated using the formula: $\text{Area} = \frac{1}{2} \text{ base height}$.

How can I use the area of a triangle worksheet to improve my math skills?

An area of a triangle worksheet provides practice problems that help reinforce the formula and improve problem-solving skills related to geometry.

Are there different methods to find the area of a triangle besides base and height?

Yes, other methods include using Heron's formula, which requires the lengths of all three sides, and the sine formula, which uses two sides and the included angle.

What types of triangles can be included in an area of a triangle worksheet?

The worksheet can include various types of triangles such as equilateral, isosceles, and scalene triangles.

Can an area of a triangle worksheet help with understanding real-life applications?

Yes, it can help students understand how the area of triangles applies in real-world scenarios, such as architecture, land surveying, and design.

How do I create my own area of a triangle worksheet?

You can create your own worksheet by including various triangle problems with different bases and heights, or using side lengths and angles for more complexity.

What grade level is appropriate for an area of a triangle worksheet?

Area of a triangle worksheets are typically suitable for middle school students, but they can also be adapted for higher or lower grade levels depending on the complexity.

What resources are available for finding area of a triangle worksheets?

There are many online platforms, educational websites, and math workbooks that offer free or paid area of a triangle worksheets.

How can technology enhance the learning experience with area of a triangle worksheets?

Using interactive apps and software can provide instant feedback, visual aids, and practice problems that make learning about the area of triangles more engaging.

What common mistakes should students watch for when calculating the area of a triangle?

Students should be careful not to confuse base and height, remember to use the correct units, and ensure they are applying the formula correctly.

Find other PDF article:

<https://soc.up.edu.ph/50-draft/files?docid=ULH06-0057&title=reasons-to-study-psychology.pdf>

Area Of A Triangle Worksheet

“area” “region” “zone” “district” _____

area _____ 60 years ago, half French people were still living in the rural area. region _____ ...

_____ 86 _____ 1 _____
_____ ...

Apr 27, 2024 · _____ 00 _____
_____ ...

_____ 025 _____ 0510 _____ 0511 _____ 0512 _____ 0513 _____
_____ 0514 _____ ...

_____ 0571 _____ 0574 _____ 0577 _____ 0575 _____ 0572 _____ 0573 _____ 0579 _____ 0570 _____
_____ 0576 _____ 0578 _____ 0580 ...

_____ - _____

_____ 020 _____ 066+ _____ 075+ _____ 076+ _____ “ ” _____

□□□□□□□□□□□□□□ 1□0551—□□□ 2□0552—□□□ 3□0553—□□□ 4□0554—□□□ 5□0555—□□□□ 6□0556—□□□
7□0557—□□□□ 8□0558—□□□□□□□□ 9□0559—□□□□ 10□0550—□□□□ 11□0561—□□□□ 12□0562—□□□□ 13□0563—□

140564—150566— ...

manwa -

Feb 4, 2025 · manwa https://manwa.site
https://manwa.life https://manwa.biz https://manwa.asia https://manwa.fun
 ...

Unlock the secrets of geometry with our 'Area of a Triangle Worksheet.' Perfect for practice and mastery. Discover how to calculate area effectively!

[Back to Home](#)