

# Are We Similar Worksheet Answers

Name \_\_\_\_\_

Proofs with Similar Triangles

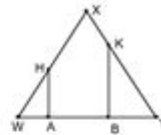
Date \_\_\_\_\_

Staple your proofs to this worksheet.

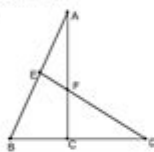
1. Given:  $\overline{CB} \perp \overline{BA}$ ,  $\overline{CD} \perp \overline{DE}$   
 Prove:  $\triangle ABC \sim \triangle EDC$



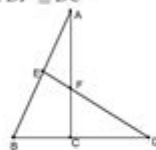
2. Given:  $\overline{XW} \perp \overline{XY}$ ,  $\overline{HA} \perp \overline{WY}$ ,  $\overline{KB} \perp \overline{WY}$   
 Prove:  $\triangle HWA \sim \triangle YKB$



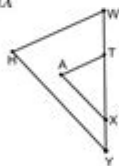
3. Given:  $\overline{AC} \perp \overline{BD}$  and  $\overline{DE} \perp \overline{AB}$   
 Prove:  $\triangle EFA \sim \triangle CFD$



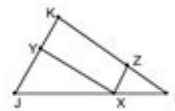
4. Given:  $\overline{AE} \cong \overline{AF}$  and  $\overline{DF} \cong \overline{DC}$   
 Prove:  $\frac{AF}{DF} = \frac{EF}{FC}$



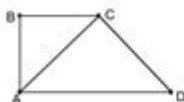
5. Given:  $\overline{HW} \parallel \overline{TA}$ ,  $\overline{HY} \parallel \overline{AX}$   
 Prove:  $\frac{AX}{AT} = \frac{HY}{HW}$



6. Given:  $\overline{XY} \parallel \overline{LK}$ ,  $\overline{XZ} \parallel \overline{JK}$   
 Prove:  $JY \cdot ZL = XZ \cdot YX$



7. Given:  $\overline{AB} \perp \overline{BC}$ ,  $\overline{AB} \perp \overline{AD}$ ,  $\overline{AC} \perp \overline{CD}$   
 Prove:  $BC \cdot AD = (AC)^2$



- 8\* Prove that the intersection of the diagonals of a trapezoid divides the diagonals proportionally.

**Are we similar worksheet answers** can be an essential part of various educational settings, particularly in classrooms that focus on social studies, psychology, or even interpersonal communication. These worksheets aim to help students explore similarities and differences among their peers, fostering a deeper understanding of diversity and identity. In this article, we'll delve into what these worksheets typically include, how to effectively analyze the answers, and the educational benefits they provide.

## Understanding the "Are We Similar" Worksheet

The "Are We Similar" worksheet is designed to encourage students to reflect on their own identities while comparing them with others. The primary goal is to facilitate discussions about similarities and differences in various aspects such as interests, backgrounds, and

beliefs. These worksheets can take various forms, including questions, prompts, and diagrams that guide students in their reflections.

## Key Components of the Worksheet

Typically, a worksheet on this topic may include:

- **Personal Reflection Questions:** Questions that ask students to consider their own characteristics, such as favorite hobbies, cultural backgrounds, and family traditions.
- **Comparison Charts:** Tables where students can list their traits alongside those of their peers to visually see similarities and differences.
- **Group Discussion Prompts:** Scenarios or questions designed to provoke dialogue among students, encouraging them to share their answers and insights.

## How to Approach "Are We Similar" Worksheet Answers

When students complete the "Are We Similar" worksheet, it's crucial to approach their answers thoughtfully. Here are some tips for doing so:

### 1. Encourage Open-mindedness

In discussions surrounding the answers, foster an environment where students feel safe to express their thoughts and feelings. Open-mindedness is key to understanding and appreciating the diversity present in the classroom.

### 2. Promote Active Listening

Encourage students to listen actively to their peers. This not only helps in understanding different perspectives but also reinforces the idea that everyone's experiences and backgrounds are valuable.

### 3. Facilitate Group Discussions

Once the worksheets are completed, organize group discussions where students can share their answers. This can lead to valuable insights and help students recognize commonalities

they might not have considered.

## **Analyzing the Answers**

Analyzing the answers provided in these worksheets can yield valuable insights into the classroom dynamics. Here's how to effectively analyze the responses:

### **1. Identify Common Themes**

Look for recurring themes in the answers. For instance, if a majority of students share similar hobbies or cultural practices, this can be a springboard for discussions about why these similarities exist.

### **2. Explore Differences**

Equally important is to explore the differences highlighted in the worksheets. Understanding why certain students have different experiences or interests can lead to rich conversations about diversity and acceptance.

### **3. Create Action Plans**

Based on the analysis, consider creating action plans that promote inclusivity and celebrate diversity. This could include group projects, cultural exchange days, or collaborative activities that draw on the strengths of each student.

## **The Educational Benefits of "Are We Similar" Worksheets**

The implementation of "Are We Similar" worksheets provides numerous educational benefits that extend beyond the classroom. Here are a few key advantages:

### **1. Enhances Social Skills**

These worksheets serve as a platform for students to practice communication and interpersonal skills. By discussing similarities and differences, they learn to articulate their thoughts and engage with others respectfully.

## 2. Fosters Empathy and Understanding

By exploring each other's backgrounds and experiences, students cultivate empathy. Understanding peers' perspectives can help reduce prejudice and foster a more inclusive environment.

## 3. Encourages Self-Reflection

The personal reflection aspect of these worksheets encourages students to think critically about who they are. This self-reflection can lead to greater self-awareness and confidence.

## Best Practices for Educators

To maximize the effectiveness of "Are We Similar" worksheets, educators should consider the following best practices:

### 1. Tailor to Age Groups

Ensure that the questions and prompts are age-appropriate. Younger students may benefit from more straightforward questions, while older students can engage with more complex themes.

### 2. Incorporate Multimedia

To make the activity more engaging, consider incorporating multimedia elements, such as videos or images, that relate to the concepts of similarity and diversity.

### 3. Continuous Evaluation

Regularly assess the effectiveness of the worksheets and discussions. Gather feedback from students to understand what aspects they found helpful or challenging.

## Conclusion

In conclusion, the exploration of **are we similar worksheet answers** serves as a valuable tool in promoting understanding, empathy, and social skills among students. By engaging with these worksheets, students not only learn more about themselves but also about their peers, ultimately fostering a more inclusive and supportive classroom environment.

Educators who implement these activities with care can significantly enhance their students' learning experiences, paving the way for a more harmonious society.

## **Frequently Asked Questions**

### **What is the purpose of the 'Are We Similar' worksheet?**

The purpose of the 'Are We Similar' worksheet is to help students explore and identify similarities and differences among themselves, fostering inclusivity and understanding.

### **How can the 'Are We Similar' worksheet benefit students in a classroom setting?**

It can promote teamwork, encourage open discussions about diversity, and enhance social skills by highlighting common interests and backgrounds.

### **What types of questions are typically included in the 'Are We Similar' worksheet?**

Questions usually cover areas such as hobbies, family backgrounds, cultural practices, and personal preferences to draw connections between students.

### **Can the 'Are We Similar' worksheet be adapted for different age groups?**

Yes, the worksheet can be tailored with age-appropriate language and questions to suit various educational levels, from elementary to high school.

### **What is a common challenge teachers face when using the 'Are We Similar' worksheet?**

A common challenge is ensuring that all students feel comfortable sharing personal information, so creating a safe environment is essential.

### **How can teachers facilitate discussions based on the 'Are We Similar' worksheet?**

Teachers can encourage group discussions, ask open-ended questions, and guide students to share their findings respectfully and thoughtfully.

### **What skills can students develop by completing the 'Are We Similar' worksheet?**

Students can develop critical thinking, communication, empathy, and interpersonal skills as they engage with their peers.

# Are there online resources available for creating 'Are We Similar' worksheets?

Yes, many educational websites offer customizable templates and examples for creating engaging and interactive 'Are We Similar' worksheets.

Find other PDF article:

<https://soc.up.edu.ph/15-clip/pdf?docid=Qfc95-2292&title=cool-hand-luke-analysis.pdf>

## Are We Similar Worksheet Answers

### **Meetings Emails disappear after "Accept". Where do they go?**

Aug 1, 2018 · Meetings Emails disappear after "Accept". Where do they go? Just as the title describes, I can't figure out where to find meeting events that we receive via email that ask us ...

### Can I restore a deleted chat/conversation in Microsoft Teams ...

Hi,I have deleted a chat/conversation in Microsoft teams application two days ago. Is there any way I can restore the deleted chat now?

### **How can I copy or clone my sharepoint site? - Microsoft Community**

So, we think the root cause of your problem is you are using SharePoint Online (modern sites), according to the official article Save, download, and upload a SharePoint site as a template.

### *Cannot get rid of Read Ai addon in Teams - Microsoft Community*

Sep 2, 2024 · Hello Please i need your help on this issue. We need to get rid of Read Ai, add-on on Teams. I have blocked everything for Read AI, that I could, but it's still showing up in ...

### 🎮WeGame🎮🎮🎮🎮🎮 - 🎮

🎮🎮🎮🎮🎮🎮🎮🎮🎮🎮🎮🎮WeGame🎮🎮🎮🎮🎮🎮🎮🎮🎮🎮🎮🎮...

### 🎮🎮office🎮🎮🎮🎮🎮 - 🎮

🎮🎮🎮🎮🎮🎮office365🎮🎮🎮🎮🎮🎮🎮🎮office🎮🎮🎮🎮🎮🎮🎮🎮🎮🎮🎮🎮🎮Program  
files/Microsoft office🎮🎮🎮🎮🎮 ...

### *Appdata local temp safe to delete - Microsoft Community*

We are excited to announce that soon, the Windows forum is available exclusively on Microsoft Q&A. This change will help us provide a more streamlined and efficient experience for all your ...

### **How to resolve "You can't paste this here because the Copy area ...**

In this example, we are copying the range A1:AH84 from the original worksheet and pasting it into the first worksheet of the new workbook. You can adjust the range to match the size of your data.

### 🎮🎮🎮🎮Wegame? - 🎮

🎮🎮🎮Wegame🎮🎮🎮🎮🎮🎮🎮🎮🎮🎮🎮🎮🎮🎮🎮🎮🎮🎮🎮🎮

## How to seamlessly transfer the ownership of MS Outlook Teams ...

Dec 18, 2023 · We are on O365 I need to transfer the ownership of MS Outlook Teams meeting to a colleague, so that the transfer is seamless to the attendees. That is, attendees don't ...

## Meetings Emails disappear after "Accept". Where do they go?

Aug 1, 2018 · Meetings Emails disappear after "Accept". Where do they go? Just as the title describes, I can't figure out where to find meeting events that we receive via email that ask us ...

## Can I restore a deleted chat/conversation in Microsoft Teams ...

Hi,I have deleted a chat/conversation in Microsoft teams application two days ago. Is there any way I can restore the deleted chat now?

## How can I copy or clone my sharepoint site? - Microsoft Community

So, we think the root cause of your problem is you are using SharePoint Online (modern sites), according to the official article Save, download, and upload a SharePoint site as a template.

## Cannot get rid of Read Ai addon in Teams - Microsoft Community

Sep 2, 2024 · Hello Please i need your help on this issue. We need to get rid of Read Ai, add-on on Teams. I have blocked everything for Read AI, that I could, but it's still showing up in ...

## WeGame -

WeGame...

## office -

office365office Program files/Microsoft office ...

## Appdata local temp safe to delete - Microsoft Community

We are excited to announce that soon, the Windows forum is available exclusively on Microsoft Q&A. This change will help us provide a more streamlined and efficient experience for all your ...

## How to resolve "You can't paste this here because the Copy area ...

In this example, we are copying the range A1:AH84 from the original worksheet and pasting it into the first worksheet of the new workbook. You can adjust the range to match the size of your data.

## Wegame? -

Wegame

## How to seamlessly transfer the ownership of MS Outlook Teams ...

Dec 18, 2023 · We are on O365 I need to transfer the ownership of MS Outlook Teams meeting to a colleague, so that the transfer is seamless to the attendees. That is, attendees don't receive ...

Discover insightful answers to the 'Are We Similar' worksheet. Enhance your understanding and learn more about the key concepts today!

[Back to Home](#)