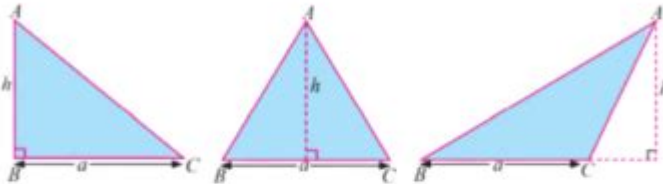


# Area Of Triangle Worksheet With Answers

## Answer key



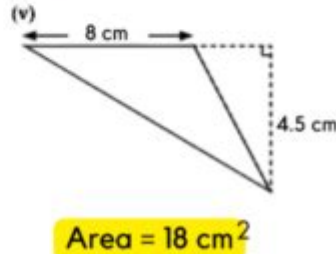
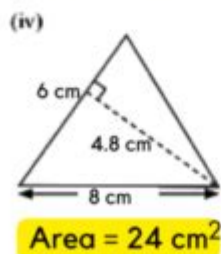
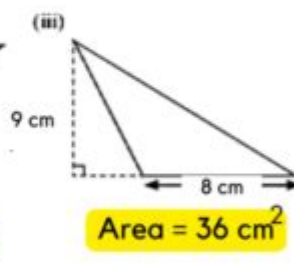
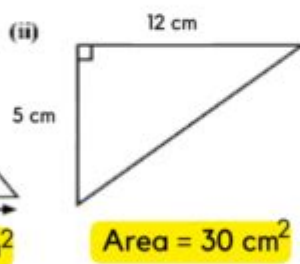
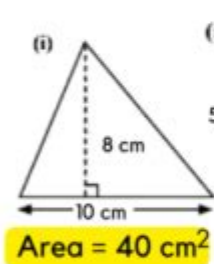
## Area of a Triangle



$$\text{Area} = \frac{1}{2} \times \text{Base} \times \text{Perpendicular height}$$

(a) (h)

Direction: Find the area of each of the triangle given below.



WORKSHEETSGO

## Area of Triangle Worksheet with Answers

When it comes to geometry, one of the fundamental shapes that students encounter is the triangle. Understanding how to calculate the area of a triangle is crucial not only for academic success but also for practical applications in various fields such as architecture, engineering, and various design disciplines. This article provides a comprehensive overview of the area of a triangle, including methods of calculation, a worksheet with problems, and complete answers to those problems.

## Understanding the Area of a Triangle

The area of a triangle is defined as the space enclosed within the three sides of the triangle. The most common formula for calculating the area of a triangle is:

$$\text{Area} = \frac{1}{2} \times \text{base} \times \text{height}$$

Where:

- Base refers to the length of one side of the triangle, which is chosen as a reference side.
- Height is the perpendicular distance from the chosen base to the opposite vertex.

There are also alternative formulas for calculating the area based on specific types of triangles and given parameters.

## Types of Triangles

1. Equilateral Triangle: All three sides are equal, and all angles measure 60 degrees. The formula for the area is:

$$\text{Area} = \frac{\sqrt{3}}{4} a^2$$

Where  $a$  is the length of a side.

2. Isosceles Triangle: Two sides are of equal length. The area can still be calculated using the standard formula or by using:

$$\text{Area} = \frac{b \times h}{2}$$

Where  $b$  is the base and  $h$  is the height.

3. Scalene Triangle: All sides and angles are different. The area can be calculated using Heron's formula:

$$s = \frac{a + b + c}{2}$$

$$\text{Area} = \sqrt{s(s-a)(s-b)(s-c)}$$

Where  $a, b, c$  are the lengths of the sides, and  $s$  is the semi-perimeter.

4. Right Triangle: One angle measures 90 degrees. The area can be calculated using:

$$\text{Area} = \frac{1}{2} a \times b$$

Where  $a$  and  $b$  are the lengths of the two perpendicular sides.

## Worksheet on Area of Triangles

Below is a worksheet with a series of problems designed to test your understanding of how to calculate the area of triangles.

### Problems

1. Calculate the area of a triangle with a base of 10 cm and a height of 5 cm.
2. Find the area of an equilateral triangle with a side length of 6 cm.
3. A right triangle has legs measuring 8 cm and 6 cm. What is the area of this triangle?

4. Determine the area of a scalene triangle with sides measuring 7 cm, 8 cm, and 9 cm.
5. An isosceles triangle has a base of 10 cm and a height of 12 cm. Calculate its area.
6. A triangle has an area of  $24 \text{ cm}^2$  and a base of 8 cm. What is the height of the triangle?
7. Find the area of a triangle with a base of 15 m and a height of 10 m.
8. A triangle has sides of lengths 5 cm, 12 cm, and 13 cm. Is this a right triangle, and what is its area?
9. Calculate the area of an equilateral triangle with a side length of 10 cm.
10. A triangle has a base of 14 inches and an area of  $56 \text{ in}^2$ . What is the height of the triangle?

## Answers to the Worksheet Problems

Now let's go through the answers to the worksheet problems one by one.

1.  $\text{Area} = \left( \frac{1}{2} \times 10 \text{ cm} \times 5 \text{ cm} \right) = 25 \text{ cm}^2$
2.  $\text{Area} = \left( \frac{\sqrt{3}}{4} \times 6^2 \right) = \frac{\sqrt{3}}{4} \times 36 = 9\sqrt{3} \text{ cm}^2 \approx 15.59 \text{ cm}^2$
3.  $\text{Area} = \left( \frac{1}{2} \times 8 \text{ cm} \times 6 \text{ cm} \right) = 24 \text{ cm}^2$
4. Using Heron's formula, first find  $\left( s = \frac{7 + 8 + 9}{2} = 12 \right)$ .  
Then:  

$$\text{Area} = \sqrt{12(12-7)(12-8)(12-9)} = \sqrt{12 \times 5 \times 4 \times 3} = \sqrt{720} \approx 26.83 \text{ cm}^2$$
5.  $\text{Area} = \left( \frac{1}{2} \times 10 \text{ cm} \times 12 \text{ cm} \right) = 60 \text{ cm}^2$
6.  $\text{Area} = \left( 24 \text{ cm}^2 = \frac{1}{2} \times 8 \text{ cm} \times h \right) \rightarrow \left( h = \frac{24 \times 2}{8} = 6 \text{ cm} \right)$
7.  $\text{Area} = \left( \frac{1}{2} \times 15 \text{ m} \times 10 \text{ m} \right) = 75 \text{ m}^2$
8. Yes, this is a right triangle (5, 12, 13 is a Pythagorean triplet).  $\text{Area} = \left( \frac{1}{2} \times 5 \text{ cm} \times 12 \text{ cm} \right) = 30 \text{ cm}^2$
9.  $\text{Area} = \left( \frac{\sqrt{3}}{4} \times 10^2 \right) = 25\sqrt{3} \text{ cm}^2 \approx 43.30 \text{ cm}^2$
10.  $\text{Area} = \left( 56 \text{ in}^2 = \frac{1}{2} \times 14 \text{ in} \times h \right) \rightarrow \left( h = \frac{56 \times 2}{14} = 8 \text{ in} \right)$

## Conclusion

Understanding how to calculate the area of a triangle is a fundamental skill in geometry that has practical implications in a variety of fields. The formulas and methods outlined in this article provide a solid foundation for solving problems related to triangles. The worksheet and its accompanying answers serve as a valuable resource for students and educators alike, aiding in the mastery of this essential mathematical concept. Whether for classroom use or self-study, practicing these problems will enhance your understanding and confidence in geometry.

## Frequently Asked Questions

### What is the formula to calculate the area of a triangle?

The area of a triangle can be calculated using the formula:  $\text{Area} = \frac{1}{2} \text{ base} \times \text{height}$ .

### How can I create an area of triangle worksheet?

To create an area of triangle worksheet, include various triangles with known base and height measurements, and ask students to calculate the area using the formula.

### What types of triangles can be included in the worksheet?

You can include different types of triangles such as equilateral, isosceles, and scalene triangles in the worksheet.

### Can I include word problems in the area of triangle worksheet?

Yes, including word problems can help students apply the area formula in real-life scenarios, enhancing their understanding.

### What are some common mistakes students make when calculating the area of a triangle?

Common mistakes include confusing base and height, not using the correct formula, and miscalculating multiplication or division.

### How can answers be provided in the area of triangle worksheet?

Answers can be provided at the end of the worksheet or on a separate answer key for students to check their work.

### Is it beneficial to include a variety of triangle

sizes in the worksheet?

Yes, including a variety of triangle sizes can help students practice using the area formula with different numerical values and enhance their skills.

How can I assess understanding through the area of triangle worksheet?

You can assess understanding by including questions that require explanation of the steps taken to find the area, as well as varying difficulty levels.

What software can I use to design the area of triangle worksheet?

You can use software like Microsoft Word, Google Docs, or specialized educational tools like Canva or Adobe Spark to design the worksheet.

Where can I find printable area of triangle worksheets with answers?

Printable area of triangle worksheets with answers can be found on educational websites like Teachers Pay Teachers, Education.com, or Math-Drills.com.

Find other PDF article:  
<https://soc.up.edu.ph/19-theme/files?trackid=QTa41-3459&title=effects-of-the-industrial-revolution-worksheet-answer-key.pdf>

Area Of Triangle Worksheet With Answers

“area” “region” “zone” “district”  
area 60 years ago, half French people were still living in the rural area. region ...

86 1 ...

Apr 27, 2024 · 00 ...

025 0510 0511 0512 0513 0514 0515 ...

[Back to Home](#)