


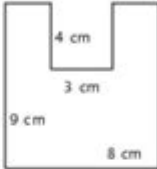
Area And Perimeter Of Shapes Worksheets

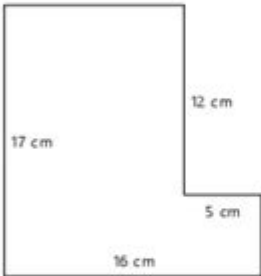
Name: _____

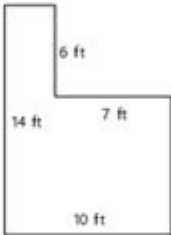
Area and Perimeter of Composite Shapes

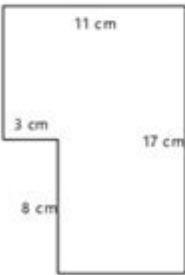
Find the area and perimeter.

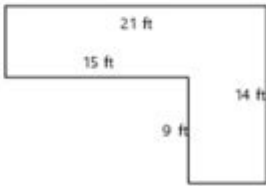
1) 

2) 

3) 

4) 

5) 

6) 

© copyright 2023 For Personal and Educational Use Only <https://k12mathworksheets.com>

Area and perimeter of shapes worksheets are essential educational tools that help students grasp fundamental concepts in geometry. Understanding area and perimeter is crucial for various real-life applications, from estimating the amount of paint needed for a wall to calculating the land area for construction projects. Worksheets designed around these concepts provide structured practice and reinforcement, making them invaluable resources for teachers and parents alike. This article will delve into the significance of area and perimeter, the types of shapes commonly covered in worksheets, and effective strategies for utilizing these resources in educational settings.

Understanding Area and Perimeter

Area and perimeter are two foundational concepts in geometry that describe the dimensions of two-dimensional shapes.

Definition of Area

Area refers to the amount of space contained within a shape. It is measured in square units (e.g., square meters, square feet). The formula for calculating the area varies depending on the shape:

- Rectangle: $\text{Area} = \text{length} \times \text{width}$
- Square: $\text{Area} = \text{side} \times \text{side}$
- Triangle: $\text{Area} = \frac{1}{2} \times \text{base} \times \text{height}$
- Circle: $\text{Area} = \pi \times \text{radius}^2$

Definition of Perimeter

Perimeter, on the other hand, is the total distance around a shape. It is measured in linear units (e.g., meters, feet). The formulas for perimeter also differ by shape:

- Rectangle: $\text{Perimeter} = 2 \times (\text{length} + \text{width})$
- Square: $\text{Perimeter} = 4 \times \text{side}$
- Triangle: $\text{Perimeter} = \text{side1} + \text{side2} + \text{side3}$
- Circle (Circumference): $\text{Perimeter} = 2 \times \pi \times \text{radius}$

The Importance of Area and Perimeter Worksheets

Worksheets focused on area and perimeter serve several educational purposes:

Reinforcement of Concepts

Worksheets provide students with opportunities to practice and reinforce their understanding of area and perimeter. Regular practice helps solidify these concepts, making them easier to recall and apply.

Development of Problem-Solving Skills

By working through area and perimeter problems, students enhance their problem-solving skills. They learn to interpret problems, choose the appropriate formulas, and carry out calculations accurately.

Preparation for Advanced Topics

A solid foundation in area and perimeter prepares students for more advanced topics in geometry, such as surface area, volume, and coordinate geometry. Understanding these basic concepts is

crucial for success in higher-level mathematics.

Engagement and Motivation

Worksheets can be designed to be engaging and interactive, incorporating real-world scenarios that make learning more relatable. This helps to motivate students and maintain their interest in mathematics.

Types of Shapes Covered in Worksheets

Area and perimeter worksheets often cover a variety of geometric shapes to provide comprehensive practice. The following are some common shapes included:

1. Quadrilaterals

Quadrilaterals, including rectangles, squares, and trapezoids, are frequently addressed in area and perimeter worksheets. Students learn to apply formulas and understand the properties of these shapes.

- Rectangle: Practice calculating both area and perimeter.
- Square: Focus on the unique properties of equal sides.
- Trapezoid: Introduce the formula for area: $\text{Area} = \frac{1}{2} \times (\text{base1} + \text{base2}) \times \text{height}$.

2. Triangles

Triangles come in various types (e.g., equilateral, isosceles, and scalene). Worksheets may include:

- Exercises for calculating the area using different formulas.
- Problems that require finding the perimeter of different triangle types.

3. Circles

Circles are unique shapes that require students to understand the concepts of radius and diameter. Worksheets often focus on:

- Calculating area using the formula $A = \pi \times r^2$.
- Finding the perimeter (circumference) with $C = 2 \times \pi \times r$.

4. Composite Shapes

Composite shapes are formed by combining two or more simple shapes. Worksheets involving composite shapes challenge students to:

- Break down complex figures into simpler components.
- Calculate the total area and perimeter by summing the individual areas and perimeters.

Effective Strategies for Using Area and Perimeter Worksheets

To maximize the effectiveness of area and perimeter worksheets, educators and parents can employ several strategies:

1. Start with the Basics

Before introducing worksheets, ensure that students understand the basic concepts of area and perimeter. Use visual aids and hands-on activities to illustrate the definitions and formulas.

2. Gradual Progression

Begin with simpler shapes and gradually introduce more complex figures. This allows students to build confidence and competence before tackling challenging problems.

3. Incorporate Real-Life Scenarios

Use real-life examples to make the practice relatable. For instance, ask students to calculate the area of their bedroom or the perimeter of a garden. This approach helps students see the relevance of what they are learning.

4. Encourage Group Work

Group activities can promote discussion and collaboration. Encourage students to work together on worksheets to share ideas and strategies for solving problems.

5. Provide Immediate Feedback

After students complete their worksheets, review the answers together. Providing immediate

feedback helps students correct misunderstandings and reinforces their learning.

Conclusion

Area and perimeter of shapes worksheets play a vital role in the education of students learning geometry. By providing structured practice, these worksheets help reinforce fundamental concepts, develop problem-solving skills, and prepare students for more advanced mathematical topics. With a variety of shapes and engaging problems, these resources can make learning both effective and enjoyable. By employing effective strategies for their use, educators and parents can help students build a strong foundation in geometry, ultimately leading to success in their mathematical endeavors.

Frequently Asked Questions

What types of shapes are typically covered in area and perimeter worksheets?

Area and perimeter worksheets typically cover basic shapes such as squares, rectangles, triangles, circles, and sometimes more complex shapes like trapezoids and polygons.

How can area and perimeter worksheets benefit students?

These worksheets help students practice and reinforce their understanding of geometric concepts, improve their problem-solving skills, and prepare for assessments in mathematics.

Are there worksheets available for different grade levels?

Yes, area and perimeter worksheets are available for various grade levels, from elementary to middle school, with varying levels of difficulty to cater to different learning needs.

What is the difference between area and perimeter?

Area measures the amount of space inside a shape, while perimeter measures the distance around the shape. For example, the area of a rectangle is found by multiplying its length by its width, while the perimeter is calculated by adding all the side lengths together.

Can area and perimeter worksheets include word problems?

Yes, many area and perimeter worksheets include word problems that challenge students to apply their knowledge in real-life scenarios, enhancing their critical thinking skills.

How can teachers utilize area and perimeter worksheets in the classroom?

Teachers can use these worksheets for individual practice, group activities, or as assessment tools to gauge students' understanding of area and perimeter concepts.

Are there online resources available for area and perimeter worksheets?

Yes, there are numerous online platforms that offer free printable area and perimeter worksheets, interactive games, and quizzes to help students learn and practice these concepts.

Find other PDF article:

<https://soc.up.edu.ph/36-tag/Book?docid=LTK25-8557&title=kreyszig-10-student-solutions-manual.pdf>

Area And Perimeter Of Shapes Worksheets

“area” “region” “zone” “district” _____

area _____ 60 years ago, half French people were still living in the rural area. region _____ ...

_____ 86 _____ 1 _____ ...

Apr 27, 2024 · _____ 00 _____ ...

_____ 025 _____ 0510 _____ 0511 _____ 0512 _____ 0513 _____ 0514 _____ 0515 _____ ...

_____ 0571 _____ 0574 _____ 0577 _____ 0575 _____ 0572 _____ 0573 _____ 0579 _____ 0570 _____ 0576 _____ 0578 _____ 0580 _____ ...

_____ - _____

_____ 020 066+ _____ 075+ _____ 076+ _____ “” _____ ...

wland _____ - _____

Sep 6, 2024 · wland _____ Wland _____ 1. ** _____ ** _____ ...

_____ “ +86” _____ “ +086” _____ “ +0086” _____

_____ +0086 _____ 3 _____ 86 _____ 28 _____ ...

_____ - _____

_____ 1 0551— _____ 2 0552— _____ 3 0553— _____ 4 0554— _____ 5 0555— _____ 6 0556— _____

7□0557—□□□ 8□0558—□□□□□□ 9 ...

manwa -

Feb 4, 2025 · manwa.com 日本語 manwa.com 英語 <https://manwa.site> <https://manwa.life> <https://manwa.biz> <https://manwa.asia> ...

“area” “region” “zone” “district” □□□□□□_□□ ...

area 60 years ago, half French people were still living ...

□□□□□□ □□□□ □□□□ □□□□□□□□□□ □□□□86□□□□□□□□□□□□□□□□ ...

XXXXXXXXXXXXXXXXXXXX_XXXX

Apr 27, 2024 · □□□□□□□□□□□□□□□□□□□□□□□□□□□□□□□□ ...

□□□□□□□□□□□□□□_□□□□

02505100511...

□□□□□□□□□□□□□□_□□□□

0571 0574 0577 0575 0572 0573 ...

Enhance your math skills with our area and perimeter of shapes worksheets! Perfect for practice and mastery. Learn more and download your free worksheets today!

[Back to Home](#)